2021

LAPORAN TAHUNAN

ANNUAL REPORT

BRIlife

Optimalisasi Pertumbuhan Melalui Penguatan Proses Bisnis

Optimizing the Growth Through Business Process Empowerment

Optimalisasi Pertumbuhan Melalui Penguatan Proses Bisnis

Optimizing the Growth Through Business Process Empowerment

Pada tahun 2021, BRI Life telah menetapkan dan melaksanakan beberapa strategi utama dalam rangka penguatan proses bisnis Perusahaan. Inovasi yang dilakukan BRI Life pada tahun 2021 antara lain berupa Implementasi *E-Policy* untuk Polis dan *Summary Pages* nasabah BRI Life. Selain itu, pada Oktober 2021 BRI Life resmi melakukan Implementasi Whatsapp Corporate serta MyAccses untuk melengkapi kanal komunikasi resmi yang dimiliki BRI Life dan menghadirkan kemudahan akses layanan bagi Pemegang Polis dan seluruh *stakeholders*. Pada Desember 2021, BRI Life juga meluncurkan Sentralisasi *Contact Center*. Hal tersebut merupakan strategi inisiatif sebagai langkah korporasi dalam memberikan layanan prima dan menciptakan *customer journey* yang positif kepada seluruh Pemegang Polis dan *Stakeholders*. Tidak hanya sebagai pusat layanan nasabah, *Contact Center* menjalankan fungsi mitigasi risiko dan edukasi literasi keuangan dalam kerangka *three lines of defence* yaitu mitigasi risiko yaitu melakukan *welcome call* dan konfirmasi polis sehingga memastikan pemegang polis memahami segala manfaat dan ketentuan dalam perjanjian pertanggungan dan Edukasi Literasi yaitu melakukan penjelasan terkait prinsip-prinsip asuransi dan perencanaan keuangan sesuai dengan produk layanan BRI Life (manfaat dan ketentuan polis). Beberapa inovasi tersebut telah berhasil meningkatkan kinerja Perusahaan di tahun 2021 yang terlihat dari peningkatan laba tahun berjalan perusahaan. Laba tahun berjalan tahun 2021 mencapai Rp150,04 miliar, meningkat 140,49% dibandingkan dengan tahun 2020 yang mencapai Rp62,39 miliar.

In 2021, BRI Life has determined and implemented several main strategies in order to strengthen the Company's business processes. Innovations carried out by BRI Life in 2021 include the implementation of E-Policy for policies and Summary Pages for BRI Life customers. Moreover, in October 2021 BRI Life officially implemented Whatsapp Corporate and MyAccses to complement the official communication channels owned by BRI Life and provide easy access to services for Policy Holders and all stakeholders. In December 2021, BRI Life also launched a Centralized Contact Center. This is an initiative strategy as a corporate step in providing excellent service and creating a positive customer journey for all Policy Holders and Stakeholders. Not only as a customer service center, the Contact Center carries out the function of risk mitigation and financial literacy education within the framework of the three lines of defense, namely risk mitigation, namely making welcome calls and policy confirmations so as to ensure that policyholders understand all the benefits and provisions of the insurance agreement and Literacy Education, namely conducting explanation regarding insurance principles and financial planning in accordance with BRI Life service products (benefits and policy terms). Some of these innovations have succeeded in improving the Company's performance in 2021 which can be seen from the increase in the company's current year profit. Profit for the year 2021 reached IDR150.04 billion, an increase of 140.49% compared to 2020 which reached IDR62.39 billion.

2021 LAPORAN TAHUNAN
ANNUAL REPORT

Kesinambungan Tema
Theme Sustainability

Strengthening The Foundation

2020
LAPORAN TAHUNAN
ANNUAL REPORT

Tahun 2020 merupakan tahun yang penuh tantangan bagi seluruh jenis industri di seluruh negara di dunia. Namun di tengah tantangan yang begitu berat, BRI Life masih mampu mempertahankan pertumbuhannya, dimana dari sisi premi, BRI Life mampu tumbuh hampir 14 persen di tengah konstraksi industri asuransi jiwa nasional. Pencapaian ini merupakan bukti kuat bahwa BRI Life mampu menerapkan strategi yang tepat di tengah tantangan dan memiliki fundamental usaha yang kuat. Tentunya hal ini menumbuhkan rasa percaya diri yang besar bagi BRI Life dalam menatap masa depannya.

Asuransi Mikro untuk Era Digital

2019
LAPORAN TAHUNAN
ANNUAL REPORT

Perkembangan digitalisasi ekonomi dan keuangan kian tak terbendung seiring ekspektasi masyarakat akan kebutuhan jasa keuangan yang cepat dan mudah. Pada kondisi ini, industri asuransi juga terus melakukan transformasi digital agar mampu bersaing dan menjaga keberlangsungan bisnisnya.

Pada tahun 2019, BRI Life mulai melakukan transformasi digital sebagai langkah fundamental untuk memperluas daya jangkau Perseroan melalui proses bisnis yang lebih efisien. Melalui berbagai inovasi bisnis, BRI Life terus memperkuat interaksi antara Perseroan dan nasabah dengan mekanisme digital yang lebih cepat, efisien, dan tanpa batas.

Perseroan terus memperkuat kapasitas teknologi informasinya yang terintegrasi dengan induk usaha, yaitu Bank BRI. Integrasi ini akan terus dibangun dan dikembangkan untuk menyasar asuransi mikro, yang merupakan keunggulan BRI Life di industri asuransi sekaligus memperkuat strategi jangka panjang kelangsungan bisnis di masa depan.

Integrated Information Technology PT Asuransi BRI Life

2018
LAPORAN TAHUNAN
ANNUAL REPORT

Iklim usaha sepanjang tahun 2018 masih dihadapkan dengan tantangan di semua sektor, termasuk industri asuransi nasional. Kendati demikian, kondisi tersebut tak meyurutkan pencapaian PT Asuransi BRI Life untuk memberikan kinerja yang terbaik. BRI Life senantiasa berkomitmen penuh dalam meningkatkan daya saing baik dalam hal kecepatan dan keakuratan jasa layanan, produk maupun optimalisasi pangsa pasar yang ada. Komitmen BRI Life tersebut di atas juga diwujudkan dengan terus menerus memperkuat platform usaha, senantiasa berekspansi dan memperluas jaringan bisnisnya. Pembangunan infrastruktur yang terintergrasi juga menjadi salah satu elemen penting Perusahaan, di samping upaya yang berkelanjutan untuk memperkaya varian produk asuransinya.

Untuk menjawab tantangan yang ada, BRI Life senantiasa berupaya memperbaharui dan menerapkan strategi yang tepat sasaran dengan melakukan inovasi di semua segmen untuk memperkuat fondasi usaha. Salah satu, hal besar yang dilakukan di tahun 2018 adalah inovasi dan investasi di bidang Teknologi Informasi dengan membangun sistem yang terintegrasi. Hal ini selaras dengan perjalanan BRI Life yang terus melaju sebagai upaya untuk menggapai kinerja yang optimal di era digital.

Inovasi dan investasi di bidang teknologi ini menjadi salah satu factor kunci perusahaan mengingat di era serba digital salah satu tantangan perusahaan adalah memangkas birokrasi dan menciptakan system yang andal untuk mempercepat bisnis proses hingga efektif dan efisien.

Menjadi Terdepan dalam Bisnis *Bancassurance*

2017
LAPORAN TAHUNAN
ANNUAL REPORT

Iklim usaha BRI Life sepanjang tahun 2017 senantiasa berjalan positif dalam hal pemenuhan target dari Rencana Bisnis Perusahaan. Konsistensi seluruh Insan Perusahaan dalam menjalankan roda usaha merupakan pondasi utama untuk tercapainya kinerja yang gemilang. Perusahaan senantiasa melakukan sejumlah inovasi untuk membuat proses kerja menjadi lebih efektif dan efisien dalam rangka menggapai kinerja yang baik. Sementara itu, Perusahaan juga tetap melakukan mitigasi terhadap ketahanan segmen usaha untuk menyerap potensi risiko yang akan timbul di kemudian hari. Dalam menjawab tantangan usaha, BRI Life terus berbenah untuk meningkatkan pertumbuhan bisnisnya. Berbagai upaya dan inovasi dilakukan BRI Life untuk mempercepat laju pencapaian target perusahaan, diantaranya semakin disempurnakannya layanan berbasis digital bagi nasabah, mulai dari awal pembelian hingga *after sales service*.

Upaya pengembangan bisnis Perusahaan juga telah dilakukan dengan pengembangan Unit Bisnis Bancassurance. BRI Life melaju secara agresif dengan telah meluncurkan 28 (dua puluh delapan) produk baru, yang terdiri dari 8 (delapan) produk Unit Link dan 20 (dua puluh) produk Rider yang diterbitkan untuk menggarap kanal distribusi In-Branch Sales Bancassurance dan distribusi Agency.

Sementara itu, Produk asuransi mikro (AMKKM) dicanangkan sebagai salah satu produk andalan BRI Life untuk meningkatkan pertumbuhan bisnis, sehingga dapat menjadikan BRI Life sebagai The Biggest Number of Policy Holder dan The Biggest Micro Insurance Provider di Indonesia. Selain itu, BRI Life memiliki peran dalam mendukung program inklusi dan literasi keuangan yang dicanangkan oleh OJK. Berdasarkan posisi Perusahaan Asuransi Jiwa dengan kategori aset diatas Rp5 triliun pada tahun 2017, BRI Life memiliki Relative Shares sebesar 13,36%. Dengan didukung peningkatan layanan dan produk yang kompetitif, BRI Life mampu bersaing untuk menjaga dan meningkatkan pertumbuhan bisnisnya.

2020 was year full of challenges for all types of industries in all countries in the world. However, in the midst of such formidable challenges, BRI Life was still able to maintain its growth, where in terms of premiums, BRI Life was able to grow nearly 14 percent amid the contraction of the national life insurance industry. This achievement is strong evidence that BRI Life is able to implement the right strategy in the midst of challenges and has strong business fundamentals. This creates a great sense of confidence for BRI Life in looking to its future.

2020

The rapid developments of economic and financial digitalization correspond with public expectations for fast and easy services. In this situation, the insurance industry continuously must adapt digital transformation to be able to compete and ensure its business sustainability.

In 2019, BRI Life has initiated digital transformation as its fundamental steps to broaden the Company's coverage through a more efficient business process. Through a number of business innovations, BRI Life strengthens the interaction between the Company and customers with a digital mechanism that is faster, more efficient, and unlimited.

The Company continues to strengthen its information technology capacity, which integrated with the parent company, Bank BRI. This integration will continually be built and developed to target micro insurance, which happens to be BRI Life's competitive advantage within the industry while strengthening a long-term strategy for future business sustainability.

2019

The businessclimate in 2018 was continously overwhelmed by various challenges for all sectors, including the national insurance industry. Nevertheless, these conditions did not cut down the objectives of PT BRI Life Insurance to provide the best performance. BRI Life is consistantly committed to improving competitiveness in terms of the responsiveness and accuracyof services, products, and existing market shares optimization. BRI Life's commitment above is also realized by continuously strengthening the business platform, always growing and expanding the business network. Integrated infrastructure development is also one of the significant elements of the Company, besides the continual efforts to enrich the insurance product variants.

As an answer for these challenges, BRI Life constantly strives to renew and implement precise strategies by innovating in all segments to strengthen the business base. One of the significant achievements in 2018 was innovation and investment in the Information Technology Sector by building integrated systems. This is in line with BRI Life'sjourney that continues to advance in achieving optimal performance in the digital era.

Innovation and Investment in the Field of Technology is one of the key factors of the company considering one of the company'schallenges is to get rid of bureaucracy and create a reliable system to accelerate business processes to be effective and efficient in the digital era.

2018

BRI Life's business throughout 2017 has run positively in terms of the Company's Business Plan target fulfillment. Consistency shown by all the Company's People in carrying out business operations has become the main foundation to achieve an outstanding performance. The Company continues making a number of innovations to seek more effective and efficient work process in pursuit of a good performance. On the flip side, the Company also continues to mitigate the resilience of its business segments to restrain potential risks that may arise in the future. In response to business challenges, BRI Life is continuously making improvements to enhance its business growth. BRI has worked on various efforts and innovations to accelerate the pace of achievement of corporate targets, including the enhancement of digital-based services for customers, ranging from initial purchases to after sales service.

The development of the company business has been conducted by development Bancassurance Business. BRI Life has moved forward aggressively by launching 28 (twenty eight) new products, consisting of 8 (eight) Unit Link products and 20 (twenty) Rider products issued to serve In- Branch Sales Bancassurance and Agency distribution channels.

Micro Insurance Products (AMKKM) has been set as one of BRI Life's flagship products to increase business growth, thereby making BRI Life the Biggest Number of Policy Holder and The Biggest Micro Insurance Provider in Indonesia. In addition, BRI Life has taken on a role in supporting the inclusion and financial literacy program initiated by OJK. Speaking of the position for Life Insurance Company with assets above Rp5 trillion category, in 2017 BRI Life has Relative Shares of 13.36%. With the backing of enhanced services and competitive products, BRI Life is in a strong position to compete in order to sustain and enhance its business growth.

2017

Daftar Isi
Table of Contents

Kilas Kinerja
Performance Highlights

Laporan Dewan Komisaris dan Direksi
Report of Directors and Board of Commissioners

Profil Perusahaan
Company Profile

Analisis dan Pembahasan Manajemen
Management Discussion and Analysis

1 **Tema dan Arti Tema**
Themes and Theme Meaning

2 **Kesinambungan Tema**
Theme Continuity

4 **Daftar Isi**
Table of Contents

8 **Sekilas Tentang Perusahaan**
The Company at A Glance

10 **Jejak Langkah**
Milestones

11 **Kontribusi Terbaik Kami**
Our Best Contribution

KILAS KINERJA
Performance Highlights

14 Capaian Penting 2021
Key Achievement 2021

16 Ikhtisar Data Keuangan Penting
Financial Highlight

16 Ikhtisar Keuangan dan Rasio Keuangan
Financial Highlights and Financial Ratios

20 Ikhtisar Operasional
Operational Highlight

21 Informasi Harga Saham
Stock Price Information

22 Aksi Korporasi
Corporate Action

22 Informasi Obligasi, Sukuk dan/atau Obligasi Konversi
Information of Bonds, Sukuk and/or Conversion Bonds

22 Informasi Sumber Pendanaan Lainnya
Other Funding Sources Information

23 Peristiwa Penting Tahun 2021
Significant Events in 2021

LAPORAN DIREKSI, DEWAN KOMISARIS DAN DEWAN PENGAWAS SYARIAH
Report of The Board of Directors, Board of Commissioners and Board of Sharia Supervisory

28 Laporan Direksi
Board of Directors Report

47 Laporan Dewan Komisaris
Board of Commissioners Report

60 Laporan Dewan Pengawas Syariah
The Board of Sharia Supervisory's Report

66 Surat Pernyataan Anggota Direksi dan Anggota Dewan Komisaris
Statement Letter Members of Directors and Members of the Board of Commissioners

PROFIL PERUSAHAAN
Company Profile

70 Identitas Perusahaan
Company Identity

72 Nama dan Alamat Kantor *Customer Care Centre* (CCC) dan *Customer Care* (CC)
Name and Address of Customer Care Center (CCC) and Customer Care (CC) Offices

73 *Brand* Perusahaan
Company Brand

74 Riwayat Singkat Perusahaan
Company Brief History

75 Visi, Misi & Budaya Perusahaan
Vision, Mission, and Corporate Culture

76 Visi / Vision

77 Misi / Mission

76 Budaya Perusahaan
Corporate Culture

79 Kegiatan Usaha
Business Activities

79 Kegiatan Usaha Menurut Anggaran Dasar dan yang Dijalankan
Business Activities According to the Articles of Association and Executed

80 Produk dan Jasa
Products and Services

86 Peta Wilayah Usaha
Business Area Map

90 Struktur Organisasi
Organizational Structure

92 Profil Direksi
Board of Directors Profile

104 Profil Dewan Komisaris
Board of Commissioners Profile

112 Profil Dewan Pengawas Syariah
Board of Sharia Supervisory Profile

116 Profil Pejabat Eksekutif
Executive Officer Profile

129 Profil dan Pengembangan Kompetensi Pegawai
Employee Competency Profile and Development

129 Jumlah Pegawai Berdasarkan Jenis Kelamin
Number of Employees by Gender

Sumber Daya Manusia
Human Capital

Teknologi Informasi
Information Technology

Tata Kelola Perusahaan
Corporate Governance

Tanggung Jawab Sosial Perusahaan
Corporate Social Responsibility

129 Jumlah Pegawai Berdasarkan Level Jabatan
Number of Employees by Position

130 Jumlah Pegawai Berdasarkan Rentang Usia
Number of Employees by Age Range

130 Jumlah Pegawai Berdasarkan Tingkat Pendidikan
Number of Employees by Education Level

130 Jumlah Pegawai Berdasarkan Status Kepegawaian
Number of Employees by Employment Status

130 Pengembangan Kompetensi Pegawai
Employee Competency Development

131 Kebijakan Pengembangan Kompetensi
Competency Development Policy

131 Pengembangan Kompetensi Berdasarkan Level Jabatan
Competency Development Based on Position Level

156 Evaluasi Pelaksanaan Pengembangan Kompetensi
Evaluation of Competency Development Implementation

157 Biaya Pengembangan Kompetensi
Competency Development Fee

158 Komposisi Pemegang Saham
Composition of Shareholders

158 Komposisi 20 Pemegang Saham Terbesar
Composition of the 20 Largest Shareholders

158 Komposisi Pemegang Saham 5% atau Lebih
Shareholder Composition 5% or More

159 Komposisi Kelompok Pemegang Saham Masyarakat Kurang dari 5%
Community Shareholder Group Composition Less than 5%

159 Kepemilikan Saham Dewan Komisaris dan Direksi
Share Ownership of the Board of Commissioners and the Board of Directors

159 Pemegang Saham Utama dan Pengendali
Major and Controlling Shareholders

160 Daftar Entitas Anak, Perusahaan Asosiasi dan Perusahaan Ventura Bersama
List of Subsidiaries, Associate and Joint Venture Companies

160 Kronologi Penerbitan Saham
Stock Issuance Chronology

160 Kronologi Penerbitan dan/atau Pencatatan Obligasi, Sukuk dan Obligasi Konversi
Chronology of Issuance and/or Listing of Bonds, Sukuk and Conversion Bonds

161 Kronologi Penerbitan dan/atau Pencatatan Efek Lainnya
Chronology of Issuance and/or Listing of Other Securities

161 Informasi Penggunaan Jasa Akuntan Publik (AP) dan Kantor Akuntan Publik (KAP)
Information on Using The Services of Public Accounting (AP) and Public Accounting Offices (KAP)

162 Lembaga dan/atau Profesi Penunjang
Supporting Institutions and/or Professionals

162 Penghargaan dan Sertifikasi
Awards and Certifications

164 Informasi yang Tersedia pada *Website*
Information Available on the Website

ANALISIS DAN PEMBAHASAN MANAJEMEN ATAS KINERJA PERUSAHAAN
Management Discussion and Analysis of The Company's Performance

168 Tinjauan Perekonomian
Economic Review

168 Analisis Perekonomian Global
Global Economy Analysis

171 Analisis Perekonomian Nasional
National Economy Analysis

174 Analisis Industri Asuransi
Insurance Industry Analysis

175 Analisis Posisi BRI Life Dalam Industri Asuransi
BRI Life's Position In The Insurance

177 Tinjauan Operasional
Operational Overview

177 Strategi Perusahaan
Corporate Strategy

178 Aspek Pemasaran
Marketing Aspect

178 Strategi Pemasaran
Marketing strategy

179 Pangsa Pasar
Market share

180 Tinjauan Operasi per Segmen Usaha
Operational Overview per Business Segment

222 Tinjauan Keuangan
Financial Review

222 Kinerja Keuangan
Financial performance

222 Laporan Posisi Keuangan
Consolidated Statements of Financial Position

237 Laporan Laba Rugi dan Penghasilan Komprehensif Lain Konsolidasian
Consolidated Profit or Loss and Other Comprehensive Income Statements

247 Laporan Arus Kas
Cash flow statement

249 Kemampuan Membayar Utang dan Kolektibilitas Piutang
Ability To Pay Debt and Collectibility in Receivables

250 Struktur Modal
Capital Structure

251 Ikatan Material Terkait Investasi Barang Modal
Material Committee Related to Capital Goods Investment

251 Informasi Keuangan yang telah Dilaporkan yang Mengandung Kejadian yang Sifatnya Luar Biasa dan Jarang Terjadi
Reported Financial Information Containing Events of Extraordinary and Rare Events

251 Komponen-Komponen Substansi dari Pendapatan dan Beban Lainnya
Substance Components of Other Income and Expenses

252 Dampak Perubahan Harga Terhadap Penjualan atau Pendapatan Bersih Perseroan
The Impact of Changes in Prices on the Company Sales or Net Income

252 Peningkatan/Penurunan Material dari Penjualan/ Pendapatan Bersih
Material Increase/Decrease from Net Sales/Income

252 Investasi Barang Modal
Capital Goods Investment

252 Informasi dan Fakta Material Setelah Tanggal Laporan Akuntan
Material Information and Facts After the Accountant's Report Date

253 Prospek Usaha dan Strategi ke Depan Tahun 2022
Business Prospects and Future Strategies in 2022

256 Pencapaian Target dan Target Ke Depan
Target Achievements and Future Targets

256 Pencapaian Target
Target Achievements

265 Target Ke Depan (Proyeksi)
Future Target (Projection)

271 Kebijakan, Pengumuman dan Pembayaran
Policy, Announcements and Payment of Dividend

272 Realisasi Penggunaan Dana Hasil Penawaran Umum
Realization of the Use of Public Offering Funds

272 Informasi Material Mengenai Investasi, Ekspansi, Penggabungan/ Peleburan Usaha, Divestasi, Akuisisi, atau Restrukturisasi Utang/ Modal
Material Information Regarding Investment, Expansion, Divestment, Business Merger/ Consolidation, Acquisition, and Debt/Capital Restructuring

273 Informasi Transaksi Material yang Mengandung Benturan Kepentingan dan/atau Transaksi dengan Pihak Afiliasi
Information on Material Transaction With Conflict of Interest and/or Transaction With Affiliated Party

276 Perubahan Peraturan Perundang-Undangan dan Dampaknya
Amendments of the Legislation and the Impact

276 Perubahan Kebijakan Akuntansi
Change of Accounting Policies

278 Tingkat Kesehatan Keuangan Perusahaan
Company Financial Soundness Ratio

278 Informasi Kelangsungan Usaha
Business Continuity Information

279 Aspek Perpajakan
Taxation Aspect

SUMBER DAYA MANUSIA
Human Capital

282 Strategi Manajemen *Human Capital*
Human Capital Management Strategy

283 Manajemen *Human Capital*
Human Capital Management

283 Kebijakan dan Pelaksanaan Rekrutmen
Recruitment Policy and Implementation

284 Kebijakan dan Pelaksanaan Pengembangan Karir
Policy and Implementation of Career Development

284 Kebijakan dan Pelaksanaan Pengembangan Kompetensi
Policy and Implementation of Competencies Development

285 Penilaian Kinerja
Performance assessment

285 Kebijakan Remunerasi
Remuneration Policy

286 Pensiun
Retirement

286 *Internalization of Culture*

287 Sistem Informasi *Human Capital*
System Information of Human Capital

288 Struktur Pengelola Direktorat *Human Capital*
Structure of The Management of The Directorate of Human Capital

289 Program Strategis Human Capital 2021
Human Capital Strategic Program 2021

289 Rencana dan Strategi Pengembangan *Human Capital* Tahun 2022
Human Capital Development Plan and Strategy for 2022

TEKNOLOGI INFORMASI
Information Technology

292 Strategi Teknologi Informasi
Information Technology Strategy

293 Inovasi Teknologi Informasi
Information Technology Innovation

293 Infrastruktur Teknologi Informasi
Information Technology Infrastructure

293 IT *Governance*

294 Profil Direktorat Teknologi Informasi
Directorate of Information Technology Profile

295 Rencana dan Strategi Pengembangan Teknologi Informasi Tahun 2022
Information Technology Development Plan and Strategy In 2022

TATA KELOLA PERUSAHAAN
Corporate Governance

298 Tujuan Penetapan Tata Kelola Perusahaan
Purpose of the Application of Corporate Governance

299 Dasar Penerapan Tata Kelola Perusahaan
Basic Application of Corporate Governance

300 Struktur dan Mekanisme Tata Kelola Perusahaan
Structure and Mechanism of Corporate Governance

300 Struktur Organ Perusahaan
Company Organs Structure

300 *Governance Soft Stucture*

301 Mekanisme Tata Kelola Perusahaan
Corporate Governance Mechanism

301 Rapat Umum Pemegang Saham
General Meeting of Shareholders

302 Direksi
Board of Directors

309 Dewan Komisaris
Board of Commissioners

324 Dewan Pengawas Syariah
Sharia Supervisory Board

328 Nominasi dan Remunerasi Dewan Komisaris dan Direksi
Nomination and Remuneration of The Board of Commissioners and Board of Directors

329 Kebijakan Keberagaman Dewan Komisaris dan Direksi
Diversity Policy Board of Commissioners and Board of Directors

331 Organ dan Komite di Bawah Dewan Komisaris
Organs and Committees Under the Board of Commissioners

371 Organ dan Komite di Bawah Direksi
Organs and Committees Under the Directors

392 Akuntan Publik
Public Accounting

393 Sistem Pengendalian Internal
Internal Control System

396 Manajemen Risiko
Risk Management

406 Fungsi Kepatuhan
Compliance Function

408 Program Anti Pencucian Uang (APU) dan Pencegahan Pendanaan Terorisme (PPT)
Anti-Money Laundering (APU) and Prevention of Terrorism Funding (PPT) Program

411 Sanksi Administratif yang Dikenakan Kepada Perusahaan, Anggota Dewan Komisaris dan Direksi Oleh Otoritas Pasar Modal dan Otoritas Lainnya
Administrative Sanctions Imposed on Companies, Members of The Board Of Commissioners and Board of Directors By Capital Market Authorities and Other Authorities

411 Akses Informasi dan Data Perusahaan
Access To Information and Company Data

412 Kode Etik
Code of Conduct

414 Kebijakan Pemberian Kompensasi Jangka Panjang Berbasis Kinerja
Performance-Based Long-Term Compensation Policy

415 Kebijakan Pengungkapan Informasi Kepemilikan Saham Dewan Komisaris dan Direksi Serta Pelaksanaannya
Policy of Disclosure of Share Ownership Information Board of Commissioners and Board of Directors and their Implementation

415 *Whistleblowing System*

420 Program Anti Korupsi
Anti-Corruption Program

424 *Good Corporate Governance Assessment*

TANGGUNG JAWAB SOSIAL PERUSAHAAN
Corporate Social Responsibility

Laporan Keuangan
Financial Statements

Sekilas Tentang Perusahaan

Company at a Glance

TOTAL ASET
Total Assets

Rp18,26
Triliun/Trillion

JUMLAH KARYAWAN
Number of employees

898 Orang/Person

BIDANG USAHA
Business fields

Jasa Asuransi
Insurance Services

TANGGAL BERDIRI
Established Date

28 Oktober 1987
October 28, 1987

JUMLAH KANTOR
Number of Offices

- **1** Kantor Pusat / Head Office
- **6** Customer Care Center (3C) / Customer Care Centers (3C)
- **20** *Customer Care*
- **1** *Contact Center*

KEPEMILIKAN SAHAM
Shareholding

63,83%	PT Bank Rakyat Indonesia (Persero) Tbk.
29,86%	FWD Management Holdings Limited
6,31%	Yayasan Kesejahteraan Pekerja (YKP) BRI

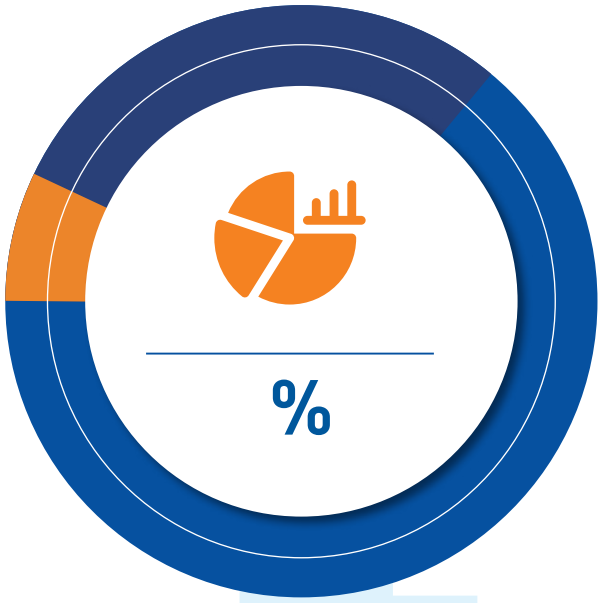

PRODUK DAN JASA
Products and Services

Konvensional dan Syariah yang meliputi Distribusi, *In Branch Sales, Alternate, Corporate, Agency*.

Conventional and Sharia which includes Distribution, In Branch Sales, Alternate, Corporate, Agency

Jejak Langkah
Milestones

1987

Awal Mula Berdiri
The Beginning

Didirikan oleh Dana Pensiun BRI, dengan kepemilikan saham 100% dimiliki oleh Dana Pensiun Bank BRI, untuk memenuhi kebutuhan serta melengkapi pelayanan bagi nasabah BRI.

Established by the BRI Pension Fund, with 100% share ownership owned by the BRI Pension Fund, to meet the needs and complement services for BRI customers.

1993

Memenuhi Kebutuhan
Make Ends Meet

BRI Life meluaskan layanannya dengan membuka unit usaha Asuransi Syariah.
Kepemilikan saham pada saat itu:
- Dana Pensiun Bank BRI: 90,17%
- YKP BRI: 9,56%
- Koperasi Karyawan: 0,27%

BRI Life expanded its services by opening a Sharia Insurance business unit.
Share ownership at that time:
- BRI Bank Pension Fund: 90.17%
- YKP BRI: 9.56%
- Employee Cooperative: 0.27%

1993

Mengembangkan Sayap
Spreading The Wings

Mengembangkan jaringan Kantor Penjualan untuk melayani penjualan hingga seluruh kota besar di Indonesia. Kepemilikan saham pada saat itu:
- Dana Pensiun Bank BRI: 99%
- Koperasi Karyawan: 1%

Expanding the network of Sales Offices to serve sales to all major cities in Indonesia. Share ownership at that time:
- BRI Bank Pension Fund: 99%
- Employee Cooperative: 1%

2021

Strengthening The Foundation
Memperkuat pondasi dengan pembelian oleh FWD Management Holdings Limited sebesar 29,86%.
Penguatan Pondasi:
- Bidang IT *Support*
- Bidang HC dan *Governance*
- *Distribution Channel*
- *Service Exellence*

Strengthening the foundation with the purchase by FWD Management Holdings Limited for 29.86%. Foundation Strengthening:
- IT Support field
- HC and Governance Sector
- Distribution Channel
- Service Exellence

2015

Kokoh dan Terpercaya
Robust and Reliable

Pada bulan Desember 2015, BRI Life diakuisisi oleh PT Bank Rakyat Indonesia (Persero) dan telah memiliki lebih dari 25 Kantor Penjualan. Kepemilikan saham saat itu:
- PT Bank Rakyat Indonesia (Persero): 91%
- YKP BRI: 8,999%

In December 2015, BRI Life was acquired by PT Bank Rakyat Indonesia (Persero) and has more than 25 Sales Offices. Share ownership at that time:
- PT Bank Rakyat Indonesia (Persero): 91%
- YKP BRI: 8.999%

2013

Dinamis dan Terkini
Dynamic and Up-To-Date

Bersama dengan Bank BRI, BRI Life melakukan pengembangan saluran bisnis bancassurance.
Kepemilikan saham pada saat itu:
- Dana Pensiun Bank BRI: 90,17%
- YKP BRI: 9,56%
- Koperasi Karyawan: 0,27%

Together with Bank BRI, BRI Life develops bancassurance business channel. Share ownership at that time:
- BRI Bank Pension Fund: 90.17%
- YKP BRI: 9.56%
- Employee Cooperative: 0.27%

Kontribusi Terbaik Kami
Our Best Contribution

Jumlah Nasabah yang Besar
Huge Number of Customers

Berdasarkan data yang dikutip dari Asosiasi Asuransi Jiwa Indonesia (AAJI) periode Triwullan IV 2021, jumlah nasabah tertanggung BRI Life berjumlah 15,83 juta orang dari total jumlah nasabah tertanggung pada industri sebesar 65,56 juta orang. Berdasarkan data tersebut, BRI Life menduduki peringkat pertama pada jumlah nasabah tertanggung. Asuransi Jiwa Kredit masih menjadi penyumbang jumlah nasabah tertanggung terbesar untuk BRI Life hingga saat ini, hal ini dapat mencerminkan tingkat kepercayaan masyarakat terhadap BRI Life.

Based on data quoted from AAJI for the period of Q2 2021, the number of insured customers of BRI Life reached 14,401,521 people from the total number of insured customers in the industry of 57,919,186 people. Based on this data, BRI Life was ranked first in the number of insured customers with a Market Share of 24.86%. Credit Life Insurance became still the largest contributor to the number of insured customers for BRI Life to date, which can reflect the level of public trust in BRI Life.

Produk Asuransi Jiwa Yang Bervariasi
Variety of Life Insurance Products

Hingga saat ini, BRI Life memiliki 5 (lima) kanal pemasaran yaitu Distribusi, In Branch, Corporate, Alternate, dan Agency. Bisnis BRI Life terbagi atas 2 (dua), yaitu BRI dan Non-BRI, dimana hingga saat ini mayoritas terbesar disumbangkan oleh bisnis yang terafiliasi dengan BRI. Produk-produk yang dipasarkan oleh masing-masing bisnis beraneka ragam dengan tipe produk Term Insurance, Personal Accident, Critical Illness, Hospitalization Cash Plan, Health Protection, Unit Link dan lainnya. Variasi produk yang dimiliki BRI Life dianggap kekuatan dikarenakan apabila masyarakat ingin membeli produk asuransi jiwa maka semua tersedia di BRI Life.

BRI Life owned 5 (five) marketing channels, namely Distribution, In Branch, Corporate, Alternate, and Agency. BRI Life's business was divided into 2 (two), namely BRI and Non-BRI, in which until now the largest majority was contributed by businesses affiliated with BRI. The products marketed by each business vary with the type of Term Insurance, Personal Accident, Critical Illness, Hospitalization Cash Plan, Health Protection, Unit Link and other types of products. The variety of products owned by BRI Life was considered a strength because if people want to buy life insurance products, they were all available at BRI Life.

Potensi Sinergi dengan BRI Sebagai Induk
Potential Synergy with BRI As Parent

Pasca masuknya pemegang saham baru (FWD Management Holdings Limited) pada bulan Maret 2021, kepemilikan saham BRI terhadap BRI Life menjadi 63,83% dimana BRI masih menjadi pemegang saham mayoritas BRI Life. Sebagai induk perusahan dari BRI Life dan ambisi menjadi Banking Group terbesar di ASEAN, diharapkan akan banyaknya sinergi-sinergi yang dilakukan antara BRI dan BRI Life guna memberikan nilai tambah bagi kedua belah pihak.

After the entry of new shareholders (FWD Management Holdings Limited) in March 2021, BRI's share ownership in BRI Life became 63.83% in which BRI became still the majority shareholder of BRI Life. As the parent company of BRI Life and the ambition to become the largest Banking Group in ASEAN, synergies would be carried out between BRI and BRI Life to provide added value for both parties.

Kilas Kinerja

Performance Highlights

Pada tahun 2021, BRI Life telah melakukan berbagai inovasi dalam rangka penguatan proses bisnis Perusahaan. Inovasi tersebut telah berhasil meningkatkan kinerja Perusahaan yang terlihat dari peningkatan laba tahun berjalan perusahaan.

In 2021, BRI Life has carried out various innovations in order to strengthen the Company's business processes. This innovation has succeeded in improving the Company's performance as seen from the increase in the company's current year profit.

Capaian Penting 2021
Key Achievement 2021

TOTAL EKUITAS
Total Equity

meningkat
increased by

139,19%

menjadi Rp6.68 triliun di tahun 2021
to IDR6.68 trillion in 2021

LABA TAHUN BERJALAN
Profit for the Year

meningkat
increased by

140,48%

menjadi Rp150,04 miliar di tahun 2021
to IDR150.04 billion in 2021

TOTAL ASET
Total assets

meningkat
increased by

39,99%

menjadi Rp18,26 triliun di tahun 2021
to IDR18.26 trillion in 2021

PENDAPATAN
Income

meningkat
increased by

13,87%

menjadi Rp7,26 triliun di tahun 2021
to IDR7.26 trillion in 2021

TOTAL PENDAPATAN PREMI
Total Premium Income

meningkat
increased by

15,29%

menjadi Rp6,79 triliun di tahun 2021
to IDR6.79 trillion in 2021

PENDAPATAN SEGMEN KONVENSIONAL
Conventional Segment Revenue

meningkat
increased by

14,93%

menjadi Rp6,80 triliun di tahun 2021
to IDR6.80 trillion in 2021

Ikhtisar Data Keuangan Penting

Overview of Important Financial Data

Ikhtisar Keuangan dan Rasio Keuangan

Financial Highlights and Financial Ratios

Tabel Ikhtisar Keuangan

Table of Financial Summary

(dalam jutaan Rupiah / in millions of Rupiah)

Uraian	2021	2020	2019	2018	2017	Description
LAPORAN POSISI KEUANGAN KONSOLIDASIAN / STATEMENTS OF CONSOLIDATED FINANCIAL POSITION						
ASET						**ASSETS**
Kas dan bank	79.576	95.700	68.265	61.423	51.804	Cash on hand and in banks
Piutang premi, neto	60.250	49.055	42.754	28.031	20.465	Premium receivables, net
Piutang hasil investasi	97.444	93.216	83.633	77.408	64.354	Investment income receivables
Aset reasuransi, neto	443.441	333.507	247.698	311.732	269.187	Reinsurance assets, net
Piutang koasuransi, neto	40.888	11.770	9.216	5.114	7.214	Coinsurance receivables, net
Piutang lain-lain, neto	121.624	128.853	38.704	69.301	55.815	Other receivables, net
Uang muka dan biaya dibayar di muka	15.238	11.039	16.436	10.037	14.868	Advances and prepaid fees
Investasi, neto				-		Investments, net
Deposito berjangka	1.008.137	1.009.902	1.053.108	337.602	294.098	Time deposits
Obligasi	7.943.478	6.862.606	6.031.198	5.388.528	4.394.203	Bond
Saham	364.188	439.026	512.815	559.972	422.898	Share
Reksa dana	5.235.612	3.191.850	2.312.856	2.005.793	2.056.730	Mutual Funds
Penyertaan langsung	3.796	3.796	3.996	3.996	496	Direct participation
Properti investasi	95.092	114.150	116.543	111.486	116.358	Investment properties
Total investasi,neto	14.650.303	11.621.330	10.030.516	8.407.377	7.284.783	Total investment, net
Biaya akuisisi ditangguhkan	2.070.476	39.301	26.453	22.118	30.640	Acquisition costs deferred
Pajak dibayar di muka	-	-	-	-	63.113	Prepaid taxes
Aset pajak tangguhan, neto	284.724	182.244	128.224	46.633	119.628	Deferred tax assets, net
Aset tetap dan aset hak guna, neto	260.215	277.605	263.007	209.048	167.797	Fixed assets and right-of-use assets, net
Aset takberwujud, neto	56.508	65.061	68.347	46.336	9.309	Intangible assets, net
Uang jaminan	8.642	8.779	3.488	3.212	3.482	Deposit
Aset lain-lain, neto	71.407	126.804	58.230	58.735	233	Other assets, net
TOTAL ASET	**18.260.736**	**13.044.264**	**11.084.971**	**9.356.504**	**8.162.691**	**TOTAL ASSETS**
LIABILITAS, DANA PESERTA DAN EKUITAS						**LIABILITIES, PARTICIPANT FUNDS AND EQUITY**
LIABILITAS						**LIABILITIES**
Utang reasuransi	49.991	37.171	37.557	31.530	20.665	Due to reinsurers
Utang koasuransi	535	1.730	15.699	8.802	14.209	Due to coinsurers
Utang pajak	4.980	2.826	22.200	71.869	1.155	Taxes payable
Pendapatan diterima di muka	1.214	990	1.016	1.120	1.043	Unearned revenue

Uraian	2021	2020	2019	2018	2017	Description
Beban masih harus dibayar	80.034	45.871	70.306	29.546	50.203	Accrued expenses
Liabilitas lain-lain	809.405	182.754	175.303	219.912	82.906	Other Liabilities
Liabilitas asuransi:				-		Insurance liability:
Liabilitas manfaat polis masa depan	6.259.666	6.530.727	5.865.551	5.209.665	4.818.096	Liabilities for future
Premi yang belum merupakan pendapatan	355.756	288.873	182.819	151.125	139.994	policy benefits Unearned premium reserves
Estimasi liabilitas klaim	331.007	264.460	209.777	87.315	49.761	Estimated claims liability
Utang klaim	78.211	29.190	42.902	2.326	4.211	Claims liability
Liabilitas *unit-linked*	3.290.272	2.572.818	1.678.655	1.122.086	699.564	Liabilities for unit-linked
Ujrah diterima di muka	15.652	17.480	13.824	13.475	22.566	Unearned ujrah
Liabilitas imbalan kerja	105.073	107.044	91.670	84.793	80.046	Employee benefit liability
TOTAL LIABILITAS	**11.381.796**	**10.081.934**	**8.407.279**	**7.033.565**	**5.984.418**	**TOTAL LIABILITIES**
DANA PESERTA						**PARTICIPANTS' FUND**
Dana *tabarru*	13.511	14.567	3.900	10.059	14.852	Tabarru fund
Dana *syirkah*	182.327	153.760	109.863	81.076	59.414	Syirkah fund
TOTAL DANA PESERTA	**195.838**	**168.327**	**113.763**	**91.135**	**74.266**	**TOTAL PARTICIPANTS' FUND**
EKUITAS						**EQUITY**
Modal saham						Share capital
Modal saham - nilai nominal Rp100.000 (nilai penuh) per saham pada tanggal 31 Desember 2021 dan 2020						Share capital - par value of Rp100,000 (full amount) per share as of December 31, 2021 and 2020
Modal dasar - 4.000.000 saham pada tanggal 31 Desember 2021 dan 3.000.000 saham pada tanggal 31 Desember 2020						Authorized capital - 4,000,000 shares as of December 31, 2021 and 3,000,000 shares as of December 31, 2020
Modal ditempatkan dan disetor penuh - 3.136.458 saham (2020: 2.200.000 saham terdiri dari 1 saham Seri A dan 2.199.999 saham Seri B)	313.646	220.000	220.000	220.000	220.000	Issued and fully paid capital - 3,136,458 shares (2020: 2,200,000 shares consisting of 1 Series A share and 2,199,999 Series B shares)
Tambahan modal disetor	3.756.354	-	-	-	-	Additional paid-in capital
Penghasilan komprehensif lain:						Other comprehensive income:
Keuntungan yang belum direalisasi atas perubahan nilai wajar efek-efek tersedia untuk dijual, neto	77.542	197.178	25.146	(105.243)	206.391	Unrealized gain on changes in fair value of available-for-sale marketable securities, net
Pengukuran kembali atas liabilitas imbalan kerja, neto	(1.878)	(10.574)	(6.226)	(4.774)	(7.919)	Remeasurement on employee benefit liability, net
Saldo laba						Retained earnings
Cadangan umum	1.761.813	1.761.813	1.438.546	958.228	794.117	General reserves

Uraian	2021	2020	2019	2018	2017	Description
Belum ditentukan penggunaannya	775.625	625.586	886.463	1.163.595	891.417	Unappropriated
TOTAL EKUITAS	**6.683.102**	**2.794.003**	**2.563.929**	**2.231.805**	**2.104.007**	**TOTAL EQUITY**
TOTAL LIABILITAS, DANA PESERTA DAN EKUITAS	**18.260.736**	**13.044.264**	**11.084.971**	**9.356.504**	**8.162.961**	**TOTAL LIABILITY, PARTICIPANT FUNDS AND EQUITY**
LAPORAN LABA RUGI DAN PENGHASILAN KOMPREHENSIF LAIN KONSOLIDASIAN / CONSOLIDATED STATEMENTS OF INCOME AND OTHER COMPREHENSIVE INCOME						
PENDAPATAN						INCOME
Pendapatan premi						Premium income
Premi bruto	6.790.375	5.889.762	5.198.349	4.386.164	3.926.861	Gross premium
Premi reasuransi	(390.148)	(107.891)	(90.556)	(136.102)	(102.949)	Reinsurance premium
Perubahan premi yang belum merupakan pendapatan	(58.738)	(105.248)	(31.882)	(10.621)	(35.194)	Consolidated Statements of Income And Other Comprehensive Income
Perubahan aset reasuransi terkait premi yang belum merupakan pendapatan	9.500	2.831	(22.063)	(9.255)	9.006	Changes in reinsurance assets related to unearned premiums
Pendapatan premi neto	6.350.989	5.679.454	5.053.848	4.230.186	3.797.723	Net premium income
Hasil investasi, neto	783.218	616.101	536.610	473.562	567.988	Return on investment, net
Pendapatan pengelolaan operasi asuransi syariah (ujrah)	56.378	61.667	40.558	28.022	13.701	Sharia insurance operation management income (ujrah)
Pendapatan lain-lain	**73.855**	**22.629**	**40.032**	**140.499**	**23.951**	**Other income**
TOTAL PENDAPATAN	**7.264.440**	**6.379.851**	**5.671.048**	**4.872.269**	**4.403.365**	**TOTAL INCOME**
BEBAN						**EXPENSES**
Klaim dan manfaat						Gross claims and benefits
Klaim dan manfaat bruto	5.714.964	3.759.671	2.954.302	2.515.382	2.138.325	Claims and benefits
Klaim reasuransi	(452.872)	(117.440)	(55.650)	(59.426)	(54.192)	Reinsurance claims
Perubahan liabilitas manfaat polis masa depan	(266.663)	662.916	645.076	367.086	800.577	Changes in liabilities for future policy benefits
Perubahan aset reasuransi terkait liabilitas manfaat polis masa depan	(38.115)	(38.169)	41.715	(37.547)	(36.807)	Changes in reinsurance assets elated to liabilities for futureelated to liabilities for future
Perubahan estimasi liabilitas klaim	54.200	48.813	119.554	38.770	315	Changes in estimated claims liability
Perubahan liabilitas *unit-linked*	717.454	894.163	556.568	422.522	544.332	Changes in liabilities for unit-linked
Klaim dan manfaat, neto	5.728.968	5.209.954	4.261.565	3.246.787	3.392.551	Claims and benefits, net
Beban akuisisi	816.263	556.966	454.759	405.635	267.233	Acquisition cost
Beban usaha	448.920	405.235	446.682	321.434	290.103	Operating expenses
Beban pemasaran	135.547	128.652	163.819	108.376	92.118	Marketing expenses
Beban lain-lain, neto	4.569	25.894	8.025	5.929	5.831	Other expenses, net
TOTAL BEBAN	**7.134.267**	**6.326.701**	**5.334.850**	**4.088.160**	**4.047.836**	**TOTAL EXPENSES**
LABA SEBELUM BEBAN PAJAK FINAL DAN MANFAAT (BEBAN) PAJAK PENGHASILAN, NETO	**130.173**	**53.150**	**336.198**	**784.109**	**355.529**	**PROFIT BEFORE FINAL TAX EXPENSES AND INCOME TAX BENEFITS (EXPENSES), NET**
Beban pajak final	(71.227)	(50.560)	(39.277)	(38.587)	49.916	Final Tax Expense

Uraian	2021	2020	2019	2018	2017	Description
LABA SEBELUM MANFAAT PAJAK PENGHASILAN	**58.946**	**2.590**	**296.921**	**745.522**	**305.613**	**PROFIT BEFORE INCOME TAX BENEFITS**
MANFAAT PAJAK PENGHASILAN, NETO	**91.093**	**59.800**	**26.346**	**(145.124)**	**22.608**	**INCOME TAX BENEFITS, NET**
LABA TAHUN BERJALAN	**150.039**	**62.390**	**323.267**	**600.398**	**328.221**	**INCOME FOR THE YEAR**
PENGHASILAN KOMPREHENSIF LAIN						**OTHER COMPREHENSIVE INCOME**
Pos yang akan direklasifikasi ke laba rugi:						**Pos yang akan direklasifikasi ke laba rugi:**
Keuntungan yang belum direalisasi atas perubahan nilai wajar efek-efek yang tersedia untuk dijual	(133.476)	189.908	131.883	(314.894)	216.061	Unrealized gain on changes in fair value of available-for-sale securities
Pajak penghasilan terkait	13.840	(17.876)	(1.494)	3.259	(3.085)	Related income tax
Pos yang tidak akan direklasifikasi ke laba rugi:						**Item that will not be reclassified to profit or loss:**
Pengukuran kembali atas liabilitas imbalan kerja	11.149	(5.255)	(1.937)	4.194	(3.961)	Remeasurement on employee benefits liability
Pajak penghasilan terkait	(2.453)	907	485	(1.048)	990	Related income tax
TOTAL PENGHASILAN KOMPREHENSIF TAHUN BERJALAN	**39.099**	**230.074**	**452.204**	**291.909**	**538.226**	**TOTAL COMPREHENSIVE INCOME FOR THE YEAR**
LABA TAHUN BERJALAN YANG DAPAT DIATRIBUSIKAN KEPADA:						**PROFIT FOR THE YEAR MAY BE ATTRIBUTABLE TO:**
Pemilik entitas Induk	-	-	-	598.638	-	Parent entity owner
Pemegang unit	-	-	-	1.760	-	Unit holder
TOTAL	**-**	**-**	**-**	**600.398**	**-**	**TOTAL**
TOTAL PENGHASILAN KOMPREHENSIF TAHUN BERJALAN YANG DAPAT DIATRIBUSIKAN KEPADA:				**-**		**TOTAL COMPREHENSIVE INCOME FOR THE YEAR THAT CAN BE ATTRIBUTED TO:**
Pemilik entitas Induk	-	-	-	288.358	-	Parent entity owner
Pemegang unit	-	-	-	3.551	-	Unit holder
TOTAL	**-**	**-**	**-**	**291.909**	**-**	**TOTAL**
LAPORAN ARUS KAS KONSOLIDASIAN / CASH FLOWS FROM OPERATING ACTIVITIES						
ARUS KAS DARI AKTIVITAS OPERASI						**CASH FLOWS FROM OPERATING ACTIVITIES**
Penerimaan premi	7.633.033	5.881.111	5.193.068	4.378.899	3.927.391	Premium Receipt
Pembayaran klaim	(5.750.945)	(3.761.021)	(2.887.206)	(2.502.676)	(2.109.167)	Payment of claims
Pembayaran premi reasuransi	(384.639)	(108.277)	(84.529)	(64.197)	(40.636)	Reinsurance premium payment
Penerimaan klaim reasuransi	375.141	45.267	35.974	33.093	52.393	Receipt of reinsurance claims
Pembayaran beban akuisisi	(2.838.541)	(563.495)	(473.715)	(430.575)	(262.370)	Acquisition expense payment
Pembayaran beban usaha dan pemasaran	(407.938)	(671.895)	(498.766)	(214.593)	(337.110)	Payment of operating and marketing expenses
Pembayaran pajak penghasilan	-	(18.033)	(108.139)	-	-	Income tax payment
Penerimaan pendapatan lain-lain, neto	769	116.872	87.514	137.751	20.835	Other income receipts, net
Arus kas neto diperoleh dari aktivitas operasi	**(1.373.120)**	**920.529**	**1.264.201**	**1.337.701**	**1.251.336**	**Net Cash Flow Used in Investing Activities**

Uraian	2021	2020	2019	2018	2017	Description
ARUS KAS DARI AKTIVITAS INVESTASI						**Net Cash Flow is used for Financing Activities**
Penerimaan dari hasil investasi	358.144	215.952	163.253	370.613	330.948	Revenue from investment returns
Penempatan investasi	(107.787.202)	(36.995.028)	(30.283.654)	(14.421.472)	(7.817.654)	Investment placement
Hasil penjualan investasi	104.970.044	35.956.388	29.093.183	12.992.754	6.325.545	Investment sale proceeds
Pembelian aset tetap	(11.331)	(26.531)	(74.114)	(61.333)	(53.245)	Purchase of fixed assets
Hasil penjualan aset tetap	-	-	10	-	(440)	Proceeds from the sale of fixed assets
Pembelian aset tak berwujud	(12.586)	(35.191)	(35.956)	(44.533)	(321)	Purchase of intangible assets
Arus kas neto digunakan untuk aktivitas investasi	**(2.482.931)**	**(884.410)**	**(1.137.278)**	**(1.163.971)**	**(1.215.167)**	**Net cash flows are used for investing activities**
ARUS KAS DARI AKTIVITAS PENDANAAN						**CASH FLOW FROM FUNDING ACTIVITIES**
Pembayaran dividen kas	-	-	(120.081)	(164.110)	(32.103)	Cash dividend payment
Tambahan setoran modal	3.850.000	-	-	-	-	Additional deposit
Pembayaran liabilitas sewa	(10.073)	(8.684)	-	-	-	Payment of rental obligations
Arus kas neto diperoleh dari (digunakan untuk) Aktivitas Pendanaan	**3.839.927**	**(8.684)**	**(120.081)**	**(164.110)**	**(32.103)**	**Net cash flow is obtained from (used for) Funding Activities**
(PENURUNAN) KENAIKAN NETO DALAM KAS DAN BANK	**(16.124)**	**27.435**	**6.842**	**9.620**	**4.066**	**(DECREASE) NET INCREASE IN CASH AND BANK**
KAS DAN BANK PADA AWAL TAHUN	**95.700**	**68.265**	**61.423**	**51.804**	**47.738**	**CASH AND BANK AT THE BEGINNING OF THE YEAR**
KAS DAN BANK PADA AKHIR TAHUN	**79.576**	**95.700**	**68.265**	**61.423**	**51.804**	**CASH AND BANK AT THE END OF THE YEAR**
RASIO KEUANGAN / FINANCIAL RATIO						
Rasio Laba (Rugi) Terhadap Jumlah Aset	0,82%	0,48%	2,92%	6,42%	4,02%	Ratio of Profit (Loss) to Total Assets
Rasio Laba (Rugi) Terhadap Ekuitas	2,25%	2,23%	12,61%	26,90%	15,65%	Ratio of Profit (Loss) To Equity
Rasio Laba (Rugi) Terhadap Pendapatan/Penjualan	2,21%	1,06%	6,22%	13,69%	11,20%	Profit (Loss) Ratio to Revenue/ Sales
Rasio Lancar	321,02%	476,80%	571,55%	346,79%	342,41%	Current Ratio
Rasio Liabilitas Terhadap Ekuitas	170,31%	360,84%	327,91%	315,15%	285,48%	Liability to Equity Ratio
Rasio Liabilitas Terhadap Jumlah Aset	62,33%	77,29%	75,84%	75,17%	73,38%	Ratio of Liabilities to Total Assets

Ikhtisar Operasional

Operational Highlight

Tabel Ihktisar Operasional

Table of Operational Overview

(dalam jutaan Rupiah)

Uraian	Satuan	2021	2020	Description
Konvensional				**Conventional**
Kanal Distribusi				**Distribution Channel**
Gross Written Premium (GWP)	Jutaan	2.643.993	2.590.914	Gross Written Premium (GWP)
Annualised New Premium (ANP)	Jutaan	359.230	266.039	Annualised New Premium (ANP)

Uraian	Satuan	2021	2020	Description
Kanal In Branch				**Canal In Branch**
Annualised New Premium (ANP)	Jutaan	1.386.732	1.092.658	Annualised New Premium (ANP)
Polis	Polis	341.749	256.500	Polis
Kanal Alternate				**Alternate Channel**
Mikro (Penjualan Produk AMKKM)	Miliar	540.714	306.048	Micro (Sales of AMKKM Products)
Digital				Digital
Polis Asuransi	Polis	889	664	Insurance policy
Premi Asuransi	Jutaan	62.194.000	200.648.000	Insurance premium
Kanal Korporasi				**Corporate Channel**
Premi Asuransi	Jutaan			Insurance premium
Polis Asuransi	Polis	1.071	1.048	Insurance policy
Kanal Agency				**Agency Channel**
Polis Asuransi	Polis	4.886	8.912	Insurance policy
Annualised New Premium (ANP)	Jutaan	25.128	42.950	Annualised New Premium (ANP)
Gross Written Premium (GWP)	Jutaan	106.572	239.620	Gross Written Premium (GWP)
Syariah				**Sharia**
Polis Asuransi Segmen Syariah - Individual	Polis	6.914	18.050	Sharia Segment Insurance Policy - Individual
Polis Asuransi Segmen Syariah - Korporasi	Polis	171.676	196.937	Sharia Segment Insurance Policy - Corporate

Informasi Harga Saham
Stock Price Information

Modal ditempatkan dan disetor penuh tanggal 31 Desember 2021 dan 2020 adalah sebanyak 3.136.458 dan 2.200.000 saham dengan nilai nominal Rp100.000 per saham, sehingga total modal ditempatkan dan disetor penuh adalah sebesar Rp313.645.800.000 dan Rp220.000.000.000.

Sampai dengan 31 Desember 2021, BRI Life belum menjadi perusahaan yang mencatatkan sahamnya di bursa saham. Dengan demikian, tidak terdapat informasi harga saham, kapitalisasi pasar saham, dan volume perdagangan saham. Sedangkan informasi modal saham selama dua tahun terakhir disajikan sebagai berikut:

The issued and fully paid capital as of December 31, 2021 and 2020 were 3,136,458 and 2,200,000 shares with a par value of IDR100,000 per share, and the total issued and fully paid capital reached IDR313,645,800,000 and IDR220,000,000,000, respectively.

As of December 31, 2021, BRI Life did not become a company listing its shares on the stock exchange. Thus, there was no information on stock prices, stock market capitalization, and stock trading volume. Meanwhile, share capital information for the last two years is presented as follows:

Tabel Harga Saham
Table of Stock Price

(dalam jutaan Rupiah / in million rupiah)

Uraian / Description		2021	2020
Modal saham	**Capital stock**		
Modal saham - nilai nominal Rp100.000 (nilai penuh) per saham pada tanggal 31 Desember 2021 dan 2020 Modal dasar - 4.000.000 saham pada tanggal 31 Desember 2021 dan 3.000.000 saham pada tanggal 31 Desember 2020 Modal ditempatkan dan disetor penuh - 3.136.458 saham (2020: 2.200.000 saham terdiri dari 1 saham Seri A dan 2.199.999 saham Seri B)	Share capital - par value IDR100,000 (full amount) per share as of December 31, 2021 and 2020 Authorized capital - 4,000,000 shares as of December 31, 2021 and 3,000,000 shares as of December 31, 2020 Issued and fully paid capital - 3,136,458 shares (2020: 2,200,000 shares consisting of 1 Series A share and 2,199,999 Series B shares)	313.646	220.000

Aksi Korporasi

Berdasarkan Akta Notaris Jose Dima Satria, S.H., M.Kn., No. 8 tanggal 2 March 2021 yang telah disetujui oleh Menteri Hukum dan Hak Asasi Manusia Republik Indonesia dalam surat keputusannya No. AHU-0039355.AH.01.11. Tahun 2021 tanggal 2 Maret 2021, modal dasar Perusahaan ditingkatkan dari 2.200.000 saham (nilai nominal Rp100.000 (nilai penuh) per saham) menjadi 3.136.458 saham.

Sebelumnya 936.458 saham telah ditempatkan dan disetor penuh oleh FWD Financial Services Pte. Ltd., senilai Rp3.850.000. Pada tanggal 13 Oktober 2021, berdasarkan Akta Notaris Jose Dima Satria, S.H., M.Kn., No. 59 tanggal 13 Oktober 2021, tedapat transfer seluruh saham FWD Financial Services Pte. Ltd. ke FWD Management Holding Ltd. senilai Rp3.850.000. Penambahan modal dasar tersebut telah disetujui Otoritas Jasa Keuangan melalui surat No. S-12/NB.1/2021.

Corporate Action

Based on the Deed of Notary Jose Dima Satria, S.H., M.Kn., No. 8 dated 2 March 2021 which has been approved by the Minister of Law and Human Rights of the Republic of Indonesia in his decree No. AHU-0039355.AH.01.11. In 2021 on March 2, 2021, the authorized capital of the Company was increased from 2,200,000 shares (par value of IDR100,000 (full amount) per share) to 3,136,458 shares.

Previously, 936,458 shares had been issued and fully paid by FWD Financial Services Pte. Ltd., valued at IDR3,850,000. On October 13, 2021, based on the Deed of Notary Jose Dima Satria, S.H., M.Kn., No. 59 dated 13 October 2021, there was a transfer of all shares of FWD Financial Services Pte. Ltd. to FWD Management Holding Ltd. worth IDR3,850,000. The addition of authorized capital has been approved by the Financial Services Authority through letter No. S-12/NB.1/2021

Informasi Obligasi, Sukuk, dan/atau Obligasi Konversi
Information of Bonds, Sukuk, and/or Conversion Bonds

Per 31 Desember 2021, BRI Life belum menerbitkan obligasi, sukuk dan/atau obligasi konversi.

As of December 31, 2021, BRI Life has not issued bonds, sukuk and/or convertible bonds.

Informasi Sumber Pendanaan Lainnya
Other Funding Sources Information

Per 31 Desember 2021, BRI Life tidak memiliki sumber pendanaan lainnya.

As of December 31, 2021, BRI Life has no other funding sources.

Peristiwa Penting
Event Highlights

3 JANUARI / JANUARY

Kegiatan tahunan Perusahaan *Sales Kickoff & Awarding Night* BRI Life di Sentul yang berupa penyampaian kebijakan dan target penjualan di 2021 serta pemberian penghargaan bagi tenaga penjualan berprestasi yang dihadiri oleh Direksi BRI, Direksi dan Jajaran Manajemen BRI Life serta para Leader tenga penjualan dari 5 (lima) kanal distribusi di seluruh Indonesia.

The annual event of BRI Life Sales Kickoff & Awarding Night in Sentul, in the form of delivering policies and sales targets in 2021 as well as awarding outstanding salespeople, which was attended by the Directors of BRI, Directors and Management of BRI Life as well as sales leaders from 5 (five) distribution channels in throughout Indonesia.

09 JUNI / JUNE

Bersinergi dengan induk perusahaan Bank BRI, BRI Life meluncurkan produk Asuransi Bancassurance Double Care yang berlangsung *hybrid* di Kantor Pusat BRI Jakarta.

Synergizing with the parent company Bank BRI, BRI Life launched the Bancassurance Double Care Insurance product which took place hybrid at BRI Head Office Jakarta.

13 SEPTEMBER / SEPTEMBER

BRI Life memperoleh Sertifikasi ISO 370001 dari Lembaga Sertifikasi Sucofindo, sebagai wujud komitmen BRI Life dalam pelaksanaan *Good Corporate Governance* atau Tata Kelola Perusahaan yang didukung dengan penerapam sistem manajemen anti penyuapan.

BRI Life obtained ISO 370001 Certification from the Sucofindo Certification Institute, as a form of BRI Life's commitment to implementing Good Corporate Governance supported by the implementation of an anti-bribery management system.

CERTIFICATE

Certificate No. SAS 00067

SUCOFINDO INTERNATIONAL CERTIFICATION SERVICES

PT ASURANSI BRI LIFE

SNI ISO 37001:2016
Sistem Manajemen Anti Penyuapan
Anti-Bribery Management System

26 OKTOBER / OCTOBER

Dalam rangka menyambut hari ulang tahun BRI Life ke-34 serta untuk meningkatkan *engagement* bersama media, BRI Life menyelenggarakan kegiatan Media Gathering bersama BOD (*Board of Directors*) dengan mengundang sejumlah media *Tier* 1 Nasional, berisi pemaparan *update* kinerja perusahaan serta diskusi ringan bersama media.

In order to welcome the 34th anniversary of BRI Life and to increase engagement with the media, BRI Life held a Media Gathering with the BOD (Board of Directors) by inviting a number of National Tier 1 media, containing information on company performance updates and light discussions with the media.

28 OKTOBER / OCTOBER

BRI Life menyelenggarakan puncak perayaan hari ulang tahunnya ke-34 yang dilakukan secara hybrid; onsite dan virtual, dan diikuti oleh seluruh Pekerja BRI Life. Acara tersebut merupakan puncak acara dari rangkaian kegiatan yang dilaksanakan secara hybrid, baik beragam lomba maupun kegiatan CSR yang melibatkan masyarakat.

BRI Life held a hybrid celebration of its 34th birthday; onsite and virtual, and attended by all BRI Life Employees. The event is the culmination of a series of activities carried out in a hybrid manner, both various competitions and CSR activities that involve the community.

3 NOVEMBER / NOVEMBER

BRI Life menyelenggarakan kegiatan CSR BRI Life Berbagi berupa Bantuan Paket Sembako kepada Masyarakat sekitar terdampak Pandemi serta Penanaman 1000 Bibit Mangrove di Kecamatan Muara Gembong, Bekasi - Jawa Barat.

BRI Life held a CSR BRI Life Sharing activity in the form of Food Package Assistance to Communities affected by the Pandemic and the Planting of 1,000 Mangrove Seeds in Muara Gembong District, Bekasi - West Java.

24 NOVEMBER / NOVEMBER

Sebagai wujud komitmen serta tanggung jawab BRI Life kepada Nasabahnya, BRI Life menyerahkan santunan duka senilai 2,5 miliar kepada Ahli Waris Almarhum Muh. Rofiudin (debitur KPR BRI) yang berdomisili di Semarang.

As a form of BRI Life's commitment and responsibility to its customers, BRI Life handed over 2.5 billion in condolences to the heirs of the late Muh. Rofiudin (BRI KPR debtor) domiciled in Semarang.

25 NOVEMBER / NOVEMBER

Kerjasama sinergis dengan induk perusahaan Bank BRI untuk Pemasaran Asuransi Jiwa PELITA yang mengusung *tagline* "Perlindungan Jiwa dengan Manfaat Tambahan" secara resmi *launching* pada 25 Nopember 2021 di Gedung BRILiaN Center BRI dengan *audience* mengikuti melalui zoom serta *live streaming* Youtube.

The synergistic collaboration with the parent company of Bank BRI for PELITA Life Insurance Marketing which carries the tagline "Life Protection with Additional Benefits" was officially launched on November 25, 2021 at the BRI BRILian Center Building with the audience following via zoom and live streaming Youtube.

8 DESEMBER / DECEMBER

BRI Life meraih penghargaan sebagai *Trusted Company Based On Corporate Governance Perception Index* (CGPI) di ajang "Indonesia Trrusted Companies Award 2021" yang diselenggarakan Majalah SWA dan berlangsung di Hotel Shangri-La Jakarta.

BRI Life won an award as the Trusted Company Based On Corporate Governance Perception Index (CGPI) at the "Indonesia Trusted Companies Award 2021" held by SWA Magazine and took place at the Shangri-La Hotel Jakarta.

12 DESEMBER / DECEMBER

Layanan Terpadu *Contact Centre* BRI Life diresmikan di Kantor CCC Yogyakarta. Selain untuk melayani nasabah, Layanan ini juga dapat digunakan oleh masyarakat untuk memperoleh informasi produk dan layanan secara mudah dan cepat.

The BRI Life Contact Center Integrated Service was inaugurated at the Yogyakarta CCC Office. In addition to serving customers, this service can also be used by the public to obtain product and service information easily and quickly.

Laporan Direksi, Dewan Komisaris dan Dewan Pengawas Syariah

Report of The Board of Directors, Board of Commissioners and Board of Sharia Supervisory

Terlepas dari ketidakpastian terkait dengan Pandemi COVID-19 dan upaya pemerintah untuk memulihkan ekonomi Nasional, BRI Life berkinerja sangat baik dengan menekankan pertumbuhan bisnis yang berkelanjutan di tahun 2021. BRI Life mencatatkan laba Rp150,04 miliar tumbuh 140,48% yoy.

Despite the uncertainty related to the COVID-19 Pandemic and the government's efforts to restore the National economy, BRI Life performed very well by emphasizing sustainable business growth in 2021. BRI Life recorded a profit of IDR150.04 billion growing 140.48% yoy.

Iwan Pasila
Direktur Utama
President Director

Para Pemegang Saham dan Pemangku Kepentingan yang terhormat,

Puji syukur kita panjatkan kehadirat Tuhan Yang Maha Esa, atas limpahan rahmatNya kepada kita semua, di tengah kondisi perekonomian yang belum sepenuhnya membaik khususnya yang dikarenakan oleh pandemi COVID-19, BRI Life dapat memberikan kinerja yang baik pada tahun 2021. Direksi memberikan apresiasi dan ucapan terimakasih kepada seluruh manajemen dan pegawai atas kinerja di tahun 2021 yang secara umum telah sesuai dengan yang telah ditargetkan.

Laporan Direksi
Board of Directors' Report

Pada kesempatan ini, perkenankanlah kami menyampaikan laporan jalannya kepengurusan perusahaan selama tahun 2021 yang meliputi kinerja Perusahaan, analisis prospek perusahaan, perkembangan penerapan tata kelola perusahaan, penilaian kinerja Komite di bawah Direksi serta perubahan komposisi Direksi.

On this occasion, please allow us to submit a report on the management of the company during 2021 covering the Company's performance, analysis of company prospects, developments in the implementation of corporate governance, performance appraisal of Committees under the Board of Directors and changes in the composition of the Board of Directors.

Analisis Atas Kinerja Perusahaan

Kinerja Perusahaan tidak dapat terlepas dari kondisi perekonomian baik perekonomian global maupun nasional serta khususnya kondisi industri asuransi. Perbaikan ekonomi global pada 2021 terus berlanjut meski belum berimbang dengan ketidakpastian pasar keuangan yang berlanjut. Pemulihan ekonomi di *Advanced Economies* (AEs), khususnya Amerika Serikat (AS) berjalan lebih cepat, didukung oleh akselerasi vaksinasi dan stimulus kebijakan fiskal dan moneter yang sangat besar. Sementara di sisi lain, sebagian besar *Emerging Market and Developing Economies* (EMDEs), kecuali Tiongkok, masih harus berjuang memperbaiki kondisi ekonomi di dalam negerinya, menuju pemulihan ekonomi. Disamping pasokan dan kemampuan vaksinasi yang terbatas, keterbatasan kemampuan stimulus fiskal dan moneter juga menyebabkan lebih lambatnya proses pemulihan ekonomi di sebagian besar EMDEs. Ekonomi dunia diprakirakan tumbuh sekitar 5,7% pada 2021 dan 4,4% pada 2022, setelah kontraksi 3,1% pada 2020. Sementara itu, ketidakpastian pasar keuangan global masih terus berlanjut sejalan dengan risiko yang masih mengemuka, antara lain terkait peningkatan penyebaran COVID-19 varian Delta, antisipasi pasar terhadap kebijakan *tapering the Fed*, serta kekhawatiran tekanan inflasi yang berlangsung lebih lama akibat ganguan rantai pasokan dan keterbatasan energi.

Proses pemulihan perekonomian domestik pada 2021 masih terpengaruh oleh berlanjutnya pandemi COVID-19. Merebaknya COVID-19 varian Delta pada triwulan III 2021 menahan proses

Analysis of Company Performance

The Company's performance cannot be separated from economic conditions, both global and national economies, and in particular the condition of the insurance industry. The improvement in the global economy in 2021 continued even though it was not balanced with the continuing financial market uncertainty. Economic recovery in the Advanced Economies (AEs), particularly the United States (US) run faster, supported by accelerated vaccinations and very large fiscal and monetary policy stimulus. On the other hand, most of the Emerging Market and Developing Economies (EMDEs), except for China, still had to struggle to improve economic conditions in their country, towards economic recovery. Other than the limited supply and capacity of vaccinations, the limited capacity of fiscal and monetary stimulus also caused the economic recovery process to be slower in most of the EMDEs. The world economy was forecasted to grow by around 5.7% in 2021 and 4.4% in 2022, after a 3.1% contraction in 2020. Meanwhile, uncertainty in global financial markets continued in line with emerging risks, including the increase in the spread of The Delta variant of COVID-19, market anticipation for the Fed's tapering policy, as well as concerns over inflationary pressures that lasted longer due to supply chain disruptions and energy constraints.

The domestic economic recovery process in 2021 was still affected by the ongoing COVID-19 pandemic. The spread of the Delta variant of COVID-19 in the third quarter of 2021 hampered the

Dear Shareholders and Stakeholders,

Praise and gratitude will always be addressed to God Almighty, for the abundant grace to all of us. In the midst of economic conditions that had not completely improved, especially due to the COVID-19 pandemic, BRI Life was able to provide a good performance in 2021. The Board of Directors expressed its appreciation and thanks to all management and employees for the performance in 2021 which in general had been in accordance with the target.

pemulihan ekonomi Indonesia. Kinerja ekonomi diprakirakan meningkat pada triwulan IV 2021 didukung oleh mobilitas yang terus meningkat sejalan dengan akselerasi vaksinasi dan meredanya penyebaran COVID-19, pembukaan sektor-sektor ekonomi yang lebih luas, stimulus kebijakan yang berlanjut, dan kinerja ekspor yang tetap kuat. Dengan perkembangan tersebut, pertumbuhan ekonomi 2021 diprakirakan dalam kisaran 3,2-4,0%. Sementara itu, stabilitas eksternal terjaga tercermin dari peningkatan surplus Neraca Pembayaran Indonesia (NPI) pada 2021, didukung oleh surplus transaksi berjalan dan transaksi modal dan finansial. Sejalan dengan kinerja NPI, nilai tukar Rupiah terkendali didukung oleh kebijakan stabilisasi Bank Indonesia. Inflasi tercatat rendah di tengah permintaan domestik yang mulai meningkat, stabilitas nilai tukar yang terjaga, dan konsistensi kebijakan Bank Indonesia dalam mengarahkan ekspektasi inflasi. Stabilitas sistem keuangan tetap baik dengan fungsi intermediasi yang meningkat. Perekonomian Indonesia diprakirakan meningkat lebih tinggi pada 2022 sejalan dengan membaiknya permintaan domestik, dengan stabilitas eksternal yang tetap terjaga, inflasi yang terkendali, dan stabilitas sistem keuangan yang tetap baik.

Dari sisi industri asuransi, berdasarkan data Asosiasi Asuransi Jiwa Indonesia (AAJI) per 31 Desember 2021, total pendapatan premi industri asuransi jiwa mencapai Rp202,93 triliun, tumbuh 8,2% yoy. Pendapatan premi baru mencapai Rp128,62 triliun, tumbuh 12,1% yoy sementara pendapatan premi lanjutan mencapai Rp74,31 triliun, tumbuh 2,0% yoy. Total pendapatan premi ekuivalen yang disetahunkan (*Annualized Premium Equivalent*/ APE) tahun 2021 mencapai Rp38,83 triliun, tumbuh 8,7% yoy.

Total pemegang polis mencapai 20,14 juta polis, tumbuh 16,4% yoy. Jumlah tertanggung mencapai 65,56 juta orang tumbuh 2,9% yoy dengan jumlah uang pertanggungan mencapai Rp4.360,81 triliun, terkontraksi 0,7% yoy. Total klaim dan manfaat yang dibayarkan mencapai Rp159,43 triliun tumbuh 5,5% yoy. Klaim meninggal dunia mencapai Rp21,14 triliun, tumbuh 72,8% yoy, utamanya disebabkan oleh Pandemi COVID-19. Klaim kesehatan juga meningkat signifikan, mencapai Rp13,04 triliun, tumbuh 32,0% yoy. Klaim *partial withdrawal* dan *surrender* mencapai Rp108,47 triliun, tumbuh 2,2% yoy. Total Kekayaan asuransi jiwa pada tahun 2021 mencapai Rp602.04 triliun, tumbuh 5,5% yoy, sementara kekayaan dalam bentuk investasi mencapai Rp530,71 triliun, tumbuh 5,1% yoy. Total Cadangan Teknis, yang merupakan bagian terbesar dalam kewajiban asuransi jiwa pada akhir tahun 2021 mencapai Rp458,25 triliun, tumbuh 1,1% yoy.

Dalam menghadapi kondisi perekonomian dan industri asuransi tersebut, BRI Life telah menetapkan beberapa strategi utama yang telah dijalankan di tahun 2021 guna mencapai target yang telah dicanangkan BRI sebagai Pemegang Saham Pengendali antara lain:

1. Penjualan produk asuransi mikro yakni Pijar melalui *platform digital* MyLife;
2. Pembuatan *story telling* untuk produk Dasetera, Davestera, Davestera Optima, Pelita, Pijar, Aurora, Lentera, Davespro dan AMKKM BRILink;

process of Indonesia's economic recovery. Economic performance was predicted to improve in the fourth quarter of 2021, supported by continued mobility in line with the acceleration of vaccination and the easing of the spread of COVID-19, the opening of wider economic sectors, continued policy stimulus, and export performance that remained strong. With these developments, economic growth in 2021 was predicted in the range of 3.2-4.0%. Meanwhile, external stability was maintained as reflected in the increase in Indonesia's Balance of Payments (BOP) surplus in 2021, supported by the current account surplus and the capital and financial account. In line with BOP performance, the Rupiah exchange rate was under control, supported by Bank Indonesia's stabilization policy. Inflation was recorded at a low level in the midst of increasing domestic demand, maintained exchange rate stability, and the consistency of Bank Indonesia's policies in guiding inflation expectations. The stability of the financial system remained good with the intermediary function improving. The Indonesian economy was predicted to accelerate further in 2022 in line with improving domestic demand, with maintained external stability, controlled inflation, and sound financial system stability.

In terms of the insurance industry, based on data from the Indonesian Life Insurance Association (AAJI) as of December 31, 2021, the total premium income for the life insurance industry reached IDR202.93 trillion, growing 8.2% yoy. New premium income reached IDR128.62 trillion, growing 12.1% yoy while advanced premium income reached IDR74.31 trillion, growing 2.0% yoy. Total annualized Premium Equivalent (APE) revenue in 2021 reached IDR38.83 trillion, growing 8.7% yoy.

Total policyholders reached 20.14 million policies, growing 16.4% yoy. The number of insured reached 65.56 million people, growing by 2.9% yoy with the sum insured reaching IDR4,360.81 trillion, contracted 0.7% yoy. Total claims and benefits paid reached IDR159.43 trillion, growing 5.5% yoy. Death claims reached IDR21.14 trillion, growing 72.8% yoy, mainly due to the COVID-19 Pandemic. Health claims also increased significantly, reaching IDR13.04 trillion, growing by 32.0% yoy. Claims for partial withdrawals and surrenders reached IDR108.47 trillion, growing by 2.2% yoy. Total life insurance wealth in 2021 reached IDR602.04 trillion, growing 5.5% yoy, while wealth in the form of investment reached IDR530.71 trillion, growing 5.1% yoy. Total Technical Reserves, which became the largest share of life insurance liabilities at the end of 2021, reached IDR458.25 trillion, growing by 1.1% yoy.

In the face of these economic conditions and the insurance industry, BRI Life determined several main strategies implemented in 2021 to achieve the targets set by BRI as the Controlling Shareholder, including:

1. Sales of micro insurance products, namely Pijar through the MyLife digital platform;
2. Making story telling for Dasetera, Davestera, Davestera Optima, Pelita, Pijar, Aurora, Lantern, Davespro and AMKKM BRILink products;

3. Pengembangan produk untuk meningkatkan pangsa pasar BRI Life yakni PIJAR, Double Care, Pelita, Aurora, Maxipro, dan lainnya; serta
4. Peluncuran Single Customer Apps yakni MyAccess sehingga informasi kepesertaan hingga layanan *after sales* dapat diakses nasabah dengan mudah.

Beberapa keunggulan kompetitif dan inovasi yang dilakukan BRI Life pada tahun 2021 antara lain:
1. Inovasi BRI Life kepada nasabah berupa Implementasi *E-Policy* untuk Polis dan *Summary Pages* nasabah BRI Life;
2. Pada Oktober 2021 BRI Life resmi melakukan Implementasi Whatsapp Corporate untuk melengkapi kanal komunikasi resmi yang dimiliki BRI Life dan menghadirkan kemudahan akses layanan bagi Pemegang Polis dan seluruh *stakeholders*;
3. Pada Desember 2021 BRI Life juga meluncurkan Sentralisasi *Contact Center*. Hal tersebut merupakan strategi inisiatif sebagai langkah korporasi dalam memberikan layanan prima dan menciptakan *customer journey* yang positif kepada seluruh Pemegang Polis dan *Stakeholders*. Tidak hanya sebagai pusat layanan nasabah, *Contact Center* menjalankan fungsi mitigasi risiko dan edukasi literasi keuangan dalam kerangka *three lines of defence* yaitu mitigasi risiko yaitu melakukan *welcome call* dan konfirmasi polis sehingga memastikan pemegang polis memahami segala manfaat dan ketentuan dalam perjanjian pertanggungan dan Edukasi Literasi yaitu melakukan penjelasan terkait prinsip-prinsip asuransi dan perencanaan keuangan sesuai dengan produk layanan BRI Life (manfaat dan ketentuan polis).

BRI Life juga terus berupaya untuk mendorong penerapan *risk management* dan *compliance* yang baik bagi pegawai dalam menjalankan kegiatan sehari-hari. Implementasi AKHLAK – Amanah, Kompeten, Harmonis, Loyal, Adaptif, dan Kolaboratif, sebagai *core values* di BRI Group sangat membantu dalam menerapkan budaya perusahaan, sekaligus juga mendorong pemenuhan tata kelola perusahaan yang baik sebagaimana diatur dalam peraturan perundangan yang berlaku.

Dalam perumusan strategi dan kebijakan strategis Perusahaan, Direksi telah memimpin penyusunan Rencana Bisnis yang memuat kebijakan dan strategi Perusahaan untuk tahun yang bersangkutan. Direksi memastikan implementasi strategi dengan melakukan evaluasi untuk memastikan efektivitas penerapan strategi yang telah ditetapkan berdasarkan laporan-laporan yang disampaikan kepada Direksi serta pembahasan pada berbagai rapat Direksi dan manajemen. Dengan peranan Direksi tersebut, Perusahaan berhasil memenuhi target kinerja Perusahaan.

Dengan menerapkan strategi bisnis tersebut, pada tahun 2021 Perusahaan telah berhasil memenuhi target kinerja Perusahaan serta mencatatkan kinerja operasional dan keuangan yang baik. Pada tahun 2021, BRI Life berhasil melampaui target laba tahun berjalan yang mencapai 119,70%. Pencapaian laba sejalan dengan capaian pendapatan premi neto sebesar 106,86%,

3. Product development to increase BRI Life's market share, namely PIJAR, Double Care, Pelita, Aurora, Maxipro, and others; as well as
4. Launching Single Customer Apps, namely MyAccess, so that membership information and after sales services could be easily accessed by customers.

Some of the competitive advantages and innovations carried out by BRI Life in 2021 included:
1. BRI Life's innovations to customers in the form of E-Policy Implementation for BRI Life's policies and Summary Pages;
2. In October 2021, BRI Life officially implemented the Corporate Whatsapp to complement the official communication channels owned by BRI Life and provide easy access to services for Policy Holders and all stakeholders;
3. In December 2021 BRI Life also launched a Centralized Contact Center. This became an initiative strategy as a corporate step in providing excellent service and creating a positive customer journey for all Policy Holders and Stakeholders. Not only as a customer service center, the Contact Center carried out the function of risk mitigation and financial literacy education within the framework of the three lines of defense, namely risk mitigation, namely making welcome calls and policy confirmations to ensure that policyholders understood all the benefits and provisions of the insurance agreement and Literacy Education, namely conducting explanation regarding insurance principles and financial planning in accordance with BRI Life service products (benefits and policy terms).

BRI Life also continued to encourage the implementation of good risk management and compliance for employees in carrying out daily activities. The implementation of AKHLAK – Trustworthy, Competent, Harmonious, Loyal, Adaptive, and Collaborative, as core values in the BRI Group supported in implementing corporate culture, while also encouraging the fulfillment of good corporate governance as stipulated in the applicable laws and regulations.

In formulating the Company's strategy and strategic policies, the Board of Directors prepared the Business Plan containing the Company's policies and strategies for the year concerned. The Board of Directors ensured the implementation of the strategy by conducting evaluations to ensure the effectiveness of the implementation of the strategy based on the reports submitted to the Board of Directors and discussions at various meetings of the Board of Directors and management. With the role of the Board of Directors, the Company succeeded in meeting the Company's performance targets.

By implementing this business strategy, in 2021 the Company succeeded in meeting the Company's performance targets and recorded good operational and financial performance. In 2021, BRI Life managed to exceed the current year's profit target of 119.70%. The profit achievement was in line with the achievement of net premium income of 106.86%, sharia insurance operation

pendapatan pengelolaan operasi asuransi syariah (ujrah) sebesar 111,69% dan pendapatan lain-lain sebesar 207,80%. Demikian pula pendapatan secara total yang berhasil melampaui target sebesar 104,77%.

management income (ujrah) of 111.69% and other income of 207.80%. Likewise, the total revenue that succeeded in exceeding the target was 104.77%.

Pencapaian aset investasi juga melampaui target yang ditetapkan yaitu mencapai 102,85%. Meskipun total aset sedikit berada di bawah target yaitu sebesar 96,22%, namun jika diamati dari sisi pertumbuhan mengalami peningkatan dibandingkan tahun sebelumnya. Pertumbuhan signifikan pada aset BRI Life dipengaruhi adanya penambahan modal oleh pemegang saham FWD Management Holdings Limited. Penambahan modal ini juga berpengaruh positif pada *risk based capital* BRI Life yang tumbuh sangat signifikan sebesar 519,34%. Sehingga, *Risk Based Capital* (RBC) dapat melampaui target yang mencapai 105,74%.

The achievement of investment assets also exceeded the set target of 102.85%. Even though total assets were slightly below the target of 96.22%, if it was assessed from a growth perspective, there was an increase compared to the previous year. The significant growth in BRI Life's assets was influenced by the addition of capital by FWD Management Holdings Limited shareholders. This additional capital also had a positive effect on BRI Life's risk-based capital which grew very significantly by 519.34%. Thus, Risk Based Capital (RBC) was able to exceed the target of 105.74%.

Terlepas dari ketidakpastian terkait dengan Pandemi COVID-19 dan upaya pemerintah untuk memulihkan ekonomi Nasional, BRI Life berkinerja sangat baik dengan menekankan pertumbuhan bisnis yang berkelanjutan di tahun 2021. BRI Life mencatatkan laba Rp150,04 miliar tumbuh 140,48% yoy.

Despite the uncertainty related to the COVID-19 Pandemic and the government's efforts to restore the National economy, BRI Life performed very well by emphasizing sustainable business growth in 2021. BRI Life recorded a profit of IDR150.04 billion growing 140.48% yoy.

Pertumbuhan laba pada tahun 2021 ditopang oleh pertumbuhan premi dan hasil investasi. Perusahaan membukukan total pendapatan premi sebesar Rp6,79 triliun tumbuh 15,29%. Angka pertumbuhan ini di atas dari rata-rata pertumbuhan industri yang tumbuh hanya 11,38%. Pertumbuhan ini berasal dari hampir semua lini pemasaran. Pertumbuhan terbesar diperoleh dari lini pemasaran alternate dengan produk AMKKM pendapatan premi sebesar Rp541,49 miliar tumbuh 55,36% yoy. Selanjutnya pertumbuhan berasal dari lini pemasaran *inbranch* yang didominasi oleh produk unitlink yakni Davestera dapat membukukan premi sebesar Rp2,40 triliun tumbuh 31,93% yoy. Untuk lini pemasaran lain seperti *corporate* mencapai Rp1,10 triliun tumbuh 12,28% yoy, distribusi mencapai Rp2,65 triliun tumbuh 2,11% yoy dan lini pemasaran agency mencapai Rp96,10 miliar terkontraksi 35,86%. Pada tahun ini 2021, dengan pendapatan premi sebesar Rp6,79 triliun menempatkan BRI Life di industri pada posisi ke-9 dengan pangsa pasar sebesar 3,71%. Pada tahun 2021, premi yang disetahunkan (APE) sebesar Rp2,54 triliun tumbuh 9,46% yoy dan menempatkan BRI Life pada posisi ke-4 dengan pangsa pasar sebesar 6,55%.

Profit growth in 2021 was supported by premium growth and investment returns. The company posted a total premium income of IDR6.79 trillion, growing by 15.29%. This growth rate was above the average industrial growth of only 11.38%. This growth came from almost all marketing lines. The largest growth was obtained from alternate marketing lines with AMKKM products with premium income of IDR541.49 billion, growing by 55.36% yoy. Furthermore, growth came from the inbranch marketing line dominated by unitlink products, namely Davestera, which was able to record a premium of IDR2.40 trillion, growing 31.93% yoy. Other marketing lines such as corporate reached IDR1.10 trillion, growing 12.28% yoy, and the distribution reached IDR2.65 trillion, growing 2.11% yoy. Meanwhile, agency marketing line reached IDR96.10 billion, contracted 35.86%. This year 2021, with premium income of IDR6.79 trillion, BRI Life became in the 9th position in the industry with a market share of 3.71%. In 2021, annualized premiums (APE) of IDR2.54 trillion grew 9.46% yoy and put BRI Life in 4th position with a market share of 6.55%.

Perusahaan terus melakukan investasi dengan tetap menerapkan prinsip kehati-hatian. Pada tahun 2021, kinerja investasi untuk bisnis non Unit-Link terbilang sangat baik yakni mencapai Rp754,54 miliar tumbuh 29,99% sedangkan hasil investasi Unit Link mencapai Rp28,68 miliar terkontraksi 19,51%. Pertumbuhan kinerja investasi ini juga merupakan hasil dari upaya perusahaan untuk melakukan perubahan aset investasi dari *Available for Sale* (AFS) menjadi *Fair Value to Profit & Loss* (FVTPL).

The company continued to invest while still applying the precautionary principle. In 2021, investment performance for non-Unit-Link businesses was considered very good, reaching IDR754.54 billion, growing 29.99% while Unit Link investment returns reached IDR28.68 billion, contracting 19.51%. This growth in investment performance was also the result of the company's efforts to change its investment assets from Available for Sale (AFS) to Fair Value to Profit & Loss (FVTPL).

Pembayaran *fee based* kepada BRI pada tahun 2021 sebesar Rp473,03 miliar tumbuh 19,78% yoy. Pertumbuhan ini seiring dengan pertumbuhan pada pendapatan premi yang berasal dari *Bancassurance*. Total kontribusi kepada BRI yang berupa laba setelah pajak dan *fee based* mencapai Rp623,07 tumbuh 36,24% yoy.

Fee-based payments to BRI in 2021 reached IDR473.03 billion, growing by 19.78% yoy. This growth was in line with the growth in premium income from Bancassurance. Total contribution to BRI in the form of profit after tax and fee-based reached IDR623.07, growing 36.24% yoy.

Klaim dan manfaat yang dibayarkan kepada nasabah pada tahun 2021 sebesar Rp5,71 triliun tumbuh 52,01% yoy. Pembayaran klaim meninggal sebesar Rp4,07 triliun tumbuh 70,28% yoy dengan kontribusi klaim dari lini pemasaran Distribusi dengan produk Asuransi Jiwa Kredit yang mencapai Rp3,84 triliun tumbuh 65,77% yoy. Perseroan berupaya untuk mengendalikan klaim Asuransi Jiwa Kredit dengan cara penerapan metode *stop loss*.

Dari sisi keuangan, tercatat total aset BRI Life sebesar Rp18,26 triliun tumbuh 39,99% yoy. Total aset investasi perusahaan sebesar Rp14,65 triliun tumbuh 26,06% yang terdiri atas aset investasi Unit Link Rp3,29 triliun tumbuh 27,89% yoy dan aset investasi lainnya sebesar Rp11,36 triliun tumbuh 25,55%. Pertumbuhan signifikan pada aset perusahaan dipengaruhi adanya penambahan modal oleh pemegang saham FWD Management Holdings Limited sebesar Rp3,85 triliun. Penambahan modal oleh pemegang saham FWD Management Holdings Limited tersebut dimanfaatkan oleh Perseroan untuk membayar *access fee* sebesar Rp2,12 triliun dan sisanya ditempatkan pada aset investasi yang akan dipersiapkan untuk pembayaran *contingent fee* sesuai dengan *Distribution Agreement*. Penambahan modal ini juga berpengaruh positif pada *Risk Based Capital* Perusahaan yang tumbuh sangat signifikan sehingga mencapai 519,34%.

BRI Life juga memiliki Unit Syariah untuk mendukung pencapaian usaha Perusahaan memberikan layanan kepada seluruh lapisan masyarakat Indonesia. Sampai dengan akhir tahun 2021, total kontribusi dari portofolio Syariah mencapai Rp197,35 miliar, ekskalasi 5% yoy. Total klaim bruto portofolio Syariah mencapai Rp119,80 miliar, tumbuh 57% yoy. Di akhir tahun 2021, Total Dana Peserta portofolio Syariah mencapai Rp189,92 Miliar, tumbuh 16% yoy.

Kendala-Kendala yang Dihadapi oleh Perusahaan

Berbagai capaian positif yang diperoleh di tahun 2021 tidak lepas dari kemampuan Perusahaan dalam menghadapi kendala-kendala. Kendala-kendala tersebut antara lain, persistensi premi untuk 13 bulan pada tahun 2021 terekskalasi yakni sampai pada 47,7% sehingga menyebabkan premi lanjutan yang diperoleh BRI Life belum optimal dan juga BRI Life tidak dapat membayarkan *performance bonus* sesuai dengan *Distribution Agreement*. Pada *Distribution Agreement* disebutkan bahwa batas minimum untuk *variable* persistensi yaitu 65%. Dalam menghadapi kendala tersebut, Perusahaan berupaya untuk meningkatkan persistensi pada tahun 2022 dengan membentuk *task force* persistensi premi melalui Surat Keputusan Direksi nomor 004-DIR/RST/I/2022 tentang Tim *Task Force* persistensi premi. Tim *task force* dibagi menjadi 4 (empat) bagian yaitu *sales, customer & product, collection* dan *data analytics*.

Kendala lainnya yaitu, pada bulan Juli 2021 terjadi kebocoran data yang disebabkan oleh adanya kelemahan pada sistem aplikasi web syariah sehingga dapat dimanfaatkan oleh *hacker* untuk dapat melakukan pencurian data. Dalam menghadapi kendala tersebut,

Claims and benefits paid to customers in 2021 reached IDR5.71 trillion, growing 52.01% yoy. Payment of death claims of IDR4.07 trillion grew 70.28% yoy with claims contribution from the Distribution marketing line with Credit Life Insurance products which reached IDR3.84 trillion, growing 65.77% yoy. The Company sought to control Credit Life Insurance claims by implementing the stop loss method.

From a financial perspective, BRI Life's total assets reached IDR18.26 trillion, growing 39.99% yoy. The company's total investment assets exceeded IDR14.65 trillion, grew 26.06%, consisting of Unit Link investment assets of IDR3.29 trillion, growing 27.89% yoy and other investment assets of IDR11.36 trillion, growing 25.55%. The significant growth in the company's assets was influenced by the addition of capital by FWD Management Holdings Limited shareholders amounting to IDR3.85 trillion. The additional capital by FWD Management Holdings Limited shareholders was used by the Company to pay an access fee of IDR2.12 trillion, and the remainder was placed in investment assets prepared for contingent fee payments in accordance with the Distribution Agreement. This additional capital also had a positive effect on the Company's risk-based capital, which grew very significantly reaching 519.34%.

BRI Life also had a Sharia Unit to support the Company's business achievements in providing services to all levels of Indonesian society. Until the end of 2021, the total contribution from the Sharia portfolio reached IDR197.35 billion, an escalation of 5% yoy. Total gross claims for the Sharia portfolio reached IDR119.80 billion, growing 57% yoy. At the end of 2021, the Total Participant Funds for the Sharia portfolio reached IDR189.92 billion, growing 16% yoy.

Constraints Faced by The Company

The various positive achievements obtained in 2021 could not be separated from the Company's ability to face obstacles. These obstacles included the persistence of premiums for 13 months in 2021, which escalated to 47.7%, resulting in the continued premiums obtained by BRI Life not being optimal, and BRI Life was unable to pay performance bonuses in accordance with the Distribution Agreement. In the Distribution Agreement, it was stated that the minimum limit for the persistence variable was 65%. In facing these obstacles, the Company sought to increase persistence in 2022 by establishing a premium persistence task force through the Board of Directors' Decree number 004-DIR/RST/I/2022 regarding the premium persistence task force team. The task force team was divided into 4 (four) sections, namely sales, customer & product, collection and data analytics.

Another obstacle was that in July 2021 there was a data leak caused by a weakness in the sharia web application system so that hackers could use it to steal data. In dealing with these obstacles, the Company formed an investigation team assisted by

Perusahaan telah membentuk tim investigasi yang dibantu oleh tim eksternal dan sudah dikoordinasikan dengan semua pemangku kepentingan. Setelah kejadian tersebut, Perusahaan telah melakukan evaluasi menyeluruh terhadap sistem teknologi informasi dan penerapan *Web Application Firewall* (WAF) serta *Intruder Prevention System* (IPS). Perusahaan akan terus berupaya untuk meningkatkan keamanan sistem agar kejadian seperti ini tidak akan terulang kembali yang dapat merugikan semua pihak.

Kanal Distribusi terdiri dari beberapa sub segmen yaitu Asuransi Jiwa Kredit (AJK), Bank Staff dan Telemarketing. Kendala yang ada pada AJK adalah profitabilitas yang negatif dikarenakan klaim meninggal yang terjadi pada 2021 di atas asumsi mortalita saat *pricing* produk AJK. Dalam mengatasi kendala tersebut, Perusahaan terus melakukan reviu atas tarif AJK yang mana pada tahun 2021 usulan atas perubahan tarif premi AJK untuk produk Briguna dan Kupedes pada bulan September dan ke depannya akan terus dimonitoring atas profitabilitas produk-produk AJK. Selain itu, Perusahaan berupaya untuk mengendalikan klaim AJK yang meningkat signifikan dengan cara penerapan *stop loss*. Untuk segmen Bank Staff, kendala perusahaan yaitu rendahnya *active ratio* Bank Staff yakni 13% dalam hal penjualan produk Lentera. Dalam mengatasi kendala tersebut, Perusahaan berupaya untuk memasarkan produk Lentera dan Aurora melalui BRISpot dengan menyederhanakan *flow process Digiform*.

Analisis Prospek Usaha

Perekonomian di beberapa negara telah kembali ke level pra-pandemi pada tahun 2021, termasuk Indonesia, AS dan Tiongkok. Namun di sisi lain, banyak pula negara yang masih kesulitan mengembalikan kapasitas ekonominya, seperti Meksiko, Malaysia, Filipina, dan negara-negara Eropa. Aktivitas manufaktur global masih kuat menunjukkan arah pemulihan dengan *Purchasing Managers' Index* (PMI) global bulan Januari 2022 pada angka 53,2. Tren kenaikan harga komoditas masih berlanjut, dengan kenaikan inflasi yang terus membayangi negara maju seperti AS, Inggris, dan Eropa. Inflasi Indonesia masih terjaga meski rambatan tren global melalui inflasi negara produsen harus diwaspadai. Selain itu, potensi kenaikan suku bunga acuan dan pengetatan moneter semakin menguat, khususnya di negara maju.

Pertumbuhan ekonomi domestik pada Kuartal IV 2021 mencapai 5,02%, atau secara keseluruhan tahun 2021 mencapai 3,69%. Pertumbuhan yang kuat di tahun 2021 memberikan sinyal positif prospek ekonomi di 2022 dan meningkatkan keyakinan pelaku pasar terhadap pemulihan ekonomi Indonesia. Hal ini juga tercermin dari peringkat kredit Indonesia yang dipertahankan Moody's pada level Baa2 (stable). Proyeksi pertumbuhan ekonomi Kuartal I 2022 berada pada kisaran 4,5%-5,2% (YoY) dan untuk tahunan diproyeksikan tumbuh pada kisaran 4,8%-5,5% (YoY). Berbagai indikasi positif memberikan optimisme bagi pelaku ekonomi dan berdampak baik bagi kinerja APBN di awal 2022. Kinerja positif APBN diharapkan terus berlanjut di bulan-bulan

an external team and had been coordinated with all stakeholders. After the incident, the Company conducted a thorough evaluation of the information technology system and the implementation of the Web Application Firewall (WAF) and the Intruder Prevention System (IPS). The company continued to improve system security so that similar incidents would not happen again to harm all parties.

The Distribution Channel consisted of several sub-segments, namely Credit Life Insurance (AJK), Bank Staff and Telemarketing. The obstacle that exists in Credit Life Insurance was negative profitability due to death claims that occured in 2021 above the mortality assumption when pricing the products. In overcoming these obstacles, the Company continued to review the tariffs which in 2021 the proposal for changes to the Credit Life Insurance premium rates for Briguna and Kupedes products in September and in the future would continue to be monitored on the profitability of Credit Life Insurance products. In addition, the Company strived to control Credit Life Insurance 's claims which increased significantly by implementing stop losses. For the Bank Staff segment, the company's constraint was the low active ratio of Bank Staff, which was 13% in terms of sales of Lentera products. In overcoming these obstacles, the Company sought to market Lentera and Aurora products through BRISpot by simplifying the Digiform flow process.

Business Prospect Analysis

The economies of several countries returned to pre-pandemic levels in 2021, including Indonesia, the US and China. On the other hand, many countries still had difficulty restoring their economic capacity, such as Mexico, Malaysia, the Philippines, and European countries. Global manufacturing activity was still strong indicating the direction of recovery with the global Purchasing Managers' Index (PMI) for January 2022 at 53.2. The upward trend in commodity prices continued, with rising inflation continuing to overshadow developed countries such as the US, UK and Europe. Indonesia's inflation was still under control, although the global trend propagation through inflation in producing countries had to be watched out for. In addition, the potential for an increase in the benchmark interest rate and monetary tightening strengthened, particularly in developed countries.

Domestic economic growth in the fourth quarter of 2021 reached 5.02%, or overall in 2021 it reached 3.69%. Strong growth in 2021 provided a positive signal for the economic outlook in 2022 and increased market participants' confidence in Indonesia's economic recovery. This was also reflected in Indonesia's loans rating maintained by Moody's at the level of Baa2 (stable). The economic growth projection for the first quarter of 2022 was in the 4.5%-5.2% (YoY) range and annual growth was projected in the 4.8%-5.5% (YoY) range. Various positive indications provided optimism for economic actors and had a positive impact on the performance of the state budget in early 2022. The positive performance of the state budget was expected to continue in the

berikutnya walaupun di sisi penerimaan diperkirakan tidak sekuat bulan Januari. (Sumber: Siaran Pers Kementerian Keuangan RI tanggal 22 Februari 2022 : SP – 17/KLI/2022).

Prospek industri asuransi jiwa yang dilansir dari Asosiasi Asuransi Jiwa Indonesia (AAJI) menyatakan bahwa industri asuransi jiwa di Indonesia masih akan menghadapi beberapa tantangan, salah satunya terkait penetrasi asuransi jiwa yang hingga saat ini masih relatif rendah. Berdasarkan data AAJI, dari 273 juta jiwa total penduduk Indonesia, rata-rata penetrasi asuransi jiwa dalam 5 (lima) tahun terakhir hanya sekitar 7,1%. Tantangan lain yakni, terkait literasi yang masih terbilang rendah. Selain itu, produk asuransi ini masih menjadi produk yang perlu dipasarkan dan tidak serta merta dicari oleh masyarakat. Pemasarannya pun masih dominan dengan cara bertemu langsung. Sehingga perusahaan asuransi jiwa diharuskan untuk melakukan inovasi untuk menemukan kanal distribusi baru untuk menjawab tantangan yang akan dihdapi ke depannya.

Berbagai perkiraan terhadap kondisi perekonomian, baik perekonomian global, nasional maupun industri asuransi tersebut, BRI Life yakin memiliki peluang (*opportunity*) untuk tetap tumbuh. Peluang yang dimiliki BRI Life yaitu sebagai berikut:

1. Mulai Meleknya Masyarakat Terhadap Asuransi
   Pandemi COVID-19 memang menjadi momok bagi industri asuransi karena pada tahun 2020 menjadi salah satu faktor terbesar pelemahan industri tersebut. Namun, dampak positif dari pandemi COVID- 19 adalah semakin meleknya masyarakat terhadap asuransi, karena *awareness* terhadap kesehatan makin meningkat dan diharapkan akan berdampak positif kepada industri asuransi.
2. Penetrasi Nasabah BRI
   Dikutip dari Data Distribusi Simpanan Masyarakat yang dikeluarkan oleh Lembaga Penjamin Simpanan (LPS), jumlah rekening simpanan BRI sebanyak 351.599.277 rekening, hal ini merupakan potensi bagi BRI Life untuk melakukan penetrasi kepada nasabah BRI. Hingga saat ini, terdapat 4 (empat) kanal bisnis BRI Life yang terafilisasi dengan BRI melalui bisnis Bancassurance, sehingga dengan bervariasinya proses pemasaran dan produk, diharapkan mampu memaksimalkan potensi nasabah BRI untuk meningkatkan bisnis BRI Life.
3. Masuknya Pemegang Saham Baru (FWD Management Holdings Limited)
   Pada bulan Maret 2021, FWD Management Holdings Limited menjadi salah satu pemegang saham baru dari BRI Life, dengan komposisi kepemilikan saham sebesar 29,8% per Agustus 2021. Masuknya FWD Management Holdings Limited sebagai pemegang saham baru diharapkan mampu dapat dioptimalkan untuk mendorong penerapan *best practice* bisnis asuransi jiwa mulai dari segi produk, teknologi maupun operasional.

Berdasarkan asumsi yang telah dijabarkan di atas disertai adanya berbagai peluang, BRI Life optimis untuk dapat senantiasa meningkatkan kinerjanya secara berkelanjutan. Dengan kata lain, BRI Life memiliki prospek usaha yang baik. Hal ini di dasarkan pada kekuatan (*strenght*) yang dimiliki oleh BRI Life yaitu:

following months although the revenue side was not expected to be as strong as in January. (Source: Ministry of Finance Press Release, 22 February 2022: SP – 17/KLI/2022).

The prospect of the life insurance industry as reported by the Indonesian Life Insurance Association (AAJI) stated that the life insurance industry in Indonesia still faced several challenges, one of which was related to life insurance penetration which was still relatively low. Based on AAJI data, of the 273 million people in Indonesia's total population, the average penetration of life insurance in the last 5 (five) years was only around 7.1%. Another challenge was related to literacy which was still relatively low. In addition, this insurance product still became a product that needed to be marketed and was not necessarily sought after by the public. Marketing was still dominated by meeting face to face. As the consequences, life insurance companies were required to innovate to find new distribution channels to answer the challenges that would be faced in the future.

Various estimates of economic conditions, whether global, national or the insurance industry, BRI Life believed it hds the opportunity to continue to grow. BRI Life's opportunities covered as follows:

1. Starting to become literate in society towards insurance
   The COVID-19 pandemic indeed became a scourge for the insurance industry because in 2020 it was one of the biggest factors for the weakening of the industry. However, the positive impact of the COVID-19 pandemic was the increasing literacy of the public towards insurance, because awareness of health increased and was expected to have a positive impact on the insurance industry.
2. BRI Customer Penetration
   Quoted from the Public Deposit Distribution Data issued by the Deposit Insurance Corporation (LPS), the number of BRI savings accounts reached 351,599,277 accounts, this was a potential for BRI Life to penetrate BRI customers. To date, there were 4 (four) BRI Life business channels affiliated with BRI through the Bancassurance business, so that with the variety of marketing processes and products, it was expected that they could maximize the potential of BRI customers to increase BRI Life's business.
3. Entry of New Shareholders (FWD Management Holdings Limited)
   In March 2021, FWD Management Holdings Limited became one of the new shareholders of BRI Life, with a share ownership composition of 29.8% as of August 2021. The inclusion of FWD Management Holdings Limited as a new shareholder was expected to be optimized to encourage the implementation of life insurance business best practices starting from the products, technology and operations.

Based on the assumptions described above along with various opportunities, BRI Life is optimistic that it can continuously improve its performance. In other words, BRI Life has good business prospects. This is based on the strengths of BRI Life, namely:

1. Jumlah Nasabah Yang Besar
   Berdasarkan data yang dikutip dari AAJI periode Triwullan IV 2021, jumlah nasabah tertanggung BRI Life berjumlah 15,83 juta orang dari total jumlah nasabah tertanggung pada industri sebesar 65,56 juta orang. Asuransi Jiwa Kredit masih menjadi penyumbang jumlah nasabah tertanggung terbesar untuk BRI Life hingga saat ini, hal ini dapat mencerminkan tingkat kepercayaan masyarakat terhadap BRI Life.
2. Produk Asuransi Jiwa Yang Bervariasi
   Hingga saat ini, BRI Life memiliki 5 (lima) kanal pemasaran yaitu Distribusi, In Branch, Corporate, Alternate, dan Agency. Bisnis BRI Life terbagi atas 2 (dua), yaitu BRI dan Non-BRI, dimana hingga saat ini mayoritas terbesar disumbangkan oleh bisnis yang terafiliasi dengan BRI. Produk-produk yang dipasarkan oleh masing-masing bisnis beraneka ragam dengan tipe produk Term Insurance, Personal Accident, Critical Illness, Hospitalization Cash Plan, Health Protection, Unit Link dan lain-lain. Variasi produk yang dimiliki BRI Life dianggap kekuatan dikarenakan apabila masyarakat ingin membeli produk asuransi jiwa maka semua tersedia di BRI Life.
3. Potensi Sinergi dengan BRI Sebagai Induk
   Pasca masuknya pemegang saham baru (FWD Management Holdings Limited) pada bulan Maret 2021, kepemilikan saham BRI terhadap BRI Life menjadi 63,83% dimana BRI masih menjadi pemegang saham mayoritas BRI Life. Sebagai induk perusahan dari BRI Life dan ambisi menjadi Banking Group terbesar di ASEAN, diharapkan akan banyaknya sinergi-sinergi yang dilakukan antara BRI dan BRI Life guna memberikan nilai tambah bagi kedua belah pihak.

Memasuki tahun 2022, BRI Life terus mengupayakan peningkatan kualitas portofolio usaha dalam upaya untuk dapat tumbuh berkesinambungan di masa yang akan datang. Untuk itu BRI Life fokus pada 3 (tiga) upaya utama yaitu peningkatan kualitas pemasaran, peningkatan *persistency* polis, dan pengendalian klaim pada portofolio AJK. Peningkatan kualitas pemasaran dilakukan dengan terus mendorong tumbuhnya standarisasi di tenaga pemasar, standarisasi pada *tools* yang digunakan dalam memasarkan produk, dan standarisasi dalam proses pemasaran. Peningkatan *persistency* polis dimaksudkan sebagai upaya untuk mendorong peningkatan kualitas portofolio produk asuransi jiwa dalam jangka panjang, melalui peningkatan kualitas pemasaran serta peningkatan efektivitas tim operasional dalam melakukan koleksi premi dan memberikan layanan kepada nasabah pemegang polis. Pengendalian klaim pada portofolio AJK dilakukan melalui monitoring berkala atas klaim dengan menggunakan dashboard yang dapat dipantau secara berkala oleh setiap wilayah di seluruh Indonesia, sehingga akurasi pembayaran klaim dapat ditingkatkan.

Secara khusus di tahun 2022, BRI Life menargetkan peningkatan kontribusi berupa *Fee Based Income* (FBI) dan laba kepada BRI sebagai Pemegang Saham Pengendali BRI Life hingga mencapai lebih dari Rp1 triliun. Untuk itu BRI Life menargetkan pertumbuhan premi sekitar 18% melalui produk-produk unggulan BRI Life seperti Davestera, Pijar, dan AMKKM. Adapun beberapa strategi BRI Life guna mencapai target yang ditetapkan Pemegang Saham di tahun 2022 antara lain:

1. Large Number of Customers
   Based on data quoted from AAJI for the period of Quarter IV 2021, the number of insured customers of BRI Life reached 15.83 million of the total number of insured customers in the industry of 65.56 million people. Credit Life Insurance was still the largest contributor to the number of insured customers for BRI Life to date, this could reflect the level of public trust in BRI Life.
2. Various Life Insurance Products
   BRI Life owned 5 (five) marketing channels, namely Distribution, In Branch, Corporate, Alternate, and Agency. BRI Life's business was divided into 2 (two), namely BRI and Non-BRI, where until now the largest majority was contributed by businesses affiliated with BRI. The products marketed by each business varied with the types of Term Insurance, Personal Accident, Critical Illness, Hospitalization Cash Plans, Health Protection, Unit Link products and others. The variety of products owned by BRI Life became a strength because if people wanted to buy life insurance products, they were all available at BRI Life.
3. Potential for Synergy with BRI as Parent Entity
   After the entry of new shareholders (FWD Management Holdings Limited) in March 2021, BRI's share ownership in BRI Life became 63.83% in which BRI was still the majority shareholder of BRI Life. As the parent company of BRI Life and the ambition to become the largest Banking Group in ASEAN, many synergies would be carried out between BRI and BRI Life to provide added value for both parties.

Entering 2022, BRI Life continued to strive to improve the quality of its business portfolio in an effort to grow sustainably in the future. For this reason, BRI Life focused on 3 (three) main efforts, namely improving marketing quality, increasing policy persistence, and controlling claims in the Credit Life Insurance portfolio. Improving the quality of marketing was carried out by continuing to encourage the growth of standardization in marketers, standardization of tools used in marketing products, and standardization in the marketing process. The increase in policy persistence was intended as an effort to encourage the improvement of the quality of the life insurance product portfolio in the long term, through improving the quality of marketing and increasing the effectiveness of the operational team in collecting premiums and providing services to policyholder customers. Control of claims in the Credit Life Insurance portfolio was carried out through periodic monitoring of claims using a dashboard that could be monitored periodically by every region throughout Indonesia, so that the accuracy of claim payments could be improved.

In particular, in 2022, BRI Life targeted to increase its contribution in the form of Fee Based Income (FBI) and profit to BRI as BRI Life's Leading Shareholder to reach more than IDR1 trillion. For this reason, BRI Life targeted a premium growth of around 18% through BRI Life's superior products such as Davestera, Pijar, and AMKKM. Some of BRI Life's strategies to achieve the targets set by the Shareholders in 2022 include:

- Penetrasi penjualan produk asuransi melalui BRImo;
- Penetrasi penjualan produk asuransi ke segmen prioritas BRI;
- Filtering database sesuai dengan karakteristik nasabah Telemarketing;
- Development Mobile Apps yang bertujuan untuk memberikan kemudahan, kenyamanan, dan keamanan transaksi kepada nasabah;
- Peningkatan efektivitas proses klaim untuk semua produk melalui MoKlaim yang bertujuan untuk efisiensi dan keakuratan proses klaim; dan
- Pengembangan produk asuransi kesehatan untuk segmen Small and Medium Sized Enterprise (SME).

- Penetration of insurance product sales through BRImo;
- Penetration of insurance product sales to BRI priority segments;
- Filtering database according to the characteristics of Telemarketing customers;
- Development of Mobile Apps which aims to provide convenience and security of transactions to customers;
- Improving the effectiveness of the claim process for all products through MoKlaim which aims at the efficiency and accuracy of the claim process; and
- Development of health insurance products for the Small and Medium Sized Enterprise (SME) segment.

Tata Kelola Perusahaan

Penerapan tata kelola perusahaan yang baik/*Good Corporate Governance* (GCG) pada BRI Life senantiasa mengacu pada peraturan perundang-undangan yang berlaku. Penerapan prinsip-prinsip GCG dapat berkontribusi dalam peningkatan kinerja perusahaan. Prinsip-prinsip tersebut antara lain, transparansi, akuntabilitas, pertanggungjawaban, independensi dan kewajaran terimplementasi di lingkungan bisnis Perusahaan. Kelima asas tersebut diimplementasikan melalui komitmen terhadap penerapan tata kelola perusahaan yang baik secara berkelanjutan, pemenuhan kepentingan pemegang saham, tugas dan tanggung jawab Dewan Komisaris dan Direksi serta pengungkapan informasi dan transparansi.

Corporate Governance

The implementation of Good Corporate Governance (GCG) at BRI Life always refers to the prevailing laws and regulations. The application of GCG principles contributed to improving the company's performance. These principles included transparency, accountability, responsibility, independence and fairness implemented in the Company's business environment. These five principles ware implemented through a commitment to the implementation of good corporate governance in a sustainable manner, fulfilling the interests of shareholders, duties and responsibilities of the Board of Commissioners and the Board of Directors as well as information disclosure and transparency.

Komitmen Terhadap Penerapan Tata Kelola Perusahaan yang Baik Secara Berkelanjutan

BRI Life menyadari arti pentingnya implementasi prinsip-prinsip GCG sebagai salah satu cara untuk meningkatkan kepercayaan pemegang saham dan pemangku kepentingan. Pengelolaan BRI Life selain harus mengikut peraturan dan perundang-undangan yang berlaku, juga harus menjunjung tinggi norma-norma perilaku dan nilai etik berbisnis untuk meningkatkan reputasi dan citra perusahaan. Untuk itu, Perusahaan telah memiliki Pedoman Tata Kelola Perusahaan yang Baik dan pedoman perilaku (*code of conduct*/kode etik). Kode Etik berisi sekumpulan komitmen yang terdiri dari Etika Bisnis Perusahaan dan Etika Kerja Insan Perusahaan yang disusun untuk mempengaruhi, membentuk, mengatur dan melakukan kesesuaian tingkah laku Insan Perusahaan sehingga tercapai keluaran yang konsisten yang sesuai dengan nilai-nilai budaya BRI Life untuk mencapai visi dan misi Perusahaan.

Perusahaan telah menerapkan Pedoman Tata Kelola Perusahaan yang Baik dan Pedoman Perilaku di dalam kegiatan Perusahan secara konsisten. Perusahaan telah melakukan pengukuran terhadap penerapan Tata Kelola Perusahaan yang Baik. Pengukuran penerapan Pedoman Tata Kelola merupakan penunjang Strategi Iinisiatif Perusahaan dalam rangka menciptakan nilai bagi para pemangku kepentingan dengan tetap memperhatikan nilai-nilai etika, kepatuhan terhadap peraturan yang berlaku. Pengukuran tersebut dilaksanakan dengan memperhatikan Aspek-aspek antara

Commitment to Sustainable Implementation of Good Corporate Governance

BRI Life realized the importance of implementing GCG principles as a way to increase the trust of shareholders and stakeholders. The management of BRI Life to complying with applicable laws and regulations had to also uphold the norms of behavior and business ethical values to improve the company's reputation and image. To that end, the Company owned a Good Corporate Governance Guidelines and code of conduct. The Code of Ethics contained a set of commitments consisting of the Company's Business Ethics and the Work Ethics of the Company's Personnel structured to influence, shape, regulate and conform to the behavior of the Company's Personnel to achieve consistent outputs in accordance with BRI Life's cultural values to achieve the vision and mission Company.

The Company consistently implemented the Good Corporate Governance Guidelines and Code of Conduct in the Company's activities. The company made measurements of the implementation of Good Corporate Governance. The measurement of the implementation of the Governance Guidelines became a support for the Company's Initiative Strategy in order to create value for stakeholders while still paying attention to ethical values, compliance with applicable regulations. The measurement was carried out by taking into account aspects of the governance

lain, Aspek Struktur Tata Kelola (*Governance Structure*), Aspek Proses Tata Kelola (*Governance Process*) dan Aspek hasil Tata Kelola (*Governance Outcome*). Untuk memastikan ketiga aspek terimplementasi sebagai upaya memastikan penerapan tata kelola berjalan sesuai harapan maka pengukuran dilakukan dengan cara melakukan *self assesment* internal dan *self assesment* ekternal melalui *Corporate Governance Perseption Index* (CGPI).

Perusahaan juga melaksanakan program pengendalian gratifikasi sesuai ketentuan yang berlaku. Seluruh Insan BRI Life wajib membuat laporan penerimaan dan atau penolakan gratifikasi. Laporan dimaksud disampaikan kepada Unit pengendalian Gratifikasi (UPG) BRI Life. Data pelaporan gratifikasi yang disampaikan oleh Insan BRI Life dapat memberikan petunjuk dalam mengidentifikasi dan memetakan kerawanan penerimaan gratifikasi di lingkungan Perusahaan. Sosialisasi Pedoman Pengendalian Gratifikasi sangat diperlukan untuk memberikan pemahaman yang sama bagi seluruh Insan BRI Life dan pihak ketiga/eksternal selaku *stakeholder* BRI Life. Sosialisasi Pedoman Pengendalian Gratifikasi dapat dilaksanakan antara lain melalui upaya secara terus-menerus dalam memberikan informasi dan sosialisasi kepada Insan BRI Life maupun Pihak Ketiga/Eksternal selaku *stakeholder* BRI Life serta penyampaian Pedoman Pengendalian Gratifikasi kepada pihak ketiga oleh seluruh Unit Kerja BRI Life yang memiliki hubungan kerja dengan BRI Life.

Selain itu, Perusahaan telah memiliki kebijakan atas sistem pelaporan atas dugaan penyimpangan pada perusahaan yang bersangkutan (*whistle blowing system*/WBS). BRI Life telah mengatur cara penyampaian laporan pelanggaran yang dapat dilakukan oleh seluruh pihak, baik pihak internal maupun pihak eksternal kepada Perusahaan. BRI Life berkomitmen untuk memberikan perlindungan kepada pelapor atas kerahasiaan informasi yang dilaporkan dan hanya menggunakan informasi tersebut sebagai sumber informasi awal dalam proses ivestigasi tanpa mengungkapkan identitas pelapor. Pada tahun 2021, Perusahaan telah melakukan sosialisasi WBS kepada Pekerja dan tenaga Penjualan baru serta kepada Pekerja dan tenaga Pemasaran secara berkesinambungan melalui *e-Learning*.

Pemegang Saham dan RUPS

Rapat Umum Pemegang Saham (RUPS) merupakan organ tertinggi dalam Struktur Tata Kelola BRI Life. RUPS memiliki wewenang yang tidak dimiliki oleh Dewan Komisaris maupun Direksi dalam batas yang ditentukan dalam Perundang-undangan dan Anggaran Dasar Perusahaan. RUPS merupakan forum para Pemegang Saham Perusahaan melaksanakan haknya untuk mengambil keputusan atas aksi korporasi dan arahan untuk Perusahaan, berdasarkan kepentingan Perusahaan dan dilaksanakan dengan prinsip transparan dan kewajaran. Sesuai dengan peraturan, Pemegang saham memiliki hak memperoleh keterangan yang berkaitan dengan Perusahaan dari Direksi dan/Dewan Komisaris, sepanjang berhubungan dengan mata acara rapat dan tidak bertentangan dengan kepentingan Perusahaan.

RUPS Perusahaan terdiri dari RUPS Tahunan dan RUPS Luar Biasa. RUPS Tahunan wajib diselenggarakan dalam jangka waktu paling

structure, aspects of the governance process and aspects of governance outcomes. To ensure that the three aspects were implemented as an effort to ensure that the implementation of governance run as expected, the measurement was carried out by conducting an internal self-assessment and external self-assessment through the Corporate Governance Perception Index (CGPI).

The company also implemented a gratituity control program in accordance with applicable regulations. All BRI Life Personnel were required to submit reports of acceptance and/or rejection of gratuities. The report was submitted to the BRI Life Gratituity Control Unit (UPG). Gratituity reporting data submitted by BRI Life personnel could provide guidance in identifying and mapping the vulnerability of receiving gratuities within the Company. Socialization of the Gratituity Control Guidelines was very necessary to provide a common understanding for all BRI Life Personnel and third/external parties as BRI Life stakeholders. The socialization of the Gratituity Control Guidelines could be carried out through continuous efforts to provide information and socialization to BRI Life Personnel and Third/External Parties as BRI Life stakeholders as well as the submission of Gratituity Control Guidelines to third parties by all BRI Life Work Units that had a working relationship with BRI Life.

In addition, the Company owned a policy on a reporting system for alleged irregularities in the company concerned (whistle blowing system/WBS). BRI Life regulated how to submit reports of violations carried out by all parties, both internal and external parties to the Company. BRI Life committed to providing protection to the whistleblower for the confidentiality of the reported information and only used the information as an initial source of information in the investigation process without revealing the identity of the reporter. In 2021, the Company conducted socialization of WBS to new Employees and Sales personnel as well as to Workers and Marketing personnel on an ongoing basis through e-Learning.

Shareholders and GMS

The General Meeting of Shareholders (GMS) became the highest organ in BRI Life's Governance Structure. The GMS has powers that are not owned by the Board of Commissioners or the Board of Directors within the limits specified in the Laws and the Company's Articles of Association. The GMS was a forum for the Shareholders of the Company to exercise their rights to make decisions on corporate actions and directions for the Company, based on the interests of the Company and carried out with the principles of transparency and fairness. In accordance with the regulations, shareholders had the right to obtain information relating to the Company from the Board of Directors and/or the Board of Commissioners, as long as it related to the agenda of the meeting and did not have conflict with the interests of the Company.

The Company's GMS consisted of the Annual GMS and Extraordinary GMS. The Annual GMS should be held no later than

lambat 6 (enam) bulan setelah tahun buku berakhir. Sedangkan RUPS Luar Biasa dapat diselenggarakan setiap saat atas permintaan Pemegang Saham dan/atau Dewan Komisaris dan/atau Direksi. Pada tahun 2021, RUPS Tahunan telah dilaksanakan tepat waktu yaitu pada tanggal 15 April 2021. Selain itu, pada tahun 2021 Perusahaan juga telah melaksanakan RUPS Luar Biasa yaitu pada tanggal 2 Maret 2021.

Dewan Komisaris

Dewan Komisaris adalah organ perusahaan yang bertugas untuk melakukan pengawasan secara umum dan atau khusus sesuai dengan Anggaran Dasar, memberikan nasihat kepada Direksi serta memastikan bahwa Perusahaan melaksanakan prinsip-prinsip GCG. Dewan Komisaris bertanggung jawab kepada Pemegang Saham dalam hal mengawasi kebijakan Direksi terhadap operasional Perusahaan secara umum, yang mengacu kepada rencana bisnis yang telah disetujui Dewan Komisaris dan Pemegang Saham, serta memastikan kepatuhan terhadap seluruh peraturan dan perundang-undangan yang berlaku.

Dewan Komisaris memiliki *Board Manual* atau Piagam Dewan Komisaris disusun sebagai pedoman dan tata tertib bagi Dewan Komisaris dan Perangkat Pendukung Dewan Komisaris dalam melaksanakan tugasnya untuk mewujudkan *Good Governance* atau Tata Kelola Perusahaan yang Baik bagi BRI Life. *Board Manual* Dewan Komisaris ini disusun berdasarkan peraturan yang berlaku termasuk Peraturan Otoritas Jasa Keuangan (OJK) dan *best practices*. Secara berkala, evaluasi dan penyesuaian terhadap piagam tersebut dilakukan seiring dengan perkembangan peraturan dan ketentuan yang berlaku di Indonesia, yang terkait dengan kegiatan usaha Perusahaan.

Dalam pelaksanaan tugasnya, Dewan Komisaris senantiasa menghindari adanya benturan kepentingan. Dewan Komisaris dilarang untuk:

1. Melakukan transaksi yang mempunyai Benturan Kepentingan dengan kegiatan Perusahaan Perasuransian tempat anggota Dewan Komisaris dimaksud menjabat;
2. Memanfaatkan jabatannya pada Perusahaan Perasuransian tempat anggota Dewan Komisaris dimaksud menjabat untuk kepentingan pribadi, keluarga, dan/atau pihak lain yang dapat merugikan atau mengurangi keuntungan Perusahaan Perasuransian tempat anggota Dewan Komisaris dimaksud menjabat;
3. Mengambil dan/atau menerima keuntungan pribadi dari Perusahaan Perasuransian tempat anggota Dewan Komisaris dimaksud menjabat, selain remunerasi dan fasllitasi yang ditetapkan berdasarkan keputusan RUPS; dan
4. Mencampuri kegiatan operasional Perusahaan Perasuransian yang menjadi tanggung jawab Direksi.

Pada tahun 2021, Dewan Komisaris telah mengikuti pelatihan untuk dapat meningkat kompetensi anggota Dewan Komisaris. Anggota Dewan Komisaris BRI Life memiliki kompetensi di bidangnya masing-masing dengan pengalaman di bidang ekonomi, keuangan, asuransi, perbankan, investasi, hukum dan

6 (six) months after the end of the financial year. Meanwhile, the Extraordinary GMS could be held at any time at the request of the Shareholders and/or the Board of Commissioners and/or the Board of Directors. In 2021, the Annual GMS was held on time, namely on April 15, 2021. In addition, in 2021 the Company also held an Extraordinary GMS on March 2, 2021.

Board of Commissioners

The Board of Commissioners became a company organ whose task was to carry out general and/or specific supervision in accordance with the Articles of Association, provide advice to the Board of Directors and ensure that the Company implements GCG principles. The Board of Commissioners was responsible to the Shareholders in terms of supervising the policies of the Board of Directors on the Company's operations in general, which referrred to the business plan approved by the Board of Commissioners and Shareholders, as well as ensuring compliance with all applicable laws and regulations.

The Board of Commissioners had a Board Manual or Board of Commissioners Charter prepared as a guideline and order for the Board of Commissioners and Supporting Devices for the Board of Commissioners in carrying out their duties to realize Good Governance or Good Corporate Governance for BRI Life. This Board Manual of the Board of Commissioners was prepared based on applicable regulations including the Financial Services Authority Regulations and best practices. Periodically, evaluations and adjustments to the charter were carried out in line with the development of regulations and provisions in force in Indonesia, and it was related to the Company's business activities.

In carrying out its duties, the Board of Commissioners avoided conflicts of interest. The Board of Commissioners was prohibited from:

1. Conducting transactions that had a Conflict of Interest with the activities of the Insurance Company during the said member of the Board of Commissioners served;
2. Utilizing the position at the Insurance Company in which the said member of the Board of Commissioners served for personal, family, and/or other party interests that might harm or reduce the profits of the Insurance Company during the said member of the Board of Commissioners served;
3. Taking and/or receiving personal benefits from the Insurance Company during the said member of the Board of Commissioners served, in addition to the remuneration and facilities determined based on the decision of the GMS; and
4. Interfering with the operational activities of an Insurance Company which was the responsibility of the Board of Directors.

In 2021, the Board of Commissioners attended training to increase the competence of members of the Board of Commissioners. Members of the Board of Commissioners of BRI Life had competence in their respective fields with experience in the fields of economics, finance, insurance, banking, investment,

manajemen risiko, sehingga dapat menjamin kualitas saran dan rekomendasi Dewan Komisaris kepada Direksi atau Manajemen.

Dewan Komisaris memiliki organ pendukung seperti Sekretaris Dewan Komisaris dan komite-komite yang membantu Dewan Komisaris dalam pelaksanaan pengawasan terhadap jalannya pengurusan Perusahaan yang diisi oleh para profesional yang memiliki kompetensi, pengalaman dan integritas di bidangnya masing-masing. Sekretaris Dewan Komisaris telah melaksanakan tugasnya antara lain, mengkoordinasikan pelaksanaan rapat-rapat Dewan Komisaris, mengkoordinasikan tugas-tugas administratif, kesekretariatan, dan protokoler Dewan Komisaris berdasarkan prinsip *Good Corporate Governance*, penyusunan Konsep Rencana Kerja dan Laporan Dewan Komisaris, serta tugas lainnya seperti mengkoordinasikan dan melakukan tindak lanjut atas permintaan Dewan Komisaris dalam pengumpulan data/informasi dari dan/atau kepada pihak manajemen Perusahaan, termasuk informasi mengenai peraturan dan ketentuan yang relevan dengan tugas dan tanggung jawab Dewan Komisaris.

Dalam rangka meningkatkan peran Dewan Komisaris dalam menjalankan fungsi pengawasan, Dewan Komisaris telah membentuk 2 (dua) komite yaitu, Komite Audit, Komite Nominasi dan Remunerasi, Komite Pemantau Risiko dan Komite Kebijakan dan Tata Kelola. Komite Audit bertugas untuk memberikan pendapat dan dukungan kepada Dewan Komisaris dalam memenuhi tanggung jawabnya termasuk pengawasan terhadap sistem dan proses Pelaporan Keuangan, proses audit atas laporan Keuangan Perusahaan, evaluasi atas pelaksanaan pengawasan internal (*internal control*) Perusahaan, evaluasi atas kinerja Intern auditor Perusahaan, pengawasan kinerja teknis dan operasional serta pemenuhan ketentuan dan peratuan perundang-undangan lainnya. Komite Nominasi dan Remunerasi memiliki tugas dan tanggung jawab untuk mendukung Dewan Komisaris dalam melaksanakan fungsi dan tugas Dewan Komisaris terkait remunerasi dan nominasi terhadap anggota Direksi dan anggota Dewan Komisaris. Komite Pemantau Risiko memiliki tugas dan tanggung jawab membantu Dewan Komisaris menjalankan fungsi pengawasan atas pengelolaan risiko di Perusahaan, dan menilai efektivitas manajemen risiko yang diterapkan Perseroan, termasuk menilai toleransi risiko yang dapat diambil oleh Perusahaan. Kemudian, Komite Kebijakan dan Tata Kelola bertugas dalam mengkaji dan memantau penerapan Tata Kelola Perusahaan yang Baik secara menyeluruh serta menilai konsistensi penerapannya secara efektif dan efisien.

Dewan Komisaris menyelenggarakan rapat Dewan Komisaris yang efektif dan menghadiri rapat tersebut sesuai dengan ketentuan perundang-undangan. Dewan Komisaris Perusahaan wajib menyelenggarakan rapat Dewan Komisaris secara berkala paling sedikit 1 (satu) kali dalam 1 (satu) bulan. Dewan Komisaris dapat mengadakan rapat sewaktu-waktu atas permintaan 1 (satu) atau beberapa anggota Dewan Komisaris atau Direksi atau atas permintaan tertulis dari 1 (satu) atau beberapa Pemegang Saham yang mewakili sekurang-kurangnya 1/10 (satu per sepuluh) dari

law and risk management to ensure the quality of advice and recommendations of the Board of Commissioners to the Board of Directors or Management.

The Board of Commissioners owned supporting organs such as the Secretary to the Board of Commissioners and committees assisting the Board of Commissioners in carrying out supervision of the management of the Company by professionals who had competence, experience and integrity in their respective fields. The Secretary of the Board of Commissioners carried out the duties in coordinating the implementation of the meetings of the Board of Commissioners, coordinating the administrative, secretarial and protocol tasks of the Board of Commissioners based on the principles of Good Corporate Governance, drafting the Concept of Work Plans and Reports of the Board of Commissioners, as well as doing other tasks such as coordinating and following up on the request of the Board of Commissioners in collecting data/information from and/or to the management of the Company, including information on regulations and provisions relevant to the duties and responsibilities of the Board of Commissioners.

In order to enhance the role of the Board of Commissioners in carrying out its supervisory function, the Board of Commissioners established 2 (two) committees, namely, the Audit Committee, the Nomination and Remuneration Committee, the Risk Monitoring Committee and the Policy and Governance Committee. The Audit Committee was tasked with providing opinions and support to the Board of Commissioners in fulfilling its responsibilities including supervision of the Financial Reporting system and process, the audit process of the Company's Financial statements, evaluation of the implementation of the Company's internal control, evaluation of the performance of the Company's internal auditors, supervision technical and operational performance as well as compliance with other statutory provisions and regulations. The Nomination and Remuneration Committee held duties and responsibilities to support the Board of Commissioners in carrying out the functions and duties of the Board of Commissioners related to the remuneration and nomination of members of the Board of Directors and members of the Board of Commissioners. The Risk Monitoring Committee had the duties and responsibilities of assisting the Board of Commissioners in carrying out its supervisory function on risk management in the Company, and assessing the effectiveness of risk management implemented by the Company, including assessing the risk tolerance that could be taken by the Company. Then, the Policy and Governance Committee was tasked with reviewing and monitoring the implementation of Good Corporate Governance as a whole and assessing the consistency of its implementation effectively and efficiently.

The Board of Commissioners held effective Board of Commissioners meetings and attended the meetings in accordance with the provisions of the legislation. The Company's Board of Commissioners was required to hold regular Board of Commissioners meetings at least 1 (one) time in 1 (one) month. The Board of Commissioners might hold a meeting at any time at the request of 1 (one) or several members of the Board of Commissioners or the Board of Directors or at the written request of 1 (one) or several Shareholders who represented at least 1/10 (one

jumlah saham dengan hak suara, dengan menyebutkan hal yang akan dibicarakan. Sepanjang tahun 2021, Dewan Komisaris telah melaksanakan Rapat Internal Dewan Komisaris sebanyak 4 (empat) kali. Selain Rapat Internal, Dewan Komisaris juga menyelenggarakan Rapat Gabungan Dewan Komisaris dengan Direksi dan Rapat Gabungan Dewan Komisaris dengan Divisi/Unit Kerja lain yang terkait. Sepanjang tahun 2021, Dewan Komisaris telah melaksanakan Rapat Gabungan Dewan Komisaris dengan Direksi sebanyak 12 (dua belas) kali dan Rapat Gabungan Dewan Komisaris dengan Divisi/Unit Kerja lain yang terkait sebanyak 11 (sebelas) kali.

Direksi

Direksi bertugas menjalankan segala tindakan yang berkaitan dan bertanggung jawab atas pengurusan Perusahaan sesuai dengan maksud dan tujuan Perusahaan serta mewakili Perusahaan baik di dalam maupun di luar pengadilan tentang segala hal dan segala kejadian dengan pembatasan-pembatasan sebagaimana diatur dalam Peraturan Perundang-Undangan, Anggaran Dasar dan/atau keputusan RUPS. Dalam menerapkan prinsip Tata Kelola Perusahaan yang Baik dibutuhkan kejelasan fungsi dan pelaksanaan pertanggungjawaban Direksi sehingga kinerja Perusahaan dapat berjalan secara transparan, wajar, efektif dan efisien. Dalam menjalnkan tugasnya, Direksi mengacu pada Pedoman dan Tata Tertib Kerja (Piagam) Direksi. Adapun isi dari Pedoman dan Tata Tertib Kerja (Piagam) Direksi, meliputi keanggotaan Direksi, wewenang dan tanggung jawab Direksi, tata tertib kerja Direksi, rapat Direksi, pelaporan Direksi serta pembagian tugas perangkat pendukung Direksi.

Dalam pelaksanaan tugasnya, Direksi senantiasa menghindari adanya benturan kepentingan. Direksi dilarang untuk:

1. Menawarkan atau memberikan sesuatu, baik langsung maupun tidak langsung kepada pihak lain, untuk mempengaruhi pengambilan keputusan yang terkait dengan transaksi asuransi, dengan melanggar ketentuan perundang-undangan yang berlaku.
2. Menerima sesuatu untuk kepentingan pribadinya dengan melanggar ketentuan perundang-undangan yang berlaku, baik langsung maupun tidak langsung, dari siapapun, yang dapat mempengaruhi pengambilan keputusan yang terkait dengan transaksi asuransi.
3. Melakukan transaksi yang mempunyai benturan kepentingan dengan kegiatan Perusahaan.
4. Memanfaatkan jabatannya pada Perusahaan untuk kepentingan pribadi, keluarga, dan/atau pihak lain yang merugikan atau mengurangi keuntungan perusahaan.
5. Mengambil dan/atau menerima keuntungan pribadi dari Perusahaan selain remunerasi dan fasilitas yang ditetapkan berdasarkan keputusan RUPS.
6. Memenuhi permint.aan Pemegang Saham yang terkait dengan kegiat.an operasional Perusahaan Perasuransian tempat anggota Direksi dimaksud menjabat selain yang telah ditetapkan dalam RUPS.

tenth) of the total shares with voting rights, by stating what would be discussed. Throughout 2021, the Board of Commissioners held Internal Meetings of the Board of Commissioners 4 (four) times. In addition to the Internal Meeting, the Board of Commissioners also held a Joint Meeting of the Board of Commissioners with the Board of Directors and a Joint Meeting of the Board of Commissioners with other related Divisions/Work Units. Throughout 2021, the Board of Commissioners held a Joint Meeting of the Board of Commissioners and the Board of Directors for 12 (twelve) times and the Joint Meeting of the Board of Commissioners with other related Divisions/Work Units for 11 (eleven) times.

Board of Directors

The Board of Directors is in charge of carrying out all actions related to and responsible for the management of the Company in accordance with the purposes and objectives of the Company and representing the Company both inside and outside the court regarding all matters and all events with restrictions as stipulated in the Laws and Regulations, Articles of Association and / or the decision of the GMS. In applying the principles of Good Corporate Governance, it was necessary to clarify the functions and implementation of the responsibilities of the Board of Directors so that the Company's performance run in a transparent, fair, effective and efficient manner. In carrying out their duties, the Board of Directors referred to the Board of Directors' Charter and Guidelines. The contents of the Board of Directors' Guidelines and Work Order (Charter) included the membership of the Board of Directors, the authority and responsibility of the Board of Directors, the work procedures of the Board of Directors, Board of Directors meetings, reporting of the Board of Directors as well as the division of tasks for the supporting equipment of the Board of Directors.

In carrying out their duties, the Board of Directors avoided conflicts of interest. The Board of Directors was prohibited from:

1. Offering or giving something, either directly or indirectly to other parties, to influence decision making related to insurance transactions, in violation of the provisions of the applicable laws and regulations.
2. Receiving something for his/her personal interest in violation of the applicable laws and regulations, either directly or indirectly, from anyone, which could influence decision making related to insurance transactions.
3. Conducting transactions that had a conflict of interest with the Company's activities.
4. Taking advantage of his/her position in the Company for personal, family, and/or other party interests that harm or reduce the company's profits.
5. Taking and/or receiving personal benefits from the Company other than the remuneration and facilities determined based on the GMS decision.
6. Fulfilling the request of the Shareholders related to the operational activities of the Insurance Company during the said member of the Board of Directors served other than those stipulated in the GMS.

7. Saling memiliki hubungan keluarga sampai dengan derajat kedua dengan sesama anggota Direksi dan/atau dengan anggota Dewan Komisaris.
8. Memberikan kuasa umum kepada pihak lain yang mengakibatkan pengalihan tugas dan fungsi Direksi.
9. Anggota Direksi dilarang mewakili Perusahaan apabila:
   a. Terjadi Perkara di Pengadilan antara Perusahaan dengan anggota Direksi yang bersangkutan.
   b. Anggota Direksi yang bersangkutan mempunyai benturan kepentingan dengan Perusahaan.

Direksi menyelenggarakan rapat Direksi secara berkala paling sedikit 1 (satu) kali dalam 1 (satu) bulan sesuai dengan tata tertib rapat Direksi yang ditetapkan. Direksi wajib mengadakan rapat Direksi bersama Dewan Komisaris secara berkala paling sedikit 4 (empat) kali rapat dalam periode 1 (satu) tahun. Sepanjang tahun 2021, Direksi telah menyelenggarakan Rapat Direksi sebanyak 38 (tiga puluh delapan) kali.

Pengungkapan Informasi dan Transparansi

Perusahaan senantiasa menerapkan keterbukaan informasi yang dibutuhkan bagi para pemangku kepentingan. Informasi Perusahaan dapat diakses melalui situs resmi maupun laporan-laporan yang diterbitkan secara berkala, baik Laporan Tahunan, Siaran Pers, maupun laporan dari media komunikasi lainnya. Situs resmi BRI Life di www.brilife.co.id tersedia dalam bahasa Indonesia dan bahasa Inggris.

Perusahaan juga melaksanakan pengungkapan informasi penting melalui Laporan Tahunan dan Laporan Keuangan. Laporan tahunan disajikan dalam bahasa Indonesia dan bahasa Inggris secara berdampingan. Laporan tahunan mencantumkan identitas perusahaan dengan jelas, yakni terdapat tahun Laporan Tahunan dan identitas perusahaan. Laporan Tahunan disajikan dalam *website* Perusahaan dan dapat diunduh. Perusahaan telah menyajikan informasi keuangan dalam bentuk perbandingan selama 5 (lima) tahun buku. Dalam Laporan Tahunan juga telah memuat antara lain, informasi saham; informasi obligasi; Laporan Dewan Komisaris dan Laporan Direksi; profil perusahaan secara lengkap; Analisa dan Pembahasan Manajamen atas Kinerja Perusahaan; pengungkapan praktik Tata Kelola Perusahaan yang Baik serta Laporan Keuangan. Sepanjang tahun 2021, Perusahaan telah memperoleh berbagai penghargaan di berbagai bidang. Informasi penghargaan yang telah diperoleh Perusahaan disajikan dalam Bab Profil Perusahaan.

Perkembangan Penerapan Tata Kelola Perusahaan

Untuk mengevaluasi penerapan GCG di Perusahaan serta memenuhi harapan seluruh pemangku kepentingan tentang pengelolaan perusahaan yang baik, maka Perusahaan telah

7. Having family relationships up to the second degree with fellow members of the Board of Directors and/or with members of the Board of Commissioners.
8. Granting general power of attorney to other parties resulting in the transfer of duties and functions of the Board of Directors.
9. Members of the Board of Directors were prohibited from representing the Company if:
   a. Cases occur in court between the Company and the relevant member of the Board of Directors.
   b. The member of the Board of Directors concerned had a conflict of interest with the Company.

The Board of Directors held regular Board of Directors meetings at least 1 (one) time in 1 (one) month in accordance with the established Board of Directors meeting rules. The Board of Directors was required to hold regular meetings of the Board of Directors with the Board of Commissioners at least 4 (four) meetings in a period of 1 (one) year. Throughout 2021, the Board of Directors held 38 (thirty-eight) Board of Directors Meetings.

Information Disclosure and Transparency

The Company always implements the required disclosure of information for stakeholders. Company information could be accessed through the official website as well as reports published regularly, both Annual Reports, Press Releases, and reports from other communication media. BRI Life official website at www.brilife.co.id was available in Indonesian and English.

The Company also disclosed important information through the Annual Report and Financial Statements. The annual report was presented in Indonesian and English side by side. The annual report clearly stated the identity of the company, namely the year of the Annual Report and the identity of the company. The Annual Report was presented on the Company's website and could be downloaded. The company presented financial information in the form of comparisons for 5 (five) financial years. The Annual Report also contained share information; bond information; Report of the Board of Commissioners and Report of the Board of Directors; complete company profile; Management Discussion and Analysis on Company Performance; disclosure of Good Corporate Governance practices and Financial Statements. Throughout 2021, the Company received various awards in various fields. Information on awards obtained by the Company was presented in the Company Profile Chapter.

Development of Corporate Governance Implementation

To evaluate the implementation of GCG in the Company and meet the expectations of all stakeholders regarding good corporate management, the Company carried out GCG assessment activities

melaksanakan kegiatan *assessment* GCG melalui *self assesment* dan *assesment* ekternal melalui *Corporate Governance Perseption Index* (CGPI). Hasil *self assessment* internal Tata Kelola tahun 2021 yaitu dengan predikat "baik" dan memperoleh nilai 1,01. Kemudian, untuk hasil *self assessment* ekternal melalui *Corporate Governance Perseption Index* (CGPI) diperoleh skor 81,98 dengan predikat "Terpercaya". Berdasarkan hasil *assessment* tersebut, pada tahun 2021 Perusahaan secara umum telah menindaklanjuti rekomendasi hasil *self assesment* dan *assesment* ekternal.

Penilaian Komite di Bawah Direksi

Dalam menjalankan tugasnya Direksi dibantu oleh Komite-komite di bawah Direksi. Adapun Komite-komite di bawah Direksi yaitu:

1. Komite Investasi
2. Komite Pengembangan Produk Asuransi
3. Komite Manajemen Risiko
4. Komite Pengarah Teknologi Informasi

Prosedur penilaian kinerja Komite di bawah Direksi dilakukan oleh Direksi melalui rapat secara berkala dengan menilai berdasarkan pelaksanaan tugas masing-masing Komite di bawah Direksi. Selama tahun 2021, Direksi menilai bahwa Komite di bawah Direksi telah menjalankan tugas dan tanggung jawabnya dengan baik.

Perubahan Komposisi Anggota Direksi

Selama tahun 2021, telah terjadi perubahan komposisi Direksi yang dilaksanakan sesuai dengan kebutuhan Perusahaan sebagaimana penjelasan berikut:

KOMPOSISI DIREKSI SEBELUM RUPS TAHUNAN TANGGAL 15 APRIL 2021

Komposisi Direksi sebelum RUPS Tahunan tanggal 15 April 2021 sebanyak 4 (empat) orang yang terdiri dari 1 (satu) orang Direktur Utama dan 3 (tiga) orang Direktur. Seluruh anggota Direksi berdomisili di wilayah kerja Kantor Pusat BRI Life. Komposisi dan dasar pengangkatan Direksi adalah sebagai berikut.

Iwan Pasila	: Direktur Utama
Khairi Setiawan	: Direktur Keuangan, Investasi & IT
Anik Hidayati	: Direktur Pemasaran dan Bisnis Asuransi Syariah
Dany Cahya Rukmana	: Direktur MSDM & Kepatuhan

KOMPOSISI DIREKSI SETELAH RUPS TAHUNAN TANGGAL 15 APRIL 2021

Pada tanggal 15 April 2021, RUPS Tahunan memutuskan perubahan susunan pengurus perusahaan sebagai berikut:

through self-assessment and external assessment through the Corporate Governance Perception Index (CGPI). The results of the 2021 Governance internal self-assessment were "good" and got a score of 1.01. Then, for the results of external self-assessment through the Corporate Governance Perception Index (CGPI), a score of 81.98 was obtained with the title "Trusted". Based on the results of the assessment, in 2021 the Company generally followed up on the recommendations on the results of self-assessments and external assessments.

Committee Assessment under Tthe Board of Directors

In carrying out its duties, the Board of Directors is assisted by committees under the Board of Directors. The committees under the Board of Directors are:

1. Investment Committee
2. Insurance Product Development Committee
3. Risk Management Committee
4. Information Technology Steering Committee

The procedure for evaluating the performance of the Committees under the Board of Directors is carried out by the Board of Directors through regular meetings by assessing the performance of the duties of each Committee under the Board of Directors. During 2021, the Board of Directors considered that the Committees under the Board of Directors had carried out their duties and responsibilities well.

Changes in The Composition of The Members of The Board of Directors

During 2021, there was a change in the composition of the Board of Directors which was carried out in accordance with the needs of the Company as explained below:

COMPOSITION OF THE BOARD OF DIRECTORS BEFORE ANNUAL GMS ON APRIL 15, 2021

The composition of the Board of Directors prior to the Annual GMS on April 15, 2021 was 4 (four) people consisting of 1 (one) President Director and 3 (three) Directors. All members of the Board of Directors were domiciled in the working area of the BRI Life Head Office. The composition and basis for the appointment of the Board of Directors were as follows.

Iwan Pasila	: President Director
Khairi Setiawan	: Director of Finance, Investment & IT
Anik Hidayati	: Director of Marketing and Sharia Insurance Business
Dany Cahya Rukmana	: Director of HR & Compliance

COMPOSITION OF THE BOARD OF DIRECTORS AFTER THE ANNUAL GMS ON APRIL 15, 2021

On April 15, 2021, the Annual GMS decided to change the composition of the company's management as follows:

- Mengalihkan tugas Dany Cahya Rukmana sebagai Direktur Kepatuhan dan Legal.
- Mengalihkan Anik Hidayati sebagai Direktur Pemasaran.
- Mengalihkan Khairi Setiawan sebagai Direktur Keuangan.
- Mengangkat Yosie William Iroth sebagai Direktur Operasional.

Sehingga komposisi Direksi setelah RUPS Tahunan tanggal 15 April 2021 sebanyak 5 (lima) orang yang terdiri dari 1 (satu) orang Direktur Utama dan 4 (empat) orang Direktur. Seluruh anggota Direksi berdomisili di wilayah kerja Kantor Pusat BRI Life. Komposisi dan dasar pengangkatan Direksi adalah sebagai berikut.

Iwan Pasila : Direktur Utama
Khairi Setiawan : Direktur Keuangan
Anik Hidayati : Direktur Pemasaran
Dany Cahya Rukmana : Direktur Kepatuhan dan Legal
Yosie Wiliam Iroth : Direktur Operasional

KOMPOSISI DIREKSI SETELAH RUPS SIRKULER TANGGAL 20 SEPTEMBER 2021

Pada tanggal 20 September 2021 Keputusan Sirkuler Pengganti Rapat Umum Pemegang Saham Luar Biasa PT Asuransi Bri Life memutuskan untuk:

- Memberhentikan dengan hormat Tuan Khairi Setiawan sebagai Direktur.
- Mengukuhkan pemberhentian Nyonya Anik Hidayati sebagai Direktur Pemasaran.
- Mengangkat Tuan Lim Chet Ming sebagai Direktur Keuangan.
- Mengangkat Tuan Sutadi sebagai Direktur Pemasaran.

Sehingga komposisi Direksi setelah RUPS Sirkuler sebanyak 5 (lima) orang yang terdiri dari 1 (satu) orang Direktur Utama dan 4 (empat) orang Direktur. Seluruh anggota Direksi berdomisili di wilayah kerja Kantor Pusat BRI Life. Komposisi dan dasar pengangkatan Direksi adalah sebagai berikut.

Iwan Pasila : Direktur Utama
Dany Cahya Rukmana : Direktur Kepatuhan dan Legal
Yosie Wiliam Iroth : Direktur Operasional
Lim Chet Ming : Direktur Keuangan
Sutadi : Direktur Pemasaran

Penutup

Atas pencapaian kinerja BRI Life pada tahun 2021, Direksi mengucapkan terima kasih kepada seluruh pihak yang telah memberikan kontribusi positif kepada Perusahaan. Direksi mengucapkan terima kasih kepada Dewan Komisaris atas pengawasan dan nasihat yang telah diberikan kepada Direksi, sehingga pengelolaan BRI Life bisa berjalan efektif dan tepat sasaran.

- Transferring Dany Cahya Rukmana's duties as Compliance and Legal Director.
- Transferring Anik Hidayati as Marketing Director.
- Transferring Khairi Setiawan as Finance Director.
- Appointing Yosie William Iroth as Director of Operations.

Hence, the composition of the Board of Directors after the Annual GMS on April 15, 2021 was 5 (five) people consisting of 1 (one) President Director and 4 (four) Directors. All members of the Board of Directors were domiciled in the working area of the BRI Life Head Office. The composition and basis for the appointment of the Board of Directors were as follows.

Iwan Pasila : President Director
Khairi Setiawan : Director of Finance
Anik Hidayati : Director of Marketing
Dany Cahya Rukmana : Director of Compliance and Legal
Yosie Wiliam Iroth : Director of Operations

COMPOSITION OF THE BOARD OF DIRECTORS AFTER THE CIRCULAR GMS ON SEPTEMBER 20, 2021

On September 20, 2021 Circular Decision in Lieu of the Extraordinary General Meeting of Shareholders of PT Asuransi Bri Life decided to:

- Honorably dismissing Mr. Khairi Setiawan as Director.
- Confirming the dismissal of Mrs. Anik Hidayati as Marketing Director.
- Appointing Mr Lim Chet Ming as Finance Director.
- Appointing Mr. Sutadi as Marketing Director.

Thus, the composition of the Board of Directors after the Circular GMS was 5 (five) people consisting of 1 (one) President Director and 4 (four) Directors. All members of the Board of Directors were domiciled in the working area of the BRI Life Head Office. The composition and basis for the appointment of the Board of Directors were as follows.

Iwan Pasila : President Director
Dany Cahya Rukmana : Director of Compliance and Legal
Yosie Wiliam Iroth : Director of Operations
Lim Chet Ming : Director of Finance
Sutadi : Director of Marketing

Closing

For the achievement of BRI Life's performance in 2021, the Board of Directors would like to thank all parties who had made positive contributions to the Company. The Board of Directors would like to thank the Board of Commissioners for the supervision and advice given to the Board of Directors, so that the management of BRI Life could run effectively and on target.

Kami juga menyampaikan terima kasih kepada seluruh BRILian Tangguh di BRI Life atas kerjasama yang baik yang sudah dibangun sepanjang tahun 2021 yang penuh berkat ini.

We also expressed our gratitude to all BRILian Tangguh at BRI Life for the good cooperation built throughout this blessed 2021.

Kami juga mengucapkan terima kasih untuk dukungan yang diberikan oleh induk usaha di BRI dan FWD Management Holdings Limited dalam mengembangkan pasar, produk, dan kualitas layanan bagi nasabah pemegang polis, sehingga Perseroan dapat terus bertumbuh di masa yang penuh tantangan karena Pandemi COVID-19.

We also expressed our gratitude for the support provided by the parent companies at BRI and FWD Management Holdings Limited in developing markets, products, and service quality for policyholder customers, so that the Company could continue to grow in challenging times due to the COVID-19 pandemic.

Jakarta, Mei 2022
Jakarta, May 2022

Atas Nama Direksi
On behalf of the Board of Directors

Iwan Pasila

Direktur Utama / President Director

Muhammad Syafri Rozi
Komisaris Utama
President Commissioner

Para Pemegang Saham dan Pemangku Kepentingan yang terhormat,

Puji syukur kita panjatkan ke hadirat Tuhan Yang Maha Esa, atas rahmat dan karuniaNya yang dilimpahkan sehingga kita mampu mencatatkan kinerja yang baik di tahun 2021, meskipun tekanan ekonomi akibat pandemi COVID-19 belum sepenuhnya pulih. Pencapaian kinerja tersebut tidak terlepas dari kepercayaan pemegang polis, dukungan seluruh pemegang saham, serta pemangku kepentingan lainnya. Kepercayaan dan dukungan yang diberikan seluruh pemangku kepentingan merupakan modal utama dalam pengembangan bisnis Perusahaan untuk terus bertumbuh secara berkelanjutan.

Laporan Dewan Komisaris
Report of the Board of Commissioners

Oleh karena itu, Dewan Komisaris sangat memberikan apresiasi dan terus mendorong agar Manajemen beserta seluruh tim Perusahaan senantiasa berupaya meningkatkan dan menumbuhkan kinerjanya secara berkelanjutan sehingga dapat memberikan kontribusi dan nilai tambah secara optimal kepada seluruh pemangku kepentingan.

Berikut kami sampaikan laporan pengawasan dan pemberian nasihat Dewan Komisaris terhadap jalannya kepengurusan Perusahaan untuk tahun buku 2021 yang terdiri dari penilaian atas kinerja Direksi selama tahun 2021, pandangan atas prospek usaha yang di susun oleh Direksi, penerapan tata kelola perusahaan yang baik, penilaian atas Komite di bawah Dewan Komisaris dan perubahan komposisi Dewan Komisaris.

Penilaian Kinerja Direksi

Sebelum menyampaikan pandangan Dewan Komisaris atas pencapaian kinerja Direksi, Dewan Komisaris akan menyampaikan frekuensi dan cara pemberian nasihat kepada Direksi serta pengawasan Dewan Komisaris terhadap perumusan dan implementasi strategi.

Frekuensi dan Cara Pemberian Nasihat Kepada Direksi

Dewan Komisaris memberikan nasihat kepada Direksi yang dilaksanakan melalui Rapat Gabungan bersama Direksi, kunjungan Dewan Komisaris ke wilayah kerja di luar Kantor Pusat Perusahaan dan penyampaian masukan atau nasihat melalui forum rapat, surat menyurat dan lain-lain. Selama tahun 2021, Dewan Komisaris telah melaksanakan sebanyak 12 (dua belas) kali

Therefore, the Board of Commissioners highly appreciated and continued to encourage the Management and the entire team of the Company to always strive to improve and grow their performance in a sustainable manner so that they could optimally contribute and add value to all stakeholders.

Here, we presented a report on the supervision and advice provided by the Board of Commissioners on the management of the Company for the 2021 financial year, which consisted of an assessment of the performance of the Board of Directors during 2021, views on business prospects prepared by the Board of Directors, implementation of good corporate governance, assessment of the Committees at the Board of Directors. under the Board of Commissioners and changes in the composition of the Board of Commissioners.

Board of Directors Performance Assessment

Prior to conveying the views of the Board of Commissioners on the Board of Directors' performance achievements, the Board of Commissioners conveyed the frequency and method of providing advice to the Board of Directors as well as the Board of Commissioners' control of strategy formulation and implementation.

Frequency and How to Give Advice to The Board of Directors

The Board of Commissioners provided advice to the Board of Directors which was carried out through Joint Meetings with the Board of Directors, visits by the Board of Commissioners to work areas outside the Company's Head Office and submission of input or advice through meeting forums, correspondence and others. During 2021, the Board of Commissioners held 12

Dear Shareholders and Stakeholders,

We expressed our gratitude to the presence of God Almighty, for His grace and gifts bestowed upon us so that we were able to record a good performance in 2021, even though the economic pressure due to the COVID-19 pandemic was not fully recovered. This performance achievement was inseparable from the trust of policyholders, the support of all shareholders, and other stakeholders. The trust and support given by all stakeholders became the main capital in developing the Company's business to continue to grow in a sustainable manner.

rapat bersama Direksi. Dalam memberikan nasihat kepada Direksi, Dewan Komisaris menerbitkan rekomendasi kepada Direksi bila ada hal-hal yang perlu diingatkan agar Direksi berhati-hati mengambil keputusan yang mengandung risiko dan berupaya memitigasi risiko yang mungkin terjadi.

Pengawasan Terhadap Perumusan dan Implementasi Strategi

Sepanjang tahun 2021, Dewan Komisaris telah melaksanakan tugas pengawasan terhadap perumusan strategi dan implementasi strategi Perusahaan serta pemberian nasihat kepada Direksi sesuai dengan tugas pokok dan fungsi Dewan Komisaris. Pengawasan terhadap perumusan strategi Perusahaan dilaksanakan dengan melakukan pengawasan terhadap penyusunan Rencana Bisnis Perusahaan. Sedangkan pengawasan Dewan Komisaris terhadap implementasi strategi dilakukan dengan mengarahkan, memantau dan mengevaluasi pelaksanaan kebijakan strategis sebagai bentuk tugas pengawasan Dewan Komisaris yang meliputi diantaranya pencapaian kinerja perusahaan dan pencapaian Strategi Inisiatif Perusahaan.

Sepanjang 2021, Dewan Komisaris telah merekomendasikan hal-hal sebagai berikut:

1. Pengelolaan investasi yang efektif sesuai prinsip-prinsip *good corporate governance*.
2. Penataan kembali semua kebijakan operasional sesuai kebutuhan Perusahaan.
3. *Profiling prospect and customer pipeline, risk* dan penentuan *risk appetite* yang akurat untuk mitigasi risiko.
4. Penguatan *fraud detection*, penurunan *misselling* (menuju *zero cases*) dan tindaklanjut temuan audit tepat waktu.
5. Peningkatan *relationship and marketing activities* di BRI Group dan penguatan strategi *marketing* kanal Agency.
6. Peningkatan layanan (klaim dan *persistency ratio*).
7. Pelaksanaan survei pelayanan pelanggan secara berkala untuk meningkatkan kualitas pelayanan nasabah.
8. Di bidang *Human Capital*, Dewan Komisaris telah merekomendasikan beberapa hal, antara lain sebagai berikut:
   a. Penguatan *Digital and Culture Transformation* dengan menjalankan inisiatif strategis sesuai *road map* dan *culture activation* di setiap unit kerja untuk pelampauan target kinerja.
   b. Peningkatan *skill and knowledge* termasuk *digital capabilities* seluruh pekerja Perusahaan.
   c. Penguatan *talent management* sumber internal.
   d. Penyusunan sistem remunerasi yang atraktif, kompetitif, objektif.
   e. Penyusunan *manning anlisys* dan *strategy workforce planning*.
   f. Pengintegrasian sistem/data *Human Capital* dengan BRI Group.

(twelve) meetings with the Board of Directors. In providing advice to the Board of Directors, the Board of Commissioners issued recommendations to the Board of Directors if there were things that needed to be reminded so that the Board of Directors was careful in making decisions that contained risks and sought to mitigate risks that might occur.

Supervision of Strategy Formulation and Implementation

Throughout 2021, the Board of Commissioners carried out supervisory duties on strategy formulation and implementation of the Company's strategy as well as providing advice to the Board of Directors in accordance with the main duties and functions of the Board of Commissioners. Supervision of the formulation of the Company's strategy was carried out by supervising the preparation of the Company's Business Plan. Meanwhile, the supervision of the Board of Commissioners on strategy implementation was carried out by directing, monitoring and evaluating the implementation of strategic policies as a form of supervisory duties for the Board of Commissioners which included the achievement of corporate performance and the achievement of the Company's Initiative Strategy.

Throughout 2021, the Board of Commissioners recommended the following:

1. Effective investment management in accordance with the principles of good corporate governance.
2. Rearrangement of all operational policies according to the needs of the Company.
3. Prospect and customer pipeline profiling, risk and accurate risk appetite determination for risk mitigation.
4. Strengthening fraud detection, reducing misselling (towards zero cases) and timely follow-up of audit findings.
5. Improving relationship and marketing activities in BRI Group and strengthening the Agency's channel marketing strategy.
6. Improving service (claims and persistence ratio).
7. Implementation of regular customer service surveys to improve customer service quality.
8. In the field of Human Capital, the Board of Commissioners recommended several things, including the following:
   a. Strengthening Digital and Culture Transformation by carrying out strategic initiatives according to the road map and culture activation in each work unit to exceed performance targets.
   b. Improvement of skills and knowledge including digital capabilities of all employees of the Company.
   c. Strengthening talent management internal sources.
   d. Preparation of an attractive, competitive, objective remuneration system.
   e. Preparation of manning analysis and workforce planning strategy.
   f. Integration of Human Capital systems/data with BRI Group.

Pandangan Atas Kinerja Direksi

Dewan Komisaris menilai secara keseluruhan, bahwa selama tahun 2021 Manajemen telah berupaya seoptimal mungkin untuk memperoleh kinerja terbaik dalam mengelola Perusahaan, di tengah situasi tekanan perekonomian yang belum pulih akibat pandemi COVID-19. Dasar penilaian Dewan Komisaris atas kinerja Direksi adalah kondisi perekonomian, capaian kinerja yaitu kinerja operasional, kinerja keuangan dan tingkat kesehatan perusahaan. Penilaian atas kinerja Direksi dapat disampaikan sebagai berikut.

Perbaikan ekonomi global pada 2021 terus berlanjut meski belum berimbang dengan ketidakpastian pasar keuangan yang berlanjut. Faktor dukungan stimulus dari Pemerintah di berbagai negara dan akselerasi vaksinasi COVID-19 tentunya akan sebagai momentum dalam mendukung pemulihan ekonomi dunia. Produksi dan distribusi vaksin yang begitu cepat di tahun 2021 merupakan suatu langkah dalam pengendalian kasus COVID-19 dan hal ini sebagai kunci utama dalam proses pemulihan ekonomi. Dukungan program vaksinasi dan berbagai stimulus yang dilakukan pemerintah di seluruh dunia memberikan tren pemulihan ekonomi dunia sehingga fase pertumbuhan ekonomi di tahun 2021 memberikan indikasi menuju pemulihan ekonomi yang lebih baik di tahun 2022. Berdasarkan World Economic Outlook (WEO) yang rilis oleh International Monetary Fund (IMF), ekonomi global tumbuh 5,9% pada tahun 2021 dan diproyeksikan tumbuh 4,4% pada tahun 2022.

Meskipun Kuartal IV 2021 cukup fluktuatif yang dikarenakan adanya kekhawatiran terhadap varian COVID-19 baru dan tingginya inflasi, pasar ekuitas AS berhasil menutup Kuartal IV 2021 dengan baik. Pada akhir 2021, investor dihadapkan dengan perubahan kebijakan pertama dari The Fed dan varian virus Omicron yang cepat menyebar. Selama pertemuan terakhir pada bulan Desember, The Fed mengindikasikan bahwa mereka akan mengakhiri program pembelian asetnya lebih awal dan mengisyaratkan untuk menaikkan suku bunga pada tahun 2022 lebih cepat. Tingkat inflasi melonjak 6,8% (Year to Date/YtD) pada bulan November 2021 dan mencapai 7,5% pada Desember 2022, The Fed akan mulai menaikkan suku bunga pada pertemuan Maret 2022.

Sejalan dengan perekonomian global, perekonomian nasional juga masih terus berlanjut. Pada 2021, pertumbuhan ekonomi sedang dalam perjalanan menuju pemulihan ketika gelombang Delta diikuti oleh pembatasan mobilitas yang terjadi pada bulan Juli-Agustus. Pemulihan mobilitas dan aktivitas ekonomi telah lebih baik dari yang diharapkan, menyerupai pemulihan yang V-shaped. Ekonomi Indonesia tahun 2021 tumbuh sebesar 3,69%, lebih tinggi dibanding capaian tahun 2020 yang mengalami kontraksi pertumbuhan sebesar 2,07%. Dari sisi produksi, pertumbuhan tertinggi terjadi pada Lapangan Usaha Jasa Kesehatan dan Kegiatan Sosial sebesar 10,46%. Sementara dari sisi pengeluaran pertumbuhan tertinggi dicapai oleh Komponen Ekspor Barang dan Jasa sebesar 24,04%. Ekonomi Indonesia Kuartal IV-2021 terhadap Kuartal IV-2020 mengalami pertumbuhan sebesar

View on the Performance of the Board of Directors

The Board of Commissioners considered as a whole, that during 2021 the Management made optimal efforts to obtain the best performance in managing the Company, in the midst of an economic pressure situation that had not yet recovered due to the COVID-19 pandemic. The basis for the Board of Commissioners' assessment of the performance of the Board of Directors was the economic condition, performance achievements, namely operational performance, financial performance and company soundness level. Assessment of the performance of the Board of Directors could be submitted as follows.

The improvement in the global economy in 2021 continued even though it was not balanced with the continuing financial market uncertainty. The stimulus support factor from the Government in various countries and the acceleration of COVID-19 vaccination certainly became a momentum in supporting the world's economic recovery. The rapid production and distribution of vaccines in 2021 was a step in controlling COVID-19 cases, and this became the main key in the economic recovery process. Support for vaccination programs and various stimulus programs carried out by governments around the world provided a trend of world economic recovery so that the economic growth phase in 2021 provided an indication of a better economic recovery in 2022. Based on the World Economic Outlook (WEO) released by the International Monetary Fund (IMF), the global economy grew 5.9% in 2021 and was projected to grow 4.4% in 2022.

Although Q4 2021 was quite volatile due to concerns over the new COVID-19 variant and high inflation, the US equity market managed to close Q4 2021 well. In late 2021, investors were faced with the first policy changes from the Fed and the fast-spreading variant of the Omicron virus. During its last meeting in December, the Fed indicated that it would end its asset-buying program early and hinted at raising interest rates in 2022 sooner. The inflation rate jumped 6.8% (Year to Date/YtD) in November 2021 and reached 7.5% in December 2022, the Fed started raising interest rates at its March 2022 meeting.

In line with the global economy, the national economy also continued. In 2021, economic growth was on its way to recovery during a delta wave followed by mobility restrictions that occured in July-August. The recovery in mobility and economic activity was better than expected, resembling a V-shaped recovery. The Indonesian economy in 2021 grew by 3.69%, higher than the achievement in 2020 which experienced a growth contraction of 2.07%. In terms of production, the highest growth occurred in the Health Services and Social Activities Business Field of 10.46%. Meanwhile, in terms of expenditure, the highest growth was achieved by the Export Component of Goods and Services at 24.04%. Indonesia's economy in Quarter IV-2021 against Quarter IV-2020 experienced a growth of 5.02% (YoY). From the production side, the field of health services and social activities

5,02% (YoY). Dari sisi produksi, lapangan usaha jasa kesehatan dan kegiatan sosial mengalami pertumbuhan tertinggi sebesar 12,16%. Sementara dari sisi pengeluaran, komponen ekspor barang dan jasa mengalami pertumbuhan tertinggi sebesar 29,83%.

experienced the highest growth of 12.16%. Meanwhile, in terms of expenditure, the component of exports of goods and services experienced the highest growth of 29.83%.

Dari sisi industri asuransi, berdasarkan data Asosiasi Asuransi Jiwa Indonesia (AAJI) per 31 Desember 2021, total pendapatan premi industri asuransi jiwa tumbuh 8,2% (YoY), total pemegang polis mencapai tumbuh 16,4% (YoY), jumlah tertanggung tumbuh 2,9% (YoY). Total klaim dan manfaat yang dibayarkan tumbuh 5,5% (YoY), klaim meninggal dunia mencapai tumbuh 72,8% (YoY), utamanya disebabkan oleh Pandemi COVID-19. Klaim kesehatan juga meningkat signifikan, tumbuh 32,0% (YoY), klaim *partial withdrawal* dan *surrender* tumbuh 2,2% (YoY). Selain itu, total kekayaan asuransi jiwa pada tahun 2021 tumbuh 5,5% (YoY), sementara kekayaan dalam bentuk investasi tumbuh 5,1% (YoY) dan total cadangan teknis, yang merupakan bagian terbesar dalam kewajiban asuransi jiwa pada akhir tahun 2021 tumbuh 1,1% (YoY).

In terms of the insurance industry, based on data from the Indonesian Life Insurance Association (AAJI) as of December 31, 2021, the total premium income for the life insurance industry grew 8.2% (YoY); total policyholders grew 16.4% (YoY); the number of insured grew 2.9% (YoY). Total claims and benefits paid grew 5.5% (YoY); death claims grew by 72.8% (YoY), mainly due to the COVID-19 Pandemic. Health claims also increased significantly, growing 32.0% (YoY); partial withdrawal and surrender claims grew 2.2% (YoY). In addition, total life insurance wealth in 2021 grew 5.5% (YoY), while wealth in the form of investments grew 5.1% (YoY) and total technical reserves, which constituted the largest share of life insurance liabilities at the end of 2021, grew 1.1% (YoY).

Di tengah kondisi perekonomian tersebut, Direksi mampu menghadapi tantangan dan peluang yang terjadi dengan mencatatkan kinerja yang baik di tahun 2021. Dari sisi kinerja operasional, Lini bisnis BRI Life tahun 2021 dibagi ke dalam beberapa kanal yaitu Kanal Distribusi, Kanal In Branch Sales, Kanal Alternate, Kanal Corporate dan Kanal Agency. Segmen usaha BRI Life terbagi ke dalam dua kategori yakni Konvensional dan Syariah.

In the midst of these economic conditions, the Board of Directors was able to face the challenges and opportunities that occurred by recording a good performance in 2021. In terms of operational performance, the BRI Life business line in 2021 was divided into several channels, namely Distribution Channels, In Branch Sales Channels, Alternate Channels, Corporate Channel and Agency Channel. BRI Life's business segment was divided into two categories, namely Conventional and Sharia.

Dari kategori konvensional, pada Kanal Distribusi total *Gross Written Premium* (GWP) tahun 2021 mencapai Rp2,64 triliun, meningkat 2,05% dibandingkan dengan tahun 2020 yang mencapai Rp2,59 triliun dan total *Annualised New Premium* (ANP) tahun 2021 mencapai Rp359,23 miliar, meningkat 35,03% dibandingkan dengan tahun 2020 yang mencapai Rp266,04 miliar. Pada Kanal In Branch Sales total ANP tahun 2021 mencapai Rp1,39 triliun, meningkat 26,91% dibandingkan dengan tahun 2020 yang mencapai Rp1,09 triliun. Pada Kanal Alternate, Total penjualan produk Asuransi Mikro – Kecelakaan, Kesehatan dan Meninggal Dunia (AMKKM) tahun 2021 mencapai Rp540,71 triliun, meningkat 76,68% dibandingkan dengan tahun 2020 yang mencapai Rp306,05 triliun. Pada Kanal Korporasi, Polis Asuransi Korporasi tahun 2021 mencapai 1.070 polis, meningkat 1,81% dibandingkan tahun 2020 yang mencapai 1.051 polis. Dari kategori syariah, Laba segmen syariah tahun 2021 mencapai Rp32,45 miliar, meningkat 8,43% dibandingkan tahun 2020 yang mencapai Rp29,93 miliar.

From the conventional category, in the Distribution Channel the total Gross Written Premium (GWP) in 2021 reached IDR2.64 trillion, an increase of 2.05% compared to 2020 which reached IDR2.59 trillion and the total Annualized New Premium (ANP) in 2021 reached IDR359.23 billion, an increase of 35.03% compared to 2020 which reached IDR266.04 billion. In Channel In Branch Sales, the total ANP in 2021 reached IDR1.39 trillion, an increase of 26.91% compared to 2020 which reached IDR1.09 trillion. In Alternate Channel, total sales of Micro Insurance products – Accident, Health and Death (AMKKM) in 2021 reached IDR540.71 trillion, an increase of 76.68% compared to 2020 which reached IDR306.05 trillion. In the Corporate Channel, the Corporate Insurance Policy in 2021 reached 1,070 policies, an increase of 1.81% compared to 2020 which reached 1,051 policies. From the sharia category, the profit of the sharia segment in 2021 reached IDR32.45 billion, an increase of 8.43% compared to 2020 which reached IDR29.93 billion.

Selain peningkatan pada kinerja operasional, pada tahun 2021 kinerja keuangan juga mengalami peningkatan. Pendapatan tahun 2021 mencapai Rp7,26 triliun, meningkat 13,87% dibandingkan dengan tahun 2020 yang mencapai Rp6,38 triliun. Seiring dengan peningkatan pendapatan bunga tersebut, laba tahun berjalan juga mengalami peningkatan. Laba tahun berjalan tahun 2021 mencapai Rp150,04 miliar, meningkat 140,49% dibandingkan dengan tahun 2020 yang mencapai Rp62,39 miliar. Dengan

In addition to an increase in operational performance, in 2021 financial performance also increased. Revenue in 2021 reached IDR7.26 trillion, an increase of 13.87% compared to 2020 which reached IDR6.38 trillion. Along with the increase in interest income, profit for the year also increased. Profit for the year 2021 reached IDR150.04 billion, an increase of 140.49% compared to 2020 which reached IDR62.39 billion. With the increase in profit for the year, the Company's equity also increased. Equity in 2021

meningkatnya laba tahun berjalan, maka ekuitas Perusahaan juga mengalami peningkatan. Ekuitas tahun 2021 mencapai Rp6,68 triliun, meningkat 139,19% dibandingkan dengan tahun 2020 yang mencapai Rp2,79 triliun. Aset tahun 2021 mencapai Rp18,26 triliun, meningkat 39,99% dibandingkan dengan tahun 2020 yang mencapai Rp13,04 triliun.

Selain kinerja operasional dan keuangan, tingkat kesehatan perusahaan juga menjadi salah satu pertimbangan Dewan Komisaris dalam melakukan penilaian atas kinerja Direksi. Pada akhir tahun 2021, rasio tingkat kesehatan keuangan BRI Life sebesar 519% meningkat sangat signifikan dengan kinerja pada tahun 2020 sebesar 264%. Peningkatan signifikan ini dikarenakan adanya penambahan modal dari pemegang saham FWD Management Holdings Limited sebesar Rp3,85 triliun pada bulan Maret 2021.

Pandangan Atas Prospek Usaha yang Disusun Direksi

Perbaikan ekonomi global diperkirakan masih akan berlanjut pada tahun 2022 sejalan dengan proses pemulihan aktivitas ekonomi domestik. Pertumbuhan ekonomi global diprediksikan akan melanjutkan tren positif sampai tahun 2026 walaupun akan melandai dari realisasi pertumbuhan tahun 2021 sebesar 5,5%. Pertumbuhan ekonomi yang kuat di tahun 2021 memberikan sinyal positif prospek ekonomi di 2022 dan meningkatkan keyakinan pelaku pasar terhadap pemulihan ekonomi Indonesia. Proyeksi pertumbuhan ekonomi Kuartal I 2022 berada pada kisaran 4,5%-5,2% (YoY) dan untuk tahunan diproyeksikan tumbuh pada kisaran 4,8%-5,5% (YoY).

Prospek industri asuransi jiwa yang dilansir dari Asosiasi Asuransi Jiwa Indonesia (AAJI) menyatakan bahwa industri asuransi jiwa di Indonesia masih akan menghadapi beberapa tantangan, salah satunya terkait penetrasi asuransi jiwa yang hingga saat ini masih relatif rendah. Tantangan lain yakni, terkait literasi yang masih terbilang rendah. Selain itu, produk asuransi ini masih menjadi produk yang perlu dipasarkan dan tidak serta merta dicari oleh masyarakat.

Berdasarkan prediksi kondisi perekonomian dan industri asuransi serta kekuatan internal Perusahaan, Dewan Komisaris berpendapat bahwa prospek usaha yang telah disusun oleh Direksi sudah tepat. Dewan Komisaris berkeyakinan bahwa Perusahaan akan dapat memanfaatkan peluang yang ada. Dampak positif dari pandemi COVID- 19 merupakan salah satu peluang bagi perusahaan karena semakin meleknya masyarakat terhadap asuransi, karena *awareness* terhadap kesehatan makin meningkat dan diharapkan akan berdampak positif kepada industri asuransi. Peluang lainnya yaitu, jumlah rekening simpanan BRI yang mencapai 351.599.277 rekening, hal ini merupakan potensi bagi BRI Life untuk melakukan penetrasi kepada nasabah BRI. Selain itu, masuknya Pemegang Saham Baru (FWD Management Holdings Limited) pada bulan Maret 2021 menjadi peluang bagi Perusahaan. FWD Management Holdings Limited menjadi salah satu pemegang saham baru dari BRI Life, dengan komposisi kepemilikan saham

reached IDR6.68 trillion, an increase of 139.19% compared to 2020 which reached IDR2.79 trillion. Assets in 2021 reached IDR18.26 trillion, an increase of 39.99% compared to 2020 which reached IDR13.04 trillion.

In addition to operational and financial performance, the company's soundness level also became one of the considerations for the Board of Commissioners in assessing the performance of the Board of Directors. By the end of 2021, BRI Life's financial soundness ratio was 519%, a very significant increase with the performance in 2020 of 264%. This significant increase was due to additional capital from FWD shareholders reaching IDR3.85 trillion in March 2021.

View on Business Prospects Developed by The Board of Directors

Global economic recovery was estimated to continue in 2022 in line with the recovery process of domestic economic activity. Global economic growth was predicted to continue a positive trend until 2026 although it would slope from the realization of growth in 2021 of 5.5%. Strong economic growth in 2021 provided a positive signal for the economic outlook in 2022 and increased market participants' confidence in Indonesia's economic recovery. The economic growth projection for the first quarter of 2022 would be in the 4.5%-5.2% (YoY) range and annual growth was projected in the 4.8%-5.5% (YoY) range.

The prospect of the life insurance industry as reported by the Indonesian Life Insurance Association (AAJI) stated that the life insurance industry in Indonesia would still face several challenges, one of which would be related to life insurance penetration which was still relatively low. Another challenge was related to literacy which was still relatively low. In addition, this insurance product still became a product that needed to be marketed and was not necessarily sought after by the public.

Based on predictions of economic conditions and the insurance industry as well as the Company's internal strength, the Board of Commissioners was in the opinion that the business prospects prepared by the Board of Directors were correct. The Board of Commissioners believed that the Company was able to take advantage of existing opportunities. The positive impact of the COVID-19 pandemic became an opportunity for the company because the public was increasingly literate about insurance, because awareness of health increased and was expected to have a positive impact on the insurance industry. Another opportunity was the number of BRI savings accounts which reached 351,599,277 accounts, this was a potential for BRI Life to penetrate BRI customers. In addition, the entry of New Shareholders (FWD Management Holdings Limited) in March 2021 also became an opportunity for the Company. FWD Management Holdings Limited became one of the new shareholders of BRI Life, with a

sebesar 29,8% per Agustus 2021. Masuknya FWD Management Holdings Limited sebagai pemegang saham baru diharapkan mampu dapat dioptimalkan untuk mendorong penerapan *best practice* bisnis asuransi jiwa mulai dari segi produk, teknologi maupun operasional.

Pandangan Atas Penerapan Tata Kelola Perusahaan

Dalam menjalankan kegiatan usahanya, BRI Life senantiasa menerapkan prinsip Tata Kelola Perusahaan Yang Baik (*Good Corporate Governance*/GCG) pada setiap aspek bisnisnya dengan mengacu kepada peraturan perundang-undangan yang berlaku. BRI Life meyakini bahwa unsur keterbukaan di lingkungan kerja dan proses kerja yang sesuai dengan tujuan dan mekanisme yang telah ditetapkan akan membantu Perusahaan bergerak maju. Oleh karena itu, implementasi GCG menjadi perhatian utama bagi Dewan Komisaris dalam menjalankan fungsi pengawasan dan pemberian nasihat kepada Direksi.

Dewan Komisaris berpendapat bahwa Direksi telah menerapkan GCG dengan efektif dan konsisten di 2021. Dalam menilai penerapan GCG di BRI Life, Dewan Komisaris memberikan penilaian terhadap sistem manajemen risiko, sistem pengendalian internal, dan *whistleblowing system*.

Sistem Manajemen Risiko

Sistem manajemen risiko yang diterapkan di BRI Life meliputi tahapan identifikasi, pengukuran, pengendalian dan pemantauan atau sesuai dengan ketentuan yang berlaku. Proses manajemen risiko tersebut dilakukan terhadap faktor-faktor risiko kuantitatif maupun kualitatif yang berpengaruh secara signifikan terhadap kondisi keuangan BRI Life.

1. Identifikasi
   BRI Life mengidentifikasi risiko dengan menganalisis seluruh karakteristik risiko yang melekat pada perusahaan dan risiko dari kegiatan usaha/proses bisnis di BRI Life. Proses identifikasi risiko akan sangat menentukan cakupan dan skala tahapan pengukuran, pemantauan dan pengendalian risiko.
2. Pengukuran
   Sistem pengukuran Risiko digunakan untuk mengukur Eksposur Risiko BRI Life sebagai acuan untuk melakukan pengendalian. Pengukuran dilakukan secara berkala baik untuk produk dan lini usaha maupun produk dan aktivitas bisnis. Metode pengukuran risiko dilakukan secara kuantitatif dan/atau kualitatif.
3. Pengendalian
   Proses pengendalian risiko dilaksanakan dengan memperhatikan sistem pengendalian internal BRI Life yang disusun sesuai dengan ketentuan yang berlaku dan bertujuan untuk mengelola risiko tertentu yang dapat membahayakan kelangsungan usaha perusahaan.
4. Pemantauan
   Asuransi BRI Life memiliki sistem dan prosedur pemantauan, antara lain mencakup pemantauan terhadap besarnya

share ownership composition of 29.8% as of August 2021. The entry of FWD Management Holdings Limited as a new shareholder was expected to be optimized to encourage the implementation of life insurance business best practices in terms of products, technology and operations.

Views on The Implementation of Corporate Governance

In carrying out its business activities, BRI Life always applies the principles of Good Corporate Governance (GCG) in every aspect of its business by referring to the applicable laws and regulations. BRI Life believes that the element of openness in the work environment and work processes in accordance with the goals and mechanisms that have been set will help the Company move forward. Therefore, the implementation of GCG becomes a major concern for the Board of Commissioners in carrying out its supervisory function and providing advice to the Board of Directors.

The Board of Commissioners believed that the Board of Directors implemented GCG effectively and consistently in 2021. In assessing the implementation of GCG at BRI Life, the Board of Commissioners provided an assessment of the risk management system, internal control system, and whistleblowing system.

Risk Management System

The risk management system implemented at BRI Life included the stages of identification, measurement, control and monitoring or in accordance with applicable regulations. The risk management process was carried out on quantitative and qualitative risk factors that had a significant effect on BRI Life's financial condition.

1. Identification
   BRI Life identified risks by analyzing all the characteristics of risks inherent in the company and risks from business activities/business processes at BRI Life. The risk identification process greatly determined the scope and scale of the risk measurement, monitoring and control stages.
2. Measurement
   The Risk measurement system was used to measure BRI Life's Risk Exposure as a reference for controlling. Measurements were carried out regularly for both products and business lines as well as products and business activities. The risk measurement method was carried out quantitatively and/or qualitatively.
3. Control
   The risk control process was carried out by considering BRI Life's internal control system prepared in accordance with applicable regulations and aims to manage certain risks that could endanger the company's business continuity.
4. Monitoring
   BRI Life Insurance had a monitoring system and procedure which included monitoring the amount of risk exposure, risk

eksposur Risiko, toleransi Risiko, dukungan dana limit internal, dan hasil *stress testing* maupun konsistensi pelaksanaan dengan kebijakan dan prosedur yang ditetapkan. Pemantauan dilakukan baik oleh unit pelaksana maupun oleh Satuan Kerja Manajemen Risiko.

Dalam melakukan pengukuran risiko, BRI Life menggunakan metode penilaian/pengukuran risiko secara kuantitatif dan/atau kualittatif. Metode tersebut berupa metode yang ditetapkan oleh regulator dalam rangka penilaian risiko maupaun metode yang dikembangkan sendiri oleh BRI Life. Hasil Penilaian Risiko Triwulan IV 2021 disusun berdasarkan *self assessment* dan data pendukung lainnya periode Desember 2021 (*unaudited*). Secara komposit, Profil Risiko BRI Life Triwulan IV tahun 2021 sebesar 1,84 atau berada pada risiko Sedang Rendah. Dari 9 (sembilan) risiko, terdapat 6 (enam) risiko yang mendapatkan peringkat risiko Sedang Rendah yaitu Risiko Strategi, Risiko Operasional, Risiko Asuransi, Risiko Kredit, Risiko Pasar, dan Risiko Reputasi. Sedangkan yang mendapat peringkat Rendah yaitu Risiko Likuiditas, Risiko Hukum dan Risiko Kepatuhan.

Perusahaan secara berkala melakukan evaluasi atas efektivitas sistem Manajemen Risiko Perusahaan dengan melakukan audit internal berbasis risiko oleh SKAI, serta *assessment* oleh Divisi Manajemen Risiko.

a. Audit Internal
   Audit internal yang dilakukan oleh Satuan Kerja Audit Intern menggunakan metodologi audit berbasis risiko (*Risk Based Audit*). Penetapan objek audit dan fokus kegiatan audit pada *auditable risk area*. Setelah proses audit, atas aktivitas Perusahaan yang berpengaruh signifikan pada Perusahaan dilaporkan ke Direksi untuk selanjutnya disusun langkah-langkah perbaikan ataupun antisipasinya.
b. *Risk Maturity Assessment*
   Melakukan secara berkala pengukuran tingkat pencapaian pelaksanaan Manajemen Risiko. Objek *assessment* adalah organ Perusahaan secara keseluruhan mulai dari Direksi sampai dengan tingkat manajemen di lapangan. Hasil assessment memberikan gambaran tingkat pencapaian praktik manajemen risiko yang dapat diperbandingkan dengan periode sebelumnya serta memberikan sejumlah masukan untuk meningkatkan pencapaian pada tahap berikutnya.

Perusahaan telah melakukan *Risk Maturity Assessment* internal untuk mengukur tingkat maturitas pelaksanaan dan penerapan manajemen risiko berada pada posisi *Managed* dengan skor sebesar 4,29.

Berdasarkan POJK 44 tahun 2020 pasal 7 ayat (3) huruf b, yaitu Direksi melaporkan pertanggungjawaban kepada Dewan Komisaris dan dewan Pengawas Syariah paling sedikit 1 (satu) kali dalam 6 (enam) bulan. Berdasarkan Pasal 8 ayat (3), Dewan Komisaris melakukan evaluasi pertanggungjawaban Direksi atas pelaksanaan kebijakan Manajemen Risiko paling sedikit 1 (satu) kali dalam 6 (enam) bulan. Direksi telah melaporkan

tolerance, internal limit fund support, and stress testing results as well as consistency of implementation with established policies and procedures. Monitoring was carried out both by the implementing unit and by the Risk Management Work Unit.

In measuring risk, BRI Life employed quantitative and/or qualitative risk assessment/measurement methods. The method was in the form of a method determined by the regulator in the context of risk assessment or a method developed by BRI Life itself. The results of the Risk Assessment Quarter IV 2021 were compiled based on the self-assessment and other supporting data for the period December 2021 (unaudited). Compositely, the Risk Profile of BRI Life in Quarter IV 2021 was 1.84 or was at Medium Low risk. Of the 9 (nine) risks, there were 6 (six) risks that obtained a Medium Low risk rating, namely Strategic Risk, Operational Risk, Insurance Risk, Credit Risk, Market Risk, and Reputational Risk. Meanwhile, those with low ratings were Liquidity Risk, Legal Risk and Compliance Risk.

The Company periodically evaluated the effectiveness of the Company's Risk Management system by conducting a risk-based internal audit by SKAI, as well as an assessment by the Risk Management Division.

a. Internal Audit
   The internal audit conducted by the Internal Audit Unit used a risk-based audit methodology (Risk Based Audit). Determination of audit object and focus of audit activities was on auditable risk areas. After the audit process, the Company's activities with a significant impact on the Company were reported to the Board of Directors for further improvement or anticipation measures.
b. Risk Maturity Assessment
   Periodically measuring the level of achievement of the implementation of Risk Management. The object of the assessment was the Company's organs as a whole, starting from the Board of Directors to the management level in the field. The results of the assessment provided an overview of the level of achievement of risk management practices that could be compared with the previous period and provided a number of inputs to improve achievement at the next stage.

The company conducted an internal Risk Maturity Assessment to measure the maturity level of the implementation, and the implementation of risk management was in the Managed position with a score of 4.29.

Based on POJK 44 of 2020 article 7 paragraph (3) letter b, the Board of Directors should report accountability to the Board of Commissioners and the Sharia Supervisory Board at least 1 (one) time in 6 (six) months. Based on Article 8 paragraph (3), the Board of Commissioners evaluated the accountability of the Board of Directors for the implementation of Risk Management policies at least 1 (one) time in 6 (six) months. The Board of Directors reported

pertanggungjawaban atas Penerapan Manajemen Risiko selama tahun 2021 dan dilakukan evaluasi oleh Dewan Komisaris berupa Tanggapan Dewan Komisaris atas laporan tersebut. Dewan Komisaris berpandangan bahwa kecukupan sistem manajemen risiko telah berjalan memadai.

responsibility for the Implementation of Risk Management during 2021, and an evaluation was carried out by the Board of Commissioners in the form of the Board of Commissioners' response to the report. The Board of Commissioners was in the view that the adequacy of the risk management system run adequately.

Sistem Pengendalian Internal

Dewan Komisaris dalam melaksanakan tugasnya dibantu oleh Komite Audit untuk memantau dan memastikan kecukupan dan efektivitas sistem pengendalian internal dan pelaksanaan tugas auditor internal dan auditor eksternal. Secara rutin Dewan Komisaris sudah menyampaikan hasil evaluasi atas pelaksanaan pengendalian internal dimaksud kepada Direksi, termasuk SKAI dalam bentuk masukan dan atau rekomendasi untuk perbaikan antara lain bidang *human capital*, proses bisnis, teknologi informasi, realisasi perbaikan manajemen, pelaksanaan fungsi kepatuhan, dan pelaksanaan *Quality Assurance & Improvement Program*. Selain itu, Dewan Komisaris juga telah memberikan masukan kepada Kantor Akuntan Publik yang ditunjuk melakukan audit Perseroan, sebagaimana diatur dalam Anggaran Dasar Perusahaan.

Internal Control System

The Board of Commissioners in carrying out their duties was assisted by the Audit Committee to monitor and ensure the adequacy and effectiveness of the internal control system and the implementation of the duties of the internal auditors and external auditors. The Board of Commissioners routinely submitted evaluation results on the implementation of internal controls to the Board of Directors, including SKAI in the form of input and or recommendations for improvement, including in the areas of human capital, business processes, information technology, realization of management improvements, implementation of compliance functions, and implementation of Quality Assurance & Improvement Programs. In addition, the Board of Commissioners also provided input to the Public Accounting Firm appointed to audit the Company, as stipulated in the Company's Articles of Association.

Dewan Komisaris berpandangan bahwa secara umum pengendalian internal Perusahaan telah memadai. Kegiatan audit telah dilaksanakan seluruhnya sesuai dengan Perencanaan Audit Tahunan (PAT). Untuk meningkatkan efektivitas pelaksanaan audit, Dewan Komisaris telah meminta kepada Direksi untuk memastikan kecukupan jumlah auditor sesuai kompetensi yang dibutuhkan serta memastikan ketersediaan sistem dan prosedur audit yang memadai untuk mewujudkan kinerja audit internal yang lebih baik.

The Board of Commissioners viewed that in general the Company's internal control was adequate. All audit activities were carried out in accordance with the Annual Audit Planning (PAT). To improve the effectiveness of the audit, the Board of Commissioners asked the Board of Directors to ensure the adequacy of the number of auditors according to the required competencies and to ensure the availability of adequate audit systems and procedures to achieve better internal audit performance.

Temuan audit oleh otoritas pengawas seluruhnya telah ditindaklanjuti, namun demikian temuan auditor eksternal maupun Satuan Kerja Audit Internal (SKAI) masih terdapat beberapa temuan berulang. Sehingga peran Satuan Kerja Audit Internal (SKAI) sebagai third line of defence perlu ditingkatkan untuk memastikan bahwa seluruh temuan auditor, baik internal maupun ekstermal telah ditindaklanjuti dan diselesaikan. Oleh karena itu, dukungan dari semua pihak, khususnya manajemen dan para pemimpin unit kerja dalam menjalankan perannya sebagai *First line of defence and second line of defence* sangat dibutuhkan untuk membangun kerangka *three line of defence* yang kuat dan efektif.

The audit findings by the supervisory authorities hadall been followed up, however, the findings of the external auditors and the Internal Audit Unit (SKAI) still had some recurring findings. Therefore, the role of the Internal Audit Unit (SKAI) as the third line of defense needed to be increased to ensure that all auditor findings, both internal and external, had been followed up and resolved. Therefore, support from all parties, especially management and work unit leaders in carrying out their roles as the first line of defense and second line of defense was significantly needed to build a strong and effective three line of defense framework.

Strategi *Anti Fraud* dan Pengendalian Gratifikasi

Manajemen telah melakukan berbagai perbaikan sistem dan prosedur, serta pemberian sanksi yang tegas kepada pelaku *fraud*. Namun demikian pada tahun 2021, jumlah kejadian *fraud* maupun jumlah kerugian finansial akibat *fraud* cenderung meningkat dibandingkan tahun sebelumnya. Dewan Komisaris selalu memberikan perhatian yang serius terhadap peningkatan

Anti Fraud Strategy and Gratituity Control

Management made various improvements to systems and procedures, as well as imposing strict sanctions on perpetrators of fraud. However, in 2021, the number of fraud incidents and the number of financial losses due to fraud tended to increase compared to the previous year. The Board of Commissioners gave serious attention to the increase in the incidence of fraud

kejadian *fraud* tersebut karena berkaitan dengan risiko hukum maupun risiko reputasi yang dihadapi Perusahaan. Sebagai salah satu perhatian serius tersebut, Dewan Komisaris telah mendorong Direksi untuk mencegah terjadinya *fraud* dan melakukan pengendalian *fraud*, sesuai dengan pilar *anti fraud* yaitu pencegahan, deteksi, investigasi dan evaluasi. Selain itu, *law enforcement* disertai *punishment* yang tegas telah diterapkan terhadap pelaku *fraud*, sehingga untuk waktu yang akan datang diharapkan Perusahaan terbebas (*zero*) *fraud*.

Dewan Komisaris berpandangan bahwa secara umum strategi anti fraud dan pengendalian gratifikasi Perusahaan sudah dilaksanakan dengan baik. Dewan Komisaris terus mendorong agar Perusahaan harus senantiasa menjaga kepercayaan pemegang polis dan pemangku kepentingan lainnya dengan tidak memberikan toleransi terjadinya *fraud*. Dalam rangka membangun komitmen pengendalian gratifikasi, Perusahaan telah melakukan pembaharuan kebijakan, melakukan sosialisasi kembali kepada seluruh insan perusahaan, melakukan pelaporan gratifikasi kepada KPK, sesuai ketentuan yang berlaku. Dewan Komisaris bersama Direksi telah menyusun kebijakan Pedoman Pengendalian Anti Gratifikasi dan Anti Korupsi.

Perusahaan telah membuat kebijakan tertulis tentang larangan pemberian dan penerimaan gratifikasi dalam bentuk apapun, sesuai peraturan perundang-undangan yang berlaku. Direksi telah membentuk Unit Pengendalian Gratifikasi. Unit Pengendalian Gratifikasi tersebut bertanggungjawab untuk melakukan pemantauan dan pelaporan gratifikasi yang terjadi di Perusahaan. Selain itu, dalam rangka membangun komitmen anti suap, sejak tanggal 13 September 2021, Perusahaan telah mendapatkan sertifikat Sistem Manajemen Anti Penyuapan, SNI ISO 37001:2016 dari Sucofindo International Certification Services.

Whistleblowing System

Dewan Komisaris memandang bahwa dalam rangka meningkatkan kualitas penerapan tata kelola perusahaan yang baik, maka *Whistleblowing System* (WBS) memiliki peran yang sangat penting. WBS merupakan bagian dari upaya menjaga budaya kepedulian pada lingkungan kerja Perusahaan yang kondusif. Perusahaan telah memiliki dan memperbaharui kebijakan tentang WBS serta mengelola WBS dengan membuka saluran komunikasi melalui e-mail, SMS, dan whatsApp.

BRI Life berkomitmen untuk memberikan perlindungan kepada pelapor atas kerahasiaan informasi yang dilaporkan dan hanya menggunakan informasi tersebut sebagai sumber informasi awal dalam proses ivestigasi tanpa mengungkapkan identitas pelapor. BRI Life akan memberikan perlindungan kepada Pelapor dari ancaman yang diterima, isolasi, penurunan jabatan, pencegahan peningkatan, dimutasi, pemecatan, intimidasi, dikorbankan atau bentuk lain dari pelecehan apabila melaporkan kegiatan pelaporan ini. Perusahan berkomitmen memberikan perlidungan kepada Pelapor dan menindaklanjuti perbuatan intimidasi/ancaman Pihak terlapor sesuai dengan aturan Kode Etik yang berlaku di Perusahaan.

because it was related to legal risk and reputation risk faced by the Company. As one of these serious concerns, the Board of Commissioners encouraged the Board of Directors to prevent fraud and control fraud, in accordance with the anti-fraud pillars, namely prevention, detection, investigation and evaluation. In addition, law enforcement accompanied by strict punishments had been applied to fraud perpetrators, so that in the future it was hoped that the Company would be free of (zero) fraud.

The Board of Commissioners was of the view that in general the Company's anti-fraud and gratituity control strategies had been implemented well. The Board of Commissioners continued to encourage the Company to always maintain the trust of policyholders and other stakeholders by not tolerating fraud. In order to build a commitment to gratituity control, the Company made policy updates, re-socialized to all company personnel, carried out gratituity reports to the Corruption Eradication Commision, in accordance with applicable regulations. The Board of Commissioners together with the Board of Directors formulated the Anti-Gratituity and Anti-Corruption Control Guidelines policy.

The company made a written policy regarding the prohibition of giving and receiving gratuities in any form, in accordance with the prevailing laws and regulations. The Board of Directors established a Gratituity Control Unit. The Gratituity Control Unit was responsible for monitoring and reporting gratuities that occured in the Company. In addition, in order to build an anti-bribery commitment, since September 13, 2021, the Company obtained the Anti-Bribery Management System certificate, SNI ISO 37001:2016 from Sucofindo International Certification Services.

Whistleblowing System

The Board of Commissioners viewed that in order to improve the quality of the implementation of good corporate governance, the Whistleblowing System (WBS) had a very important role. WBS became a part of the effort to maintain a culture of concern for the Company's conducive work environment. The company had and updated the WBS policy and manages the WBS by opening communication channels via e-mail, SMS, and WhatsApp.

BRI Life was committed to providing protection to the whistleblower for the confidentiality of the reported information and only used the information as an initial source of information in the investigation process without revealing the identity of the reporter. BRI Life provided protection to the Whistleblower from threats received, isolation, demotion, prevention of promotion, transfer, dismissal, intimidation, victimization or other forms of harassment when reporting this reporting activity. The Company committed to providing protection to the Reporting Party and following up on acts of intimidation/threats to the Reported Party in accordance with the Code of Ethics applicable in the Company.

BRI Life telah menyusun mekanisme penanganan pengaduan. Setiap laporan akan diterima dan dikelola Divisi Kepatuhan & Legal untuk selanjutnya dilaporkan kepada Direktur Utama melalui Direktur Kepatuhan. Untuk laporan indikasi pelanggaran yang memerlukan investigasi/pemeriksaan khusus, maka setelah mendapati persetujuan Direktur Kepatuhan & Legal akan diteruskan kepada Satuan Kerja Audit Intern (SKAI) atau Unit Kerja Investigasi untuk dilakukan investigasi/pemeriksaan khusus. Jika terlapor untuk Direktur Utama dan Direktur lainnya maka Unit Pengelola WBS akan mengajukan rekomendasi tindak lanjut pelaporan kepada Dewan Komisaris. Dewan Komisaris melalui Komite Audit berperan dalam me-*review* pelaksanaan tanggung jawab Divisi Satuan Pengawas Internal terkait dengan penerapan WBS.

Selama tahun 2021, jumlah laporan WBS adalah sebanyak 11 (sebelas) pengaduan dan dalam status telah selesai diproses. Dewan Komisaris berpandangan bahwa penerapan WBS di Perusahaan telah berjalan dengan baik. Dewan Komisaris secara periodik melakukan pemantauan dan memastikan bahwa WBS telah ditindaklanjuti Direksi secara efektif sesuai ketentuan yang berlaku.

BRI Life developed a complaint handling mechanism. Each report was received and managed by the Compliance & Legal Division to be further reported to the President Director through the Compliance Director. For reports on indications of violations that required special investigations/inspections, after obtaining approval from the Director of Compliance & Legal, they were forwarded to the Internal Audit Unit (SKAI) or the Investigation Work Unit for special investigations/inspections. If reported to the President Director and other Directors, the WBS Management Unit submitted recommendations for follow-up reporting to the Board of Commissioners. The Board of Commissioners through the Audit Committee played a role in reviewing the implementation of the responsibilities of the Internal Supervisory Unit related to the implementation of the WBS.

During 2021, the number of WBS reports was 11 (eleven) complaints and the status had been completed. The Board of Commissioners was in the view that the implementation of WBS in the Company went well. The Board of Commissioners periodically monitored and ensured that the WBS had been followed up by the Board of Directors effectively in accordance with applicable regulations.

Penilaian Kinerja Komite-Komite di Bawah Dewan Komisaris

Dasar Penilaian Kinerja Komite di tahun 2021 adalah realisasi pencapaian dari Program Kerja Komite Dewan Komisaris tahun 2021 yang telah disusun dan ditetapkan sebelumnya. Indikasi yang digunakan adalah pelaksanaan rapat dan kunjungan kerja sebagai media untuk menyampaikan hasil analisis dan rekomendasi yang menjadi *concern* Dewan Komisaris.

Dewan Komisaris menilai Kinerja Komite di bawah Dewan Komisaris sudah berperan dan sangat optimal antara lain dengan memberikan masukan kepada Dewan Komisaris dalam melaksanakan tugas, tanggung jawab, dan kewenangannya sesuai dengan Piagam Komite yang bersangkutan dan ketentuan yang berlaku.

Performance Assessment of Committees Under The Board of Commissioners

The basis for the Committee's Performance Assessment in 2021 became the realization of the achievements of the 2021 Board of Commissioners Committee Work Program prepared and determined previously. The indications were the implementation of meetings and working visits as a medium to convey the results of the analysis and recommendations that were the concern of the Board of Commissioners.

The Board of Commissioners assessed that the performance of the Committees under the Board of Commissioners had played a very optimal role by providing input to the Board of Commissioners in carrying out their duties, responsibilities and authorities in accordance with the relevant Committee Charter and applicable regulations.

Perubahan Komposisi Dewan Komisaris

Selama tahun 2021, telah terjadi perubahan komposisi Dewan Komisaris yang dilaksanakan sesuai dengan kebutuhan Perusahaan sebagaimana penjelasan berikut:

KOMPOSISI DEWAN KOMISARIS SEBELUM RUPS TAHUNAN

Komposisi Dewan Komisaris sebelum RUPS Tahunan sebanyak 4 (empat) orang yang terdiri dari 1 (satu) orang Komisaris Utama dan 3 (tiga) orang Komisaris Independen. Seluruh anggota Dewan Komisaris berdomisili di wilayah kerja Kantor Pusat BRI Life. Komposisi dan dasar pengangkatan Dewan Komisaris adalah sebagai berikut.

Changes in Board of Commissioners' Composition

During 2021, there has been a change in the composition of the Board of Commissioners carried out in accordance with the needs of the Company as explained below:

COMPOSITION OF THE BOARD OF COMMISSIONERS BEFORE ANNUAL GMS

The composition of the Board of Commissioners prior to the Annual GMS was 4 (four) people consisting of 1 (one) President Commissioner and 3 (three) Independent Commissioners. All members of the Board of Commissioners were domiciled in the working area of the BRI Life Head Office. The composition and basis for the appointment of the Board of Commissioners was as follows.

Muhammad Syafri Rozi : Komisaris Utama
Eko Wahyu Andriastono : Komisaris Independen
Premita Fifi Widhiawati : Komisaris Independen
Mulabasa Hutabarat : Komisaris Independen

KOMPOSISI DEWAN KOMISARIS SETELAH RUPS TAHUNAN

Pada tanggal 15 April 2021, RUPS Tahunan memutuskan perubahan susunan pengurus perusahaan sebagai berikut:

1. Memberhentikan dengan hormat anggota Dewan Komisaris Bapak Mulabasa Hutabarat, sebagai Komisaris Independen.

2. Selanjutnya pada RUPS Tahunan yang sama, memutuskan dan mengangkat:
   - Ubaidillah Nugraha, sebagai Komisaris Independen.
   - Jonathan Hekster, sebagai Komisaris.

Sehingga komposisi Dewan Komisaris setelah RUPS Tahunan yaitu sebanyak 5 (lima) orang yang terdiri dari 1 (satu) orang Komisaris Utama, 3 (tiga) orang Komisaris Independen dan 1 (satu) orang Komisaris. Seluruh Dewan Komisaris berdomisili di wilayah kerja Kantor Pusat BRI Life. Komposisi dan dasar pengangkatan Dewan Komisaris adalah sebagai berikut.

Muhammad Syafri Rozi : Komisaris Utama
Eko Wahyu Andriastono : Komisaris Independen
Premita Fifi Widhiawati : Komisaris Independen
Ubaidillah Nugraha : Komisaris Independen
Jonathan Hekster : Komisaris

Penutup

Dewan Komisaris pada kesempatan yang sangat baik ini menyampaikan terima kasih dan apresiasi kepada Direksi beserta seluruh *Stakeholder* yang telah memberikan kepercayaan, dukungan dan kontribusi yang positif kepada Perusahaan, sehingga pada tahun 2021 Perusahaan mampu bertumbuh secara positif, meraih kinerja lebih baik dibandingkan tahun sebelumnya.

Semoga pada tahun 2022 dan tahun-tahun berikutnya Perusahaan terus bisa bertumbuh secara sehat dan berkelanjutan sehingga mampu memberikan nilai tambah yang optimal kepada seluruh pemangku kepentingan.

Muhammad Syafri Rozi : President Commissioner
Eko Wahyu Andriastono : Independent Commissioner
Premita Fifi Widhiawati : Independent Commissioner
Mulabasa Hutabarat : Independent Commissioner

COMPOSITION OF THE BOARD OF COMMISSIONERS AFTER THE ANNUAL GMS

On April 15, 2021, the Annual GMS decided to change the composition of the company's management as follows:

1. Dismissing with honor a member of the Board of Commissioners, Mr. Mulabasa Hutabarat, as an Independent Commissioner.
2. Subsequently, at the same Annual GMS, deciding and appointing:
   - Ubaidillah Nugraha, as Independent Commissioner.
   - Jonathan Hekster, as Commissioner.

Hence, the composition of the Board of Commissioners after the Annual GMS was 5 (five) people consisting of 1 (one) President Commissioner, 3 (three) Independent Commissioners and 1 (one) Commissioner. All of the Board of Commissioners were domiciled in the working area of the BRI Life Head Office. The composition and basis for the appointment of the Board of Commissioners was as follows.

Muhammad Syafri Rozi : President Commissioner
Eko Wahyu Andriastono : Independent Commissioner
Premita Fifi Widhiawati : Independent Commissioner
Ubaidillah Nugraha : Independent Commissioner
Jonathan Hekster : Commissioner

Closing

The Board of Commissioners on this excellent opportunity expressed their gratitude and appreciation to the Board of Directors and all stakeholders who had given trust, support and positive contributions to the Company, so that in 2021 the Company was able to grow positively, achieving better performance than the previous year.

We expected that in 2022 and the following years, the Company would continue to grow in a healthy and sustainable manner to provide optimal added value to all stakeholders.

Jakarta, Mei 2022 / Jakarta, May 2022

Atas Nama Dewan Komisaris / On behalf of the Board of Commissioners

Muhammad Syafri Rozi

Komisaris Utama / President Commissioner

Direksi Board of Directors

dari kiri ke kanan / from left to right

Sutadi (Direktur Pemasaran Director of Marketing), **I Dewa Gede Agung** (Direktur Kepatuhan dan Legal Director of Compliance and Legal), **Yosie William Iroth** (Direktur Operasional Director of Operations), **Lim Chet Ming** (Direktur Keuangan Director of Finance), **Iwan Pasila** (Direktur Utama President Director)

Dewan Komisaris Board of Commissioners

dari kiri ke kanan / from left to right

Muhammad Syafri Rozi (Komisaris Utama President Commissioner), **Ubaidillah Nugraha** (Komisaris Independen Independent Commissioner), **Premita Fifi Widhiawati** (Komisaris Independen Independent Commissioner), **Jonathan Hekster** (Komisaris Commissioner), **Eko Wahyu Andriastono** (Komisaris Independen Independent Commissioner)

KH. Dr. Mohamad Hidayat, MBA, M.H.
Ketua Dewan Pengawas Syariah
Chairman of the Sharia Supervisory Board

Para Pemegang Saham dan Pemangku Kepentingan yang Terhormat,

***Assalamualaikum Warohmatullahi Wabarokatuh Bismillaahirrohmaanirrohiim. Alhamdulillaahi Rabbil 'Aalamin, Wa Shalatu Wa Salamu 'Ala Nabiyyina Muhammad, Wa 'Ala Aalihi Wa Shahbihi Wa Sal/am, Ammo Ba'du. Alhamdulillah*, puji dan syukur kita panjatkan kehadirat Allah SWT atas rahmat dan karunia-Nya kepada kita semua. Sholawat dan serta salam semoga tercurah untuk Baginda Rasulullah SAW, beserta seluruh keluarga dan kerabatnya.**

Laporan Dewan Pengawas Syariah

The Board of Sharia Supervisory's Report

Situasi pandemi COVID-19 yang berkepanjangan di Tahun 2021 ini menjadi pelajaran baru bagi para penggiat bisnis. Menata kembali strategi dan model bisnis agar mampu bertahan dalam situasi yang menantang dan penuh hikmah ini. Namun demikian, Alhamdulillah, BRI Life mampu menutup tahun 2021 dengan *husnul khotimah* atau dengan catatan yang baik berupa ragam pencapaian yang positif.

Alhamdulillah, Perusahaan masih secara konsisten menunjukkan etas kerja yang baik dan membukukan hasil kinerja yang menggembirakan di tengah kondisi ekonomi yang tengah bergejolak.

Sepanjang 2021, Dewan Pengawas telah menjalankan tugas dan tanggung jawabnya sebagai pengawas untuk memastikan operasional Perusahaan, khususnya untuk unit syariah agar senantiasa menjalankan usahanya sesuai dengan apa yang diamanatkan dalam Peraturan Otoritas Jasa Keuangan (POJK) Nomor 69/POJK.05/2016 tentang Penyelenggaraan Usaha Perusahaan Asuransi, Perusahaan Asuransi Syariah, Perusahaan Reasuransi dan Perusahaan Reasuransi Syariah, sehingga fungsi pengawasan terhadap penerapan prinsip syariah sejalan dalam mewujudkan *Good Corporate Governance*.

The prolonged COVID-19 pandemic situation in 2021 became a new lesson for business activists. It required rearrangment of strategies and business models to be able to survive in this challenging and wise situation. However, Alhamdulillah, BRI Life was able to close 2021 with husnul khotimah or with a good record in the form of a variety of positive achievements.

Alhamdulillah, the Company consistently demonstrated a good work ethic and posted encouraging performance results in the midst of turbulent economic conditions.

Throughout 2021, the Supervisory Board carried out its duties and responsibilities as a supervisor to ensure the Company's operations, especially for the sharia unit, so that they always run their business in accordance with what has been mandated in the Financial Services Authority Regulation (POJK) Number 69/POJK.05/2016 concerning Business Operations of Insurance Companies, Sharia Insurance Companies, Reinsurance Companies and Sharia Reinsurance Companies, so that the supervisory function of the implementation of sharia principles was in line with realizing Good Corporate Governance.

Penilaian Kinerja Unit Usaha Syariah 2021

Dewan Pengawas Syariah turut bersyukur atas komitmen yang tetap konsisten terjaga dalam mengembangkan Unit Usaha Syariah di BRI Life. Dewan Pengawas Syariah berpendapat bahwa Dewan Komisaris dan Direksi telah berupaya terjun langsung dan membantu dalam mengembangkan Unit Usaha Syariah BRI Life. Hal ini tercermin dari berlangsungnya rapat Dewan Komisaris, Direksi dan Dewan Pengawas Syariah beserta jajaran manajemen terkait unit usaha syariah secara reguler.

Performance Assessment of Sharia Business Units 2021

The Sharia Supervisory Board was also grateful for the commitment that was consistently maintained in developing the Sharia Business Unit at BRI Life. The Sharia Supervisory Board was of the opinion that the Board of Commissioners and the Board of Directors directly participated and assisted in developing the Sharia Business Unit of BRI Life. This was reflected in the regular meetings of the Board of Commissioners, Board of Directors and Sharia Supervisory Board as well as management related to sharia business units.

Dear Shareholders and Stakeholders,

Assalamualaikum Warohmatullahi Wabarokatuh
Bismillaahirrohmaanirrohiim. Alhamdulillaahi Rabbil 'Aalamin, Wa Shalatu Wa Salamu 'Ala Nabiyyina Muhammad, Wa 'Ala Aalihi Wa Shahbihi Wa Sal/am, Ammo Ba'du.
Alhamdulillah, Praise and gratitude will always be address to the presence of Allah SWT for His mercy and grace to all of us. Sholawat and salam may be given to the Prophet Muhammad SAW, along with all his family and relatives.

Dewan Pengawas Syariah mengapresiasi upaya manajemen dalam mendukung pembangunan infrastruktur teknologi, perluasan jalur distribusi pemasaran dan pengembangan produk baru guna meningkatkan pendapatan ujroh dari pengelolaan dana *tabarru*' dan dana investasi peserta sehingga mampu meningkatkan perolehan laba Perusahaan.

Pembinaan dan pengembangan *human capital* yang dilakukan oleh BRI Life cukup suportif dalam memberikan pembekalan materi ruhiah, kompetensi dan materi keterampilan kerja baik dalam bentuk tausiah, pelatihan, seminar serta sertifikasi guna membentuk insan yang bertakwa, berakhlak dan profesional. Jajaran Manajemen Eksekutif pun turut berperan aktif dalam memberikan arahan dan nasehat untuk mengawal perkembangan perusahaan guna mencapai target kinerja secara optimal. Pemegang saham pun turut berperan dalam memberikan pilihan *market segmentation* dan pengembangan *digital operation*.

The Sharia Supervisory Board appreciated the management's efforts in supporting the development of technology infrastructure, expansion of marketing distribution channels and the development of new products in order to increase ujroh income from the management of tabarru' funds and participant investment funds to increase the Company's profit.

The guidance and development of human capital carried out by BRI Life was quite supportive in providing spiritual materials, competencies and work skills materials in the form of tausiah (preaching), training, seminars and certifications to form ulemas, moral and professional people. Executive Management also played an active role in providing direction and advice to oversee the company's development in order to achieve optimal performance targets. Shareholders also played a role in providing market segmentation options and developing digital operations.

Evaluasi Terhadap Penerapan Strategi Produk Syariah

Dampak COVID-19 masih terasa hingga akhir tahun 2021, Unit Usaha Syariah mulai mengevaluasi kerjasama bisnis yang memberikan dampak negatif terhadap dana *tabarru*', beberapa produk perlu di *review* kembali dengan meningkatnya rasio klaim pada dana tabarru' tersebut. Kami bersyukur bahwa proses pemurnian unit syariah melalui mekanisme *spin off* masih terus dijalankan oleh manajemen BRI Life. Dewan Pengawas Syariah mendukung dan mendorong agar tim syariah dapat memenuhi amanat dari pemegang saham agar semua proses yang kita lakukan untuk *spin off* ini sesuai dengan peraturan yang berlaku.

Evaluation of Sharia Product Strategy Implementation

The impact of COVID-19 was still felt until the end of 2021, and the Sharia Business Unit began to evaluate business collaborations that had a negative impact on the tabarru' fund. Several products needed to be reviewed again with the increasing ratio of claims to the tabarru' fund. We were grateful that the BRI Life management continued to carry out the purification process of the sharia unit through the spin off mechanism. The Sharia Supervisory Board supported and encouraged the sharia team to fulfill the mandate of the shareholders so that all the processes were in accordance with applicable regulations.

Penilaian dan Arahan Terhadap Produk Syariah BRI Life

Dewan Pengawas Syariah BRI Life dengan ini menyatakan bahwa kegiatan operasional atas produk-produk dan jasa yang dikeluarkan Perusahaan selama periode tahun 2021 secara umum telah sesuai dengan fatwa-fatwa Dewan Syariah Nasional-Majelis Ulama Indonesia dan opini yang dikeluarkan oleh Dewan Pengawas Syariah.

Di tahun 2021 ini, Dewan Pengawas Syariah telah mengeluarkan opini atau pernyataan kesesuaian syariah antara lain:

1. *Annual Disclosure* terhadap Benturan Kepentingan.
2. Lembar persetujuan DPS atas kebijakan umum Manajemen Risiko Syariah.
3. Opini Dewan Pengawas Syariah tentang fitru wakaf produk bri life link proteksi syariah.
4. Opini Dewan Pengawas Syariah tentang fitur wakaf produk brilife link optima syariah.
5. Kebijakan penerapan ISO 37001:2016 tentang system manajemen anti penyuapan BRI Life.

Assessment And Direction of BRI Life Sharia Products

The Sharia Supervisory Board of BRI Life hereby declard that the operational activities of the products and services issued by the Company during the period of 2021 were generally in accordance with the fatwas of the National Sharia Council-Indonesian Ulema Council and the opinion issued by the Sharia Supervisory Board.

In 2021, the Sharia Supervisory Board issued an opinion or statement of sharia compliance, including:

1. Annual Disclosure against Conflict of Interest.
2. The Board of Sharia Supervisory approval sheet on the general policy of Sharia Risk Management.
3. Opinion of the Sharia Supervisory Board regarding the fitru of waqf of bri life link sharia protection products.
4. Opinion of the Sharia Supervisory Board regarding the waqf feature of the brilife link optima sharia product.
5. Policy on the implementation of ISO 37001:2016 regarding the BRI Life anti-bribery management system.

6. Evaluasi kebijakan Manajemen Risiko dan pertanggungjawaban direksi tas pelaksanaan Kebijakan Manjemen Risiko.

7. Opini Dewan pengawas syariah tentang Ajisaka Prima Syariah

Pandangan DPS Terhadap Prospek Usaha Syariah

Penerapan GCG secara Prinsip Syariah Berdasarkan hasil pengamatan di tahun 2021, Dewan Pengawas Syariah tidak menemukan praktik operasional yang melanggar prinsip-prinsip Syariat Islam dan telah melaksanakan usaha sesuai dengan prinsip syariah, regulasi yang berlaku serta Fatwa Dewan Syariah Nasional MUI dan opini Dewan Pengawas Syariah.

Pada tahun 2021, BRI Life telah berupaya untuk menjalankan roda usaha sesuai dengan regulasi dan terus menanamkan nilai-nilai budaya kerja yang telah menjadi kesepakatan bersama guna mengarahkan seluruh pekerja agar berperilaku sesuai dengan nilai-nilai Perusahaan. Pencapaian kinerja di tahun ini pun tidak terlepas dari dukungan dan komitmen seluruh jajaran Manajemen dan Pekerja BRI life dalam menerapkan prinsip-prinsip dasar Tata Kelola Perusahaan yang baik secara konsisten. Sementara itu, Dewan Pengawas Syariah menilai bahwa Dewan Komisaris dan Direksi telah membangun hubungan yang konstruktif. Hal ini tercermin dari upaya Dewan Komisaris yang selalu memacu dan memonitor secara intensif Direksi dalam rangka menggapai kinerja usaha yang berkelanjutan. Hal tersebut diwujudkan melalui *review* atas Rencana Kerja dan Anggaran Perseroan (RKAP) dan melakukan pemantauan pelaksanaan serta pencapaiannya melalui rapat Dewan Komisaris maupun rapat bersama Direksi yang dilakukan secara rutin.

Indonesia di tahun 2022 masih diawali dengan kondisi pandemi COVID-19 serta pemulihan dampak ekonomi, oleh karena itu Dewan Pengawas Syariah berharap agar BRI Life dapat terus berhati-hati dalam melakukan investasi serta menerapkan kebijakan yang mampu mengarah pada titik keseimbangan antara efektif dan efisien dengan cermat untuk berkomitmen pada bisnis yang telah dijalankan hingga saat ini. DPS juga berharap BRI Life mampu meningkatkan kinerjanya semaksimal dan sebaik mungkin dengan tetap menjaga pemenuhan prinsip kehati-hatian dan prinsip syariah dalam menjalankan kegiatan operasionalnya.

Dewan Pengawas Syariah percaya bahwa manajemen telah berikhtiar dengan baik. Ikhtiar tersebut diwujudkan dengan merumuskan dan mengimplementasikan strategi, analisis dan pengendalian risiko serta penerapan praktek tata kelola sesuai dengan regulasi. Segenap manajemen pun telah menunjukkan kemampuannya untuk tetap mengawal jalannya usaha di tengah persaingan dan dinamika yang ada.

6. Evaluation of the Risk Management policy and the accountability of the board of directors for the implementation of the Risk Management Policy.
7. Opinion of the Sharia Supervisory Board regarding Ajisaka Prima Syariah

The Board of Sharia Supervisory View on Sharia Business Prospects

In the implementation of GCG in Sharia Principles Based on observations in 2021, the Sharia Supervisory Board did not find any operational practices that violated Islamic Sharia principles and had conducted business in accordance with sharia principles, applicable regulations and the Fatwa of the National Sharia Council of MUI and the opinion of the Sharia Supervisory Board.

In 2021, BRI Life made efforts to run the business in accordance with regulations and continue to instill the values of a work culture that became a collective agreement to direct all employees to behave in accordance with the Company's values. The achievement of this year's performance was inseparable from the support and commitment of all BRI Life Management and Employees in consistently applying the basic principles of Good Corporate Governance. Meanwhile, the Sharia Supervisory Board considered that the Board of Commissioners and the Board of Directors had built a constructive relationship. This could be reflected in the efforts of the Board of Commissioners who always encouraged and intensively monitored the Board of Directors in order to achieve sustainable business performance. This was realized through a review of the Company's Work Plan and Budget (RKAP) and monitoring its implementation and achievements through regular meetings of the Board of Commissioners and joint meetings of the Board of Directors.

Indonesia in 2022 still suffered from the COVID-19 pandemic and the recovery of the economic impact, therefore the Sharia Supervisory Board expected that BRI Life can continue to be careful in investing and implement policies to lead to a balance point between effectiveness and efficiency carefully to the business that had been run to date. The Board of Sharia Supervisory also expected that BRI Life would be able to improve its performance to the maximum extent possible while maintaining compliance with prudential principles and sharia principles in carrying out its operational activities.

The Sharia Supervisory Board believed that the management had put in a good effort. These efforts were realized by formulating and implementing strategies, risk analysis and control as well as implementing governance practices in accordance with regulations. The entire management also showed their ability to keep monitoring the running of the business in the midst of competition and existing dynamics.

Perubahan Komposisi Anggota Dewan Pengawas Syariah

Per 31 Desember 2021, tidak terjadi perubahan komposisi anggota Dewan Pengawas Syariah. Komposisi dan dasar pengangkatan Dewan Pengawas Syariah adalah sebagai berikut.

KH. Dr. Mohamad Hidayat, MBA, M.H. : Ketua
Ir. H. Agus Haryadi, AAAIJ, FIIS : Anggota
Hj. Siti Haniatunnisa, LLB, M.H : Anggota

Changes in Composition of Sharia Supervisory Board Members

As of December 31, 2021, there was no change in the composition of the members of the Sharia Supervisory Board. The composition and basis for the appointment of the Sharia Supervisory Board are as follows.

KH. Dr. Mohamad Hidayat, MBA, M.H. : Chairman
Ir. H. Agus Haryadi, AAAIJ, FIIS : Member
Hj. Siti Haniatunnisa, LLB, M.H : Member

Penutup

Kami berharap seluruh insan BRILian tetap semangat, yakin, solid bekerja sama untuk dapat mencapai target, visi dan misi yang diharapkan. Dan tentunya kita berharap, seluruh yang kita raih tidak hanya berorientasi pada nilai nilai kuantitatif dan nominatif saja namun juga pada aspek kualitatif. Kita penuhi peraturan perundangan, kita jaga nilai nilai moral serta norma-norma agama yang kita anut. Semoga BRI Life senantiasa diberkati, dirahmati dan diberkahi oleh Allah SWT.

Wassalamualaikum Warohmatullahi Wabarokatuh.

Closing

We expected that all BRILian personnel would remain enthusiastic, confident, and solidly work together to achieve the expected targets, vision and mission. In addition, of course we also expected that everything that had been achieved was not only oriented to quantitative and nominative values, but also to qualitative aspects. We complied with the laws and regulations, we maintained the moral values and religious norms that we adhered to. May BRI Life always be blessed by Allah SWT.

Wassalamualaikum Warohmatullahi Wabarokatuh.

Jakarta, Mei 2022 / Jakarta, May 2022

Atas Nama Dewan Pengawas Syariah / On behalf of the Board of Sharia Supervisory

KH. Dr. Mohamad Hidayat, MBA, M.H.

Ketua Dewan Pengawas Syariah / Chairman of the Sharia Supervisory Board

Dewan Pengawas Syariah The Board of Sharia Supervisory

dari kiri ke kanan / from left to right

Hj. Siti Haniatunnisa, LLB, M.H (Anggota Dewan Pengawas Syariah Member of the Sharia Supervisory Board), **KH. Dr. Mohamad Hidayat, MBA, M.H** (Ketua Dewan Pengawas Syariah Chairman of the Sharia Supervisory Board), **Ir. H. Agus Haryadi, AAAIJ, FIIS** (Anggota Dewan Pengawas Syariah Member of the Sharia Supervisory Board)

Surat Pernyataan
Anggota Direksi dan Anggota Dewan Komisaris
tentang Tanggung Jawab Atas Laporan Tahunan Tahun 2021
PT Asuransi BRI Life

Kami yang bertanda tangan di bawah ini menyatakan bahwa semua informasi dalam Laporan Tahunan PT Asuransi BRI Life tahun 2021 telah dimuat secara lengkap dan bertanggung jawab penuh atas kebenaran isi Laporan Tahunan perusahaan.

Demikian pernyataan ini dibuat dengan sebenarnya.

Jakarta, Mei 2022

DIREKSI
Directors

Iwan Pasila
Direktur Utama
President Director

Yosie Wiliam Iroth
Direktur Operasional
Director of Operations

Lim Chet Ming
Direktur Keuangan
Director of Finance

Sutadi
Direktur Pemasaran
Director of Marketing

Statement Letter
Members of Directors and Members of the Board of Commissioners about Responsibility for Annual Report 2021
PT Asuransi BRI Life

We, the undersigned, declare that all information in the Annual Report of PT Asuransi BRI Life 2021 has been published in its entirety and we are fully responsible for the correctness of the contents of the company's Annual Report.

This statement was made with actual.

Jakarta, May 2022

DEWAN KOMISARIS
Board of Commissioners

Muhammad Syafri Rozi
Komisaris Utama
President Commissioner

Eko Wahyu Andriastono
Komisaris Independen
Independent Commissioner

Premita Fifi Widhiawati
Komisaris Independen
Independent Commissioner

Ubaidillah Nugraha
Komisaris Independen
Independent Commissioner

Jonathan Hekster
Komisaris
Commissioner

Profil Perusahaan

Company Profile

PT Asuransi BRI Life didirikan pada tanggal 28 Oktober 1987. Saat ini BRI Life telah memiliki 1 (satu) Kantor Pusat, 6 (enam) *Customer Care Center* (3C), 20 (dua puluh) *Customer Care* dan 1 (satu) *Contact Center*.

PT Asuransi BRI Life was established on October 28, 1987. Currently, BRI Life has 1 (one) Head Office, 6 (six) Customer Care Centers (3C), 20 (twenty) Customer Care and 1 (one) Contact Center.

Identitas Perusahaan
Company Identity

Nama Perusahaan
Company Name

PT Asuransi BRI Life

Nama Panggilan
Call Name

BRI Life

Tanggal Pendirian
Date of Establishment

28 Oktober 1987
October 28,1987

Jumlah Karyawan
Number of Employees

898 orang pegawai per 31 Desember 2021. / 898 employees as of December 31, 2021.

Kepemilikan
Ownership

- Bank Rakyat Indonesia **63,83**%
- FWD Management Holdings Limited **29,86**%
- Yayasan Kesejahteraan Pekerja Bank Rakyat Indonesia **6,31**%

- Bank Rakyat Indonesia **63,83**%
- FWD Management Holdings Limited **29,86**%
- Yayasan Kesejahteraan Pekerja Bank Rakyat Indonesia **6,31**%

Bidang Usaha
Line of Business

Jasa Asuransi
Insurance Services

Modal Dasar
Authorized Capital

Rp300.000.000.000

Modal Ditempatkan Penuh
Issued and Fully Paid-Up Capital

Rp313.645.800.000

Data Jaringan Kantor
Office Network Data

1 Kantor Pusat / xxx
6 *Customer Care Center* (3C)
20 *Customer Care*
1 *Contact Center*

Dasar Hukum Pendirian
Legal Basis of Establishment

Akta Pendirian Nomor 116 tertanggal 28 Oktober 1987 dibuat di hadapan Notaris Nyonya Poerbaningsih Adi Warsito, Sarjana Hukum, Notaris di Jakarta, disahkan Menteri Kehakiman Republik Indonesia melalui Keputusan Menteri Kehakiman Republik Indonesia Nomor C-26645.HT.01.01- TH.88 Tanggal 2 Agustus 1988. Telah dimuat dalam Berita Negara Republik Indonesia Nomor 71 Tanggal 04 September 1990, Tambahan Berita Negara Republik Indonesia Nomor 3188 Tahun 1990.

Telah mengalami beberapa perubahan dengan perubahan terakhir tertuang dalam Akta Nomor 31 Tertanggal 23 Februari 2017 dibuat di hadapan Nyonya Dahlia, Sarjana Hukum, Notaris di Jakarta, Pengganti dari Nyonya Fathiah Helmi, Sarjana Hukum, dan telah memperoleh persetujuan Menteri Hukum dan Hak Asasi Manusia Republik Indonesia Surat Nomor : AHU-0004875. AH.01.02. Tahun 2017 tanggal 27 Februari 2017.

The Deed of Establishment Number 116 dated October 28, 1987 made before Notary Mrs. Poerbaningsih Adi Warsito, Bachelor of Law, Notary in Jakarta, ratified by the Minister of Justice of the Republic of Indonesia through the Decree of the Minister of Justice of the Republic of Indonesia Number C-26645.HT.01.01- TH.88 dated August 2, 1988. Has been published in the State Gazette of the Republic of Indonesia Number 71 dated September 4, 1990, Supplement to the State Gazette of the Republic of Indonesia Number 3188 of 1990.

Has undergone several changes with the last amendment contained in Deed Number 31 dated February 23, 2017 made before Mrs Dahlia, Bachelor of Law, Notary in Jakarta, in Lieu of Mrs Fathiah Helmi, Bachelor of Law, and has obtained the approval of the Minister of Law and Human Rights of the Republic of Indonesia Letter Number: AHU-0004875. AH.01.02. Year 2017 dated February 27, 2017.

Alamat Kantor/Alamat Korespondensi
Address/Correspondence Address

Graha Irama Lt. M
Jl. HR. Rasuna Said Blok X-1 Kav. 1&2,
Jakarta 12950,Indonesia
Telepon : (021) 5261260, 5261261
Fax : (021) 5261258, 5261417
Email : cs@BRI Life.co.id

Website
Website

www.brilife.co.id

Call Center
Call Center

1500087

WhatsApp *Corporate*

08119350087

Sekretaris Perusahaan
Corporate Secretary

Ade Achmad Sofyan Nasution
Email : skp@brilife.co.id

Media Sosial
Social Media

: @brilifeid
: BRI Life Indonesia
: @brilifeindonesia
: brilife

Nama dan Alamat Kantor Customer *Care Centre* (CCC) dan *Customer Care* (CC)

Name and Address of Customer Care Center (CCC) and Customer Care (CC) Offices

Customer Care Center (CCC)

Jakarta
Jl. Dr. Soepomo Blok B1 No. 178
Jakarta Selatan
Telp : (021) 83792938, 89792937
Email : sco-jkt@brilife.co.id
Web : www.brilife.co.id

Bandung
Jl. Buah Batu No. 102, Burangrang, Lengkong
Telp : (022) 4222003
Email : sco-bdg@brilife.co.id
Web : www.brilife.co.id

Malang
Jl. Letjen S. Parman No. 1, Purwantoro, Blimbing
Telp : (0341) 415531
Email : sco-mlg@brilife.co.id
Web : www.brilife.co.id

Semarang
Jl. Gajahmada No. 170, Pekunden, Semarang Tengah
Telp : (024) 8317477
Email : sco-smg@brilife.co.id
Web : www.brilife.co.id

Surabaya
Jl. Dr. Soetomo No. 49, Darmo, Wonokromo
Telp : (031) 5689973
Email : sco-sby@brilife.co.id
Web : www.brilife.co.id

Yogyakarta
Jl. Yos Sudarso No. 1, Kotabaru, Gondokusuman
Telp : (0274) 554073
Email : sco-ygk@brilife.co.id
Web : www.brilife.co.id

Customer Care (CC)

Balikpapan
Komplek Pertokoan Balikpapan Permai
Jl. Jend. Sudirman Blok H-2 No. 3 Balikpapan
Telp : (0542) 8504155
Email : balikpapan01@brilife.co.id
Web : www.brilife.co.id

Banjarmasin
Jl. A. Yani Km. 3,5 No. 3 Karang Mekar - Banjarmasin Timur
Telp : (0511) 3267645
Email : banjarmasin01@brilife.co.id
Web : www.brilife.co.id

Batam
Jl. Laksamana Bintan Komplek BSP Blok B No. 2, Sei Panas, Batam Kota
Telp : (0778) 466655
Email : banjarmasin01@brilife.co.id
Web : www.brilife.co.id

Baubau
Jl. Betoambari Samping Patung Kuda Putih No. 72 Baubau Sulawesi Tenggara
Telp : (0402) 2813897
Email : baubau@brilife.co.id
Web : www.brilife.co.id

Denpasar
Jl. Setia Budi No. 12, Pemecutan Kaja, Denpasar Utara
Telp : (0361) 420587
Email : denpasar01@brilife.co.id
Web : www.brilife.co.id

Kendari
Jl. H. Abdul Silondae No. 105, Korumba, Mandonga Kendari
Telp : (0401) 3128703
Email : kendari01@brilife.co.id
Web : www.brilife.co.id

Gorontalo
Jl. Raja Eyato No. 4, Limba, Kota Sel, Gorontalo
Telp : (0435) 822558, 8529178
Email : gorontalo01@brilife.co.id
Web : www.brilife.co.id

Jambi
Jl. Prof. M. Yamin No. 31, Payo Lebar, Jelutung Jambi
Telp : (0741) 5910297
Email : jambi01@brilife.co.id
Web : www.brilife.co.id

Manado
Gedung BRI Lt. 6 Jl. Sarapung No. 4-6 Manado
Telp : (0431) 8880279
Email : manado01@corp.brilife.co.id
Web : www.brilife.co.id

Lampung
Jl. Hos Cokroaminoto No. 52 D, Enggal Bandar Lampung
Telp : (0721) 472514
Email : -
Web : www.brilife.co.id

Makassar
Jl. Dr. Ratulangi No. 7, Mangkura, Ujung Pandang
Telp : (0411) 8111171
Email : lampung01@brilife.co.id
Web : www.brilife.co.id

Palu
Jl. Gatot Subroto No. 44B, Lolu Utara, Palu Timur
Telp : (0451) 4021900
Email : palu01@brilife.co.id
Web : www.brilife.co.id

Medan
Jl. Gatot Subroto No. 423 Sei Sikambing D, Medan Petisah
Telp : (061) 88815632
Email : medan01@brilife.co.id
Web : www.brilife.co.id

Palembang
Jl. Kapten A. Rivai No. 1 A, Ilir, Ilir Bar Palembang
Telp : (0711) 318928, 318927
Email : palembang01@brilife.co.id
Web : www.brilife.co.id

Cirebon
Jl. Veteran No. 37, Kejaksan, Kejaksan
Telp : (0231) 211511
Email : cirebon01@brilife.co.id
Web : www.brilife.co.id

Pekanbaru
Komp. Sudirman City Square Blok A. 9
Jl. Jend. Sudirman, Tangerang Selatan, Bukit Jaya
Telp : (0761) 572996
Email : pekanbaru01@brilife.co.id
Web : www.brilife.co.id

Kediri
Jl. Urip Sumoharjo No. 258 B, Jentis, Ngeronggo
Telp : (0354) 696663
Email : kediri01@brilife.co.id
Web : www.brilife.co.id

Tegal
Ruko Nirmala Blok D No. 8, Mintaragen, Tegal
Telp : (0283) 324544
Email : tegal01@brilife.co.id
Web : www.brilife.co.id

Purwokerto
Jl. Pemuda No. 47
Telp : (0281) 643367
Email : purwokerto01@brilife.co.id
Web : www.brilife.co.id

Surakarta
Jl. Perintis Kemerdekaan No. 20 Blok A, Sondakan, Laweyan
Telp : (0271) 719764
Email : surakarta01@brilife.co.id
Web : www.brilife.co.id

Brand Perusahaan
Company Brand

Proteksi Masa Depan Terpercaya

Penggunaan warna biru dan orange pada logo BRILife mengikuti identitas warna perusahaan induk (*holding*), yaitu Bank BRI. Logogram dan logotype "BRI" yang posisinya sejajar dengan logotype "Life" menyimbolkan awal semangat baru dari sinergi dua perusahaan besar yang bergerak di bidang jasa perbankan dan asuransi, yakni Bank BRI dan BRI Life. Filosofi warna orange pada logotype "Life"mempunyai makna cerahnya hidup dan semangat menjaga kehidupan agar senantiasa berkelanjutan dengan menjadikan masa depan lebih baik melalui asuransi. *Tagline* yaitu "Proteksi Masa Depan Terpercaya" merupakan salah satu upaya untuk memperkuat positioning perusahaan serta untuk memperkuat eksistensi perusahaan di industri asuransi di Indonesia.

The use of blue and orange in the BRILife logo follows the color identity of the holding company, namely Bank BRI. The "BRI" logogram and logotype, which are aligned with the "Life" logotype, symbolize the beginning of a new spirit from the synergy of two large companies engaged in banking and insurance services, namely Bank BRI and BRI Life. The orange color philosophy in the "Life" logotype has the meaning of bright life and the spirit of keeping life sustainable by making a better future through insurance. The tagline, "Trust Future Protection" is one of the efforts to strengthen the company's positioning and to strengthen the company's existence in the insurance industry in Indonesia.

Riwayat Singkat Perusahaan

Brief History of The Company

PT Asuransi BRI Life ("Perusahaan") didirikan berdasarkan Akta Notaris Ny. Poerbaningsih Adi Warsito, S.H., No. 116 tanggal 28 Oktober 1987 dan diperbaharui dengan akta No. 102 tanggal 16 Juni 1988 dengan nama PT Asuransi Jiwa Bringin Jiwa Sejahtera. Akta pendirian ini disahkan oleh Menteri Kehakiman Republik Indonesia dalam surat keputusan No. C02-6645.HT.01.01-TH.88 tanggal 2 Agustus 1988 dan diumumkan dalam Lembaran Berita Negara Republik Indonesia No. 71 tanggal 4 September 1990.

Berdasarkan Akta Notaris Dahlia S.H., No. 31 pada tanggal 23 Februari 2017, Perusahaan melakukan perubahan nama perusahaan menjadi "PT Asuransi BRI Life". Perubahan ini telah dicatat dalam Sistem Administrasi Badan Hukum sesuai dengan Surat Kementerian Hukum dan Hak Asasi Manusia Republik Indonesia No. AHUAH. 01.03-0088684 tanggal 27 Februari 2017 dan disetujui dalam Keputusan Menteri Hukum dan Hak Asasi Manusia Republik Indonesia No. AHU-0004875.AH.01.02. Tahun 2017 tanggal 27 Februari 2017.

Anggaran Dasar Perusahaan telah mengalami beberapa kali perubahan. Perubahan terakhir dituangkan dalam Akta No. 58 tanggal 11 Mei 2021, yang dibuat di hadapan Jose Dima Satria, S.H., M.Kn, mengenai perubahan Pasal 11 tentang Tugas, Wewenang dan Kewajiban Direksi dan Pasal 18 tahun buku dan laporan tahunan. Perubahan anggaran dasar ini telah diterima dan dicatat dalam Sistem Administrasi Badan Hukum Kementerian Hukum dan Hak Asasi Manusia Republik Indonesia sesuai dengan Surat Penerimaan Pemberitahuan Perubahan Anggaran Dasar PT Asuransi BRI Life No. AHU-AH.01.03-0325328 tanggal 24 Mei 2021.

PT Asuransi BRI Life (the "Company"), was incorporated on October 28, 1987 based on the Notarial Deed No. 116 and was amended on June 16, 1988, on the Notarial Deed No. 102 of Ny. Poerbaningsih Adi Warsito, SH with the name of PT Asuransi Jiwa Bringin Jiwa Sejahtera. The deed of establishment was approved by the Minister of Justice of the Republic of Indonesia in its Decision Letter No. C02-6645.HT.01.01-TH.88 dated August 2, 1988 and was published in the State Gazette of the Republic of Indonesia No. 71 dated September 4, 1990.

Based on Notarial Deed No. 31 of Dahlia S.H, dated February 23, 2017, the Company changed its name become "PT Asuransi BRI Life". The changes have been recorded in the Legal Administration System in accordance with the letter from Ministry of Law and Human Rights of the Republic of Indonesia No. AHU-AH.01.03-0088684 dated February 27, 2017 and was approved in the Decree of the Minister of Law and Human Rights of the Republic of Indonesia No. AHU-0004875.AH.01.02.TAHUN 2017 dated February 27, 2017.

The Company's Articles of Association have been amended several times. The latest amendments are stated in Deed No. 58 dated 11 May 2021, drawn up before Jose Dima Satria, S.H., M.Kn, regarding amendments to Article 11 concerning Duties, Authorities, and Obligations of the Board of Directors and Article 18 of the financial year and annual report. This amendment to the articles of association has been received and recorded in the Legal Entity Administration System of the Ministry of Law and Human Rights of the Republic of Indonesia under the Letter of Acceptance of Notification of Amendment to the Articles of Association of PT Asuransi BRI Life No. AHU-AH.01.03-0325328 May 24, 2021.

Sesuai dengan Pasal 3 Anggaran Dasar Perusahaan, ruang lingkup kegiatan Perusahaan adalah menjalankan usaha di bidang asuransi jiwa termasuk asuransi dengan prinsip syariah. Perusahaan mulai beroperasi pada tanggal 1 Januari 1989 berdasarkan Surat Keputusan Menteri Keuangan Republik Indonesia No. KEP-181/KMK.13/1988, tanggal 10 Oktober 1988. Perusahaan juga telah memperoleh izin usaha asuransi jiwa dengan prinsip syariah berdasarkan Surat Keputusan Menteri Keuangan Republik Indonesia No. KEP-007/KM.6/2003 tanggal 21 Januari 2003.

Kantor pusat Perusahaan berlokasi di Gedung Graha Irama Lantai 15, Jl. H.R. Rasuna Said Blok X-1, Kav 1 & 2, Jakarta. Pada tanggal 31 Desember 2021 dan 2020, Perusahaan memiliki 6 kantor CCC (*Customer Care Center*) dengan 22 kantor CC (*Customer Care*).

As stated in Article 3 of the Company's Articles of Association, its scope of activities comprises life insurance activities including insurance with sharia principles. The Company started its commercial operation on January 1, 1989 based on the Decision Letter of the Minister of Finance of the Republic of Indonesia No. KEP-181/KMK.13/1988 dated October 10, 1988. The Company has also obtained license as life insurance under sharia principles based on the Decision Letter of the Minister of Finance of the Republic of Indonesia No. KEP-007/KM.6/2003 dated January 21, 2003.

The Company's head office is located at Graha Irama Building, 15th floors, Jl. H.R. Rasuna Said Blok X-1, Kav 1 & 2, Jakarta. As of December 31, 2021 and 2020, the Company has 6 CCC (Customer Care Center) offices with 22 CC (Customer Care) offices.

Keterangan Perubahan Nama
Description of Name Change

Pada awalnya, Perusahaan bernama PT Asuransi Jiwa Bringin Jiwa Sejahtera. Berubah menjadi PT Asuransi BRI Life berdasarkan Akta Nomor 31 tanggal 23 Februari 2017 dibuat di hadapan Nyonya Dahlia, Sarjana Hukum, pengganti dari Nyonya Fathiah Helmi, Sarjana Hukum, Notaris di Jakarta. Pergantian nama ini telah memperoleh persetujuan Keputusan Menteri Hukum dan Hak Asasi Manusia Republik Indonesia surat Nomor AHU-0004875.AH.01.02. Tahun 2017 tanggal 27 Februari 2017.

Initially, the Company's name was PT Asuransi Jiwa Bringin Jiwa Sejahtera. Then the name is changed into PT Asuransi BRI Life based on Deed Number 31 dated February 23, 2017 made before Mrs. Dahlia, Bachelor of Law, in lieu of Mrs. Fathiah Helmi, Bachelor of Law, Notary in Jakarta. This name change has been approved by the Decree of the Minister of Law and Human Rights of the Republic of Indonesia letter Number AHU-0004875. AH.01.02. Year 2017 dated February 27, 2017.

Visi, Misi, dan Budaya Perusahaan
Vision, Mission, and Corporate Culture

VISI Vision

Menjadi PERUSAHAAN ASURANSI JIWA yang TERPERCAYA dan TERKEMUKA

BECOMING A TRUSTED AND LEADING STREET INSURANCE COMPANY

Budaya Perusahaan
Corporate Culture

NILAI INTI
CORE VALUES

Core Values BUMN (AKHLAK) merupakan nilai-nilai utama Sumber Daya Manusia dalam lingkup Badan Usaha Milik Negara (BUMN) dan menjadi core values BRI Group sebagai identitas dan perekat budaya kerja yang mendukung peningkatan kinerja secara berkelanjutan dan menaungi BRI One Culture.

AMANAH TRUSTWORTHY

Kami memegang teguh kepercayaan yang diberikan.
We uphold the trust given.

KOMPETEN COMPETENT

Kami terus belajar dan mengembangkan kapabilitas.
We continue to learn and develop capabilities.

HARMONIS HARMONIOUS

Kami saling peduli dan menghargai perbedaan.
We care for each other and value differences.

MISI Mission

- **Melaksanakan bisnis asuransi jiwa secara profesional.**
  Conducting life insurance business in a professional manner
- **Memberikan pelayanan prima kepada nasabah melalui jaringan kerja yang luas.**
  Providing excellent service to customers through a broad network
- **Memberikan nilai tambah kepada seluruh stakeholder.**
  Providing added value to all stakeholder.

Visi dan Misi BRI Life telah disusun dengan persetujuan dari Dewan Komisaris dan Direksi.

BRI Life's Vision and Mission has been prepared with the approval of the Board of Commissioners and Directors

BRI Life selaku entitas anak dari PT Bank Rakyat Indonesia (Persero) Tbk menetapkan corporate culture yang seragam dengan BRI Group, yaitu BRI One Culture. BRI One Culture terdiri dari Core Values BUMN (AKHLAK), BRILian Belief yang merupakan filosofi budaya kerja BRI Life dan BRILiaN Ways yang merupakan 8 (delapan) perilaku utama.

BRI Life as a subsidiary of PT Bank Rakyat Indonesia (Persero) Tbk has established a uniform corporate culture with the BRI Group, namely BRI One Culture. BRI One Culture consists of BUMN Core Values (AKHLAK), BRILian Belief which is the philosophy of BRI Life's work culture and BRILian Ways which are 8 (eight) main behaviors.

BUMN Core Values (AKHLAK) are the main values of Human Resources within the scope of State-Owned Enterprises (BUMN) and become the core values of the BRI Group as an identity and work culture adhesive that supports continuous performance improvement and oversees BRI One Culture.

AKHLAK

LOYAL LOYAL

Kami berdedikasi dan mengutamakan kepentingan Bangsa dan Negara.
We dedicate and put the interests of the Nation and the State first.

ADAPTIF ADAPTIVE

Kami terus berinovasi dan antusias dalam menggerakkan ataupun menghadapi perubahan
We continue to innovate and are enthusiastic in driving or facing changedevelop capabilities.

KOLABORATIF COLLABORATIVE

Kami mendorong kerja sama yang sinergis.
We encourage synergistic cooperation.

BRILian Belief

"Insan BRILian senantiasa menjaga Integritas dan bersikap Profesional dalam menjalankan tugasnya dengan menjaga Kepercayaan (*Trust*) untuk menghasilkan jasa dan layanan BRI Group yang Inovatif berlandaskan semangat *Customer Centric* yang memberikan nilai tambah bagi pelanggan, masyarakat dan *stakeholders*."

"BRILian'S people always maintain Integrity and behave Professionally in carrying out their duties by maintaining Trust to produce Innovative BRI Group services based on the spirit of Customer Centric which provides added value to customers, society and stakeholders".

BRILiaN Ways

1. BRILian Jujur, Tulus dan Patuh pada Peraturan.
2. BRILian Cakap dan handal terus belajar, mengembangkan diri dan orang lain dan Customer *(continuous Learner).*
3. BRILian bekerja tuntas dengan penuh tanggung jawab dengan telah mempertimbangakan segala aspek termasuk mitigasi risiko dan berorentasi pada kinerja terbaik.
4. BRILian membangun komunikasi efektif menuju kolaborasi yang produktif.
5. BRILian terbuka dan menghargai kemajemukan (*respect to diversity*).
6. BRILian Tangguh, Pro Aktif, Adaptif, Inovatif, dan berorientasi pada pertumbuhan yang berkelanjutan.
7. BRILian berempati memahami kebutuhan pelanggan dan memberikan layanan melebihi harapan.
8. BRILian Peduli terhadap masyarakat dan lingkungan.

1. BRILian Jujur, Tulus dan Patuh pada Peraturan.
2. BRILian Capable and reliable continue to learn, develop themselves and others and customers (continuous Learner).
3. BRILian works thoroughly with full responsibility by considering all aspects including risk mitigation and oriented to the best performance.
4. BRILian builds effective communication towards productive collaboration.
5. BRILian is open and respects diversity (respect to diversity).
6. BRILian is Tough, Pro Active, Adaptive, Innovative, and oriented towards sustainable growth.
7. BRILian empathizes with understanding customer needs and providing services beyond expectations.
8. BRILian Cares for the community and the environment.

Kegiatan Usaha
Business Activities

Kegiatan Usaha Menurut Anggaran Dasar dan yang Dijalankan

Maksud dan tujuan Perusahaan adalah melakukan usaha di bidang Perasuransian sesuai dengan ketentuan Perundang-undangan. Kegiatan usaha Perusahaan menurut Pasal 3 ayat 2 Anggaran Dasar PT Asuransi BRI Life adalah:

a. Asuransi Jiwa Konvensional
   Mencakup usaha jasa penanggulangan risiko yang memberikan pembayaran kepada pemegang polis, tertanggung atau pihak lain yang berhak dalam hal tertanggung meninggal dunia atau tetap hidup atau pembayaran lain kepada pemegang polis, tertanggung atau pihak lain yang berhak pada waktu tertentu yang diatur dalam perjanjian yang besarnya telah ditetapkan atau didasarkan pada hasil pengelolaan.
b. Asuransi Jiwa Syariah
   Mencakup usaha jasa penanggulangan risiko dengan prinsip syariah yang memberikan pembayaran kepada pemegang polis, tertanggung atau pihak lain yang berhak dalam hal tertanggung meninggal dunia atau tetap hidup atau pembayaran lain kepada pemegang polis, tertanggung atau pihak lain yang berhak pada waktu tertentu yang diatur dalam perjanjian yang besarnya telah ditetapkan atau didasarkan pada hasil pengelolaan.
c. Melakukan kegiatan lain yang lazim dilakukan oleh Perusahaan Asuransi sepanjang tidak bertentangan dengan Peraturan Perundang-undangan yang berlaku.

Seluruh kegiatan usaha menurut anggaran dasar telah dijalankan oleh Perusahaan.

Business Activities According to the Budget and Performance

The purpose and objective of the Company is to conduct business in the insurance sector in accordance with the provisions of the legislation. The Company's business activities according to Article 3 paragraph 2 of the Articles of Association of PT Asuransi BRI Life are:

a. Conventional Life Insurance
   It includes risk management services that provide payments to policy holders, the insured or other entitled parties in the event that the insured dies or remains alive or other payments to policy holders, the insured or other entitled parties at a certain time as regulated in the agreement, the amount of which has been determined or based on managing results.

b. Sharia Life Insurance
   It includes risk management services with sharia principles that provide payments to policyholders, the insured or other entitled parties in the event that the insured dies or remains alive or other payments to policyholders, the insured or other entitled parties at a certain time as regulated in the agreement in the amount of which has been determined or is based on the results of management.
c. Carrying out other activities commonly carried out by Insurance Companies as long as they do not conflict with the applicable laws and regulations.

All business activities according to the articles of association have been carried out by the Company.

Produk dan Jasa

Konvensional

Kanal Agency

Produk asuransi agency yang dipasarkan tediri dari:

1. Asuransi Proteksi Fitrah Sejahtera (PROFITERA)
   Merupakan produk asuransi gabungan antara tabungan, asuransi jiwa dan asuransi kecelakaan diri dimana terdapat rider yang sifat nya optional yang dapat ditambahkan berupa uang santunan apabila peserta mengalami risiko penyakit kritis dan cacat tetap total akibat sakit ataupun kecelakaan.
2. Asuransi BRI Life Maxi Proteksi
   Produk asuransi jiwa berjangka dan kecelakaan dengan pilihan manfaat tambahan penyakit kritis atau cacat tetap akibat kecelakaan dan manfaat penambahan Uang pertanggungan setiap tahun.
3. Asuransi BRILife-link Proteksi
   Produk asuransi unit link yang memberikan manfaat proteksi serta investasi yang optimal dengan pembayaran premi secara reguler.
4. Asuransi BRILife-link Optima
   Produk asuransi unit link yang memberikan manfaat proteksi serta investasi yang optimal dengan pembayaran premi secara sekaligus dan dilengkapi dengan asuransi tambahan (*rider*) yang dapat dipilih sesuai kebutuhan.

Kanal Korporasi

Asuransi Korporasi merupakan salah satu kanal distribusi yang ada di BRI Life yang diharapkan dapat memberikan kontribusi penerimaan premi dan profitabilitas bagi perusahaan. Produk asuransi korporasi yang dipasarkan tediri dari:

1. Asuransi Professional Group Health
   Produk asuransi yang memberikan manfaat asuransi kesehatan seperti manfaat Rawat Inap, Rawat Jalan, Melahirkan, Rawat Gigi dan Kacamata.
2. Asuransi Purna Jabatan
   Produk asuransi yang memberikan manfaat berupa manfaat asuransi jiwa dan kecelakaan diri, manfaat nilai tunai dan manfaaat akhir kontrak kepada pengurus perusahaan atau instansi yang dikaitkan dengan masa jabatan selama periode menjabat.
3. Asuransi Danakarya
   Produk asuransi yang memberikan manfaat asuransi jiwa dan kecelakaan, manfaat nilai tunai dan manfaat akhir kontrak bagi para karyawan.
4. Asuransi Jiwa dan Kecelakaan Diri (Asuransi Double Care)
   Produk asuransi yang memberikan perlindungan terhadap risiko ekonomis akibat kematian karena kecelakaan, cacat tetap total atau sebagian karena kecelakaan dan kematian bukan akibat kecelakaan bagi para peserta yang merupakan karyawan dari perusahaan atau instansi.
5. Asuransi Anuitas Saving
   Produk asuransi yang memberikan manfaat pembayaran berkala secara bulanan kepada Anuitan sampai dengan Anuitan meninggal dunia selama saldo dana yang bersangkutan masih tersedia dan pembayaran santunan duka apabila Anuitan meninggal dunia.

Products and Services

Conventional

Channel Agency

The agency insurance products marketed consist of:

1. Proteksi Fitrah Sejahtera (PROFITERA) Insurance
   It is a combination of insurance product consisting of savings, life insurance and personal accident insurance in which there is an optional rider that can be added in the form of compensation money if the participant experiences the risk of critical illness and total permanent disability due to illness or accident.
2. BRI Life Maxi Proteksi Insurance
   It is a term and accident life insurance product with a choice of additional benefits for critical illness or permanent disability due to accidents and additional benefits of Sum Insured every year.
3. BRILife-link Proteksi Insurance
   Unit-linked insurance product that provides optimal protection and investment benefits with regular premium payments.
4. BRILife-link Optima Insurance
   Unit-linked insurance product that provides protection and optimal investment benefits by paying premiums at once and equipped with additional insurance (rider) that can be selected according to need.

Corporate Channel

Corporate Insurance is one of the distribution channels at BRI Life which is expected to contribute to premium revenue and profitability for the company. The corporate insurance products marketed consist of:

1. Professional Group Health Insurance
   An insurance product that provides health insurance benefits such as Inpatient, Outpatient, Childbirth, Dental and Glasses benefits.
2. Post-Service Insurance
   An insurance product that provides benefits in the form of life and personal accident insurance benefits, cash value benefits and end-of-contract benefits to the management of the company or agency associated with the term of office.
3. Danakarya Insurance
   An insurance product that provides life and accident insurance benefits, cash value benefits and end-of-contract benefits for employees.
4. Life and Personal Accident Insurance (Double Care Insurance)
   An insurance product that provides protection against economic risks due to accidental death, total or partial permanent disability due to accident and non-accidental death for participants who are employees of companies or agencies.
5. Savings Annuity Insurance
   An insurance product that provides benefits for periodic payments on a monthly basis to Anuitan until Anuitan dies as long as the balance of the funds concerned is still available and payment of mourning compensation if Anuitan dies.

Kanal Inbranch

Produk asuransi inbranch yang dipasarkan tediri dari:

1. Asuransi Dana Investasi Sejahtera (DAVESTERA)
   Produk asuransi unit link yang memberikan manfaat proteksi serta investasi yang optimal dengan pembayaran premi secara regular. Produk ini dilengkapi dengan berbagai asuransi tambahan (*rider*) yang dapat dipilih sesuai kebutuhan.
2. Asuransi Dana Investasi Sejahtera Optima (DAVESTERA OPTIMA)
   Produk asuransi unit link yang memberikan manfaat proteksi serta investasi yang optimal dengan pembayaran premi secara sekaligus. Produk ini dilengkapi dengan berbagai asuransi tambahan (*rider*) yang dapat dipilih sesuai kebutuhan.
3. Asuransi Dana Sehat Sejahtera (DASETERA)
   Produk asuransi kesehatan yang memberikan kesempurnaan perlindungan ketika menjalani rawat inap di rumah sakit yang meliputi santunan harian rawat inap, santunan harian intensive care unit (ICU), santunan bedah dan santunan duka.
4. Asuransi Jiwa PELITA
   Merupakan produk asuransi jiwa dengan manfaat tambahan penyakit kritis dan cacat tetap total dan sebagian yang bersifat pilihan serta uang pertanggungan yang meningkat setiap tahunnya.

Kanal Alternate

BAGIAN MIKRO

1. Produk AMKKM
   Asuransi Mikro – Kecelakaan, Kesehatan dan Meninggal Dunia (AMKKM) merupakan produk asuransi dengan pembayaran premi dengan harga terjangkau yang menawarkan manfaat berupa santunan rawat inap, operasi dan meninggal dunia atas risiko yang diakibatkan kecelakaan maupun sakit. Manfaat yang didapatkan dari Produk Asuransi AMKKM antara lain:
   a. Santunan Rawat Inap
   b. Santunan Operasi
   c. Santunan Meninggal Dunia Karena Sakit
   d. Santunan Meninggal Dunia Karena Kecelakaan
   e. Santunan Cacat Tetap Total atau Sebagian karena Kecelakaan.

Produk AMKKM ini dipasarkan bersama dengan produk Pinjaman atau Simpanan BRI yang dipasarkan melalui Tenaga Pemasar dan Fronliner BRI yang tersebar di seluruh Kantor Wilayah BRI.

BAGIAN DIGITAL

1. AM Prisma Plus dan AM Prisma Plus Syariah
   Dipasarkan melalui Kerjasama antara BRI Life dengan Pihak ketiga dengan system pembagian komisi dari hasil penjualan produk tersebut. Produk tersebut memiliki nilai harga premi dan manfaat yang sama dengan Produk AMKKM namun dipasarkan bukan lagi melalui BRI, tapi bisa dipasarkan langsung melalui agen atau partner pihak ketiga Non Bank BRI yang telah bekerja sama dengan BRI Life.

Inbranch Channel

The in-branch insurance products marketed consist of::

1. Dana Investasi Sejahtera (DAVESTERA) Insurance
   Unit-linked insurance product that provides protection and optimal investment benefits with regular premium payments. This product is equipped with a variety of additional insurance (rider) that can be selected according to needs.
2. Dana Investasi Sejahtera Optima (DAVESTERA OPTIMA) Insurance
   Unit-linked insurance product that provides optimal protection and investment benefits by paying premiums at once. This product is equipped with a variety of additional insurance (rider) that can be selected according to needs.
3. Dana Sehat Sejahtera (DASETERA) Insurance
   A health insurance product that provides complete protection of inpatient cost which includes daily inpatient compensation, intensive care unit (ICU) daily compensation, surgical compensation and bereavement compensation.
4. PELITA Life Insurance
   It is a life insurance product with additional benefits of critical illness and total or partial permanent disability which is optional and the sum insured increases every year.

Alternate Channel

MICRO PARTS

1. AMKKM Product
   Micro Insurance – Accident, Health and Death (AMKKM) is an insurance product with premium payments at affordable prices that offers benefits in the form of compensation for hospitalization, surgery and death for risks caused by accidents or illness. Benefits obtained from AMKKM Insurance Products include:
   a. Inpatient Compensation
   b. Operational Benefits
   c. Compensation for Death Due to Illness
   d. Compensation for Death Due to Accident
   e. Total or Partial Permanent Disability Benefits due to Accident.

This AMKKM product is marketed together with BRI Loans or Savings products which are marketed through BRI Marketers and Frontliners spread throughout BRI Regional Offices.

DIGITAL PARTS

1. AM Prisma Plus dan AM Prisma Plus Syariah
   Marketed through cooperation between BRI Life and third parties with a commission sharing system from the sale of these products. The product has the same premium price and benefits as the AMKKM product but is no longer marketed through BRI, but can be marketed directly through agents or third-party BRI Non-Bank partners who have collaborated with BRI Life.

2. Simply Healthcare
   Dipasarkan melalui *Website* Simply Healthcare BRI Life dan bekerjasama dengan partners atau pihak ketiga Non BRI untuk memasarkan produk Asuransi Kesehatan dengan manfaat antara lain, Rawat Jalan, Rawat Inap, Santunan Meninggal Dunia Karena Sakit atau Kecelakaan dan bersifat cash-less. Adapun besaran Premi untuk produk Simply Healthcare bisa ditentukan (dikustomisasi) oleh calon nasabah.

Kanal Distribusi

Produk asuransi distribusi yang dipasarkan tediri dari:

1. Asuransi Jiwa Kredit Briguna Karya
   Produk Asuransi Jiwa kredit sebagai penanggung atas risiko jiwa pihak Tertanggung yaitu Nasabah Kredit Briguna Karya BRI apabila Tertanggung tersebut meninggal dunia dalam jangka waktu kreditnya.
2. Asuransi Jiwa Kredit Briguna Purna
   Produk Asuransi Jiwa kredit sebagai penanggung atas risiko jiwa pihak Tertanggung yaitu Nasabah Kredit Briguna Purna BRI apabila Tertanggung tersebut meninggal dunia dalam jangka waktu kreditnya.
3. Asuransi Jiwa Kredit Briguna Umum
   Produk Asuransi Jiwa kredit sebagai penanggung atas risiko jiwa pihak Tertanggung yaitu Nasabah Kredit Briguna Umum BRI apabila Tertanggung tersebut meninggal dunia dalam jangka waktu kreditnya.
4. Asuransi Jiwa Kredit KPR
   Produk Asuransi Jiwa kredit sebagai penanggung atas risiko jiwa pihak Tertanggung yaitu Nasabah KPR BRI apabila Tertanggung tersebut meninggal dunia dalam jangka waktu kreditnya.
5. Asuransi Jiwa Kredit Kupedes
   Produk Asuransi Jiwa kredit sebagai penanggung atas risiko jiwa pihak Tertanggung yaitu Nasabah Kredit Kupedes BRI apabila Tertanggung tersebut meninggal dunia dalam jangka waktu kreditnya.
6. Asuransi Lentera (Asuransi Lengkap Ekonomis Nyaman Sejahtera)
   Asuransi Lentera adalah produk term Insurance dan critical illness yang memberikan manfaat apabila tertanggung meninggal dunia atau mengidap penyakit kritis dan manfaat pengembalian premi di akhir masa asuransi.
7. Asuransi Mikro Proteksi Aman Sejahtera (PIJAR)
   Produk Asuransi Mikro untuk perlindungan jiwa, kesehatan dan meninggal dunia bagi nasabah BRI.
8. Asuransi Dana Investasi dan Proteksi (DAVESPRO)
   Asuransi Dana Investasi dan Proteksi (DAVESPRO) adalah produk asuransi plus tabungan yang memberikan manfaat asuransi jiwa apabila meninggal dunia atau cacat tetap total Karena kecelakaan.
9. Asuransi AURORA
   Produk asuransi jiwa berjangka dengan manfaat perlindungan jiwa, penyakit kritis dan pengembalian premi pada akhir masa asuransi.
10. Asuransi Britama Rencana
    Produk asuransi bundling yang memberikan perlindungan jiwa kepada Nasabah Britama Rencana BRI.

2. Simply Healthcare
   Marketed through the Simply Healthcare BRI Life website and in collaboration with partners or third parties Non BRI to market Health Insurance products with benefits including, Outpatient, Inpatient, Compensation for Death due to Sickness or Accident and is cash-less. The amount of Premium for Simply Healthcare products can be determined (customized) by prospective customers.

Distribution Channel

Distribution insurance products marketed consist of:

1. Briguna Karya Loan Life Insurance
   Loan Life Insurance product as a guarantor for the life risk of the Insured, namely Briguna Karya BRI Loan Customers if the Insured dies within the loan period.
2. Full Briguna Loan Life Insurance
   Loan Life Insurance product as a guarantor for the life risk of the Insured, namely Briguna Purna BRI Loan Customer if the Insured dies within the loan period.
3. General Briguna Loan Life Insurance
   Loan Life Insurance product as a guarantor for the life risk of the Insured, namely General Briguna BRI Loan Customer if the Insured dies within the loan period.
4. Mortgage Loan Life Insurance
   Loan Life Insurance product as a guarantor for the life risk of the Insured, namely BRI KPR Customers if the Insured dies within the loan period.
5. Kupedes Loan Life Insurance
   Loan Life Insurance product as a guarantor for the life risk of the Insured, namely Kupedes BRI Loan Customers if the Insured dies within the loan period.
6. Lentera Insurance (Complete Insurance, Economical, Comfortable, Prosperous)
   Lentera Insurance is a term insurance and critical illness product that provides benefits if the insured dies or suffers from a critical illness and benefits for returning premiums at the end of the insurance period.
7. Safe and Prosperous Protection Micro Insurance (PIJAR)
   Micro Insurance product for life, health and death protection for BRI customers.
8. Investment Fund Insurance and Protection (DAVESPRO)
   Investment Fund Insurance and Protection (DAVESPRO) is an insurance plus savings product that provides life insurance benefits in the event of death or total permanent disability due to an accident.
9. AURORA Insurance
   Term life insurance product with life protection benefits, critical illness and premium return at the end of the insurance period.
10. Britama Insurance Plans
    Bundling insurance product that provides life protection to Britama BRI Plan customers.

11. Asuransi Mikro Lenteraku
    Produk asuransi mikro jiwa dan penyakit kiritis yang ditawarkan kepada nasabah dalam menghadapi ketidakpastian masa depan. Keunggulan produk ini adalahmemberikan kemudahan dalam hal pembayaran premi dan mendapatkan pengembalian premi pada akhir masa asuransi.
12. Asuransi Billing Protection
    Produk asuransi jiwa yang ditawarkan kepada nasabah Kartu Kredit PT Bank Rakyat Indonesia (Persero) Tbk, yang memberikan jaminan perlindungan jiwa dan jaminan pelunasan tagihan Kartu Kredit.
13. Asuransi Telepro Medicash Optima
    Asuransi Kesehatan Telepro Medicash Optima merupakan jenis asuransi jiwa dan kesehatan yang memberikan manfaat santunan harian untuk rawat inap dan manfaat lainnya dengan pengembalian premi jika selama masa asuransi tidak terjadi klaim.
14. Asuransi BRI Protection Plus
    Asuransi jiwa dan kecelakaan diri yang dirancang untuk melindungi kepentingan Pemegang Polis dan Tertanggung yaitu nasabah pemegang Kartu Kredit VISA BRI, apabila Tertanggung tersebut meninggal dunia baik karena sakit maupun karena kecelakaan atau mengalami Cacat Tetap dan Total dalam masa asuransi.

Syariah

Individual

Produk asuransi individual yang dipasarkan tediri dari:

1. Asuransi Individu BRI Life Link Proteksi Syariah
   Produk ini merupakan produk unit link yang memberikan kombinasi manfaat perlindungan asuransi jiwa berupa asuransi kematian (*term insurance*), asuransi kecelakaan dan asuransi bebas Premi Dasar Berkala, serta pilihan investasi yang memberikan keleluasaan dalam penempatan dana investasi sehingga dapat mengoptimalkan hasil investasi sesuai dengan profil risiko yang dimiliki masing-masing individu. Asuransi BRI Life Link Proteksi Syariah dipasarkan melalui jalur distribusi agency dengan fasilitas cara pembayaran kontribusi secara reguler (tahunan, semesteran, triwulanan, dan bulanan).
2. Asuransi Individu BRI Life Link Optima Syariah
   Produk asuransi BRI Life Link Optima Syariah memberikan kombinasi manfaat perlindungan asuransi jiwa berupa asuransi kematian (*term insurance*) dan asuransi kecelakaan serta pilihan investasi yang memberikan keleluasaan dalam penempatan dana investasi. Dengan demikian, dapat mengoptimalkan hasil investasi sesuai dengan profil risiko yang dimiliki masing- masing individu. Pembayaran kontribusi Link Optima Syariah dibayarkan secara tunggal atau sekaligus dan dipasarkan melalui jalur distribusi agency.
3. Asuransi Mikro AM prisma tera Syariah
   Merupakan program asuransi mikro syariah dari BRI Life yang memberikan perlindungan kecelakaan, kesehatan dan meninggal dunia.

11. Lenteraku Micro Insurance
    Micro life and critical illness insurance products offered to customers in the face of future uncertainty. The advantage of this product is that it provides convenience in paying premiums and getting a premium refund at the end of the insurance period.
12. Billing Protection Insurance
    Life insurance product offered to credit card customers of PT Bank Rakyat Indonesia (Persero) Tbk, which provides life protection guarantees and guarantees for repayment of credit card bills.
13. Telepro Medicash Optima Asuransi Insurance
    Telepro Medicash Optima Health Insurance is a type of life and health insurance that provides daily compensation benefits for hospitalization and other benefits with premium refunds if during the insurance period there is no claim.
14. BRI Protection Plus Insurance
    Life and personal accident insurance designed to protect the interests of Policy Holders and the Insured, namely BRI VISA Credit Card holders, if the Insured dies either due to illness or accident or suffers Permanent and Total Disability during the insurance period.

Sharia

Individual

The individual insurance products marketed consist of:

1. Individual Insurance BRI Life Link Syariah Protection
   This product is a unit-linked product that provides a combination of life insurance protection benefits in the form of term insurance, accident insurance and periodic basic premium-free insurance, as well as investment options that provide flexibility in the placement of investment funds so as to optimize investment returns in accordance with the desired risk profile. owned by each individual. BRI Life Link Protection Syariah Insurance is marketed through agency distribution channels with regular contribution payment facilities (annual, semi-annual, quarterly, and monthly).
2. BRI Life Link Optima Syariah Individual Insurance
   The BRI Life Link Optima Syariah insurance product provides a combination of life insurance protection benefits in the form of term insurance and accident insurance as well as investment options that provide flexibility in the placement of investment funds. Thus, it is possible to optimize investment returns according to the risk profile of each individual. Link Optima Syariah contribution payments are paid singly or all at once and are marketed through agency distribution channels.
3. AM Micro Insurance prism tera Syariah
   It is a sharia micro insurance program from BRI Life that provides accident, health and death protection.

4. Asuransi Individu Davestera Optima Syariah
   Merupakan produk asuransi unit link yang memberikan manfaat proteksi dan investasi yang optimal dengan pembayaran kontribusi secara sekaligus sesuai prinsipprinsip syariah. Produk ini dilengkapi dengan berbagai asuransi tambahan (rider) yang dapat dipilih sesuai kebutuhan.
5. Asuransi Individu Purnadana Syariah
   Produk asuransi yang dirancang khusus untuk memberikan perlindungan asuransi jiwa dan kecelakaan sekaligus tersedianya dana selama masa asuransi. Produk asuransi ini merupakan gabungan antara asuransi jiwa, asuransi kecelakaan diri dan tabungan dengan pilihan manfaat tambahan, yaitu berupa asuransi bebas kontribusi apabila peserta mengalami cacat tetap total akibat sakit maupun kecelakaan atau mengidap penyakit kritis. Produk ini dirancang khusus untuk memberikan perlindungan asuransi jiwa dan kecelakaan, sekaligus menjamin kepastian tersedianya dana saat akhir kontrak, yakni saat peserta berusia 80 tahun.
6. Asuransi Individu Investama Syariah
   Produk asuransi gabungan antara proteksi meninggal dunia dan tabungan dengan pilihan manfaat tambahan berupa meninggal dunia akibat kecelakaan, cacat tetap total akibat sakit maupun kecelakaan, mengidap penyakit kritis dan santunan harian rawat inap.
7. Asuransi Individu Danasiswa Syariah
   Produk asuransi jiwa yang dirancang khusus untuk tersedianya dana pendidikan bagi putra putri yang direncanakan sejak dini. Asuransi ini gabungan antara proteksi dan tabungan serta memiliki manfaat tambahan berupa perlindungan terhadap risiko meninggal dunia, cacat tetap total, penyakit kritis, dan kecelakaan yang dikelola dengan prinsip-prinsip syariah.
8. Asuransi Proteksi Fitrah Sejahtera (PROFITERA)
   PROFITERA merupakan produk asuransi gabungan antara tabungan, asuransi jiwa dan asuransi kecelakaan diri dimana terdapat rider yang sifat nya optional yang dapat ditambahkan berupa uang santunan apabila peserta mengalami risiko penyakit kritis dan cacat tetap total akibat sakit ataupun kecelakaan. PROFITERA dipasarkan melalui jalur agen asuransi dan bancassurance, dipasarkan dalam mata uang rupiah dengan fasilitas cara pembayaran kontribusi secara reguler (tahunan, semesteran, triwulanan dan bulanan) dan tunggal/sekaligus.

Kanal Korporasi

Produk dan jasa yang ditawarkan di segmen usaha korporasi atau kumpulan pada unit syariah ada enam produk, yakni Ajisaka Prima Syariah, Ajisaka Madya Syariah, Ekawarsa Korporasi Syariah, Dana Karya Syariah, Asuransi Kesehatan, Purna Jabatan Syariah. Produk-produk ini dirancang untuk memenuhi kebutuhan kumpulan/ korporasi dengan prinsip-prinsip Syariah. Berikut adalah uraian penjelasan masing-masing produk Segmen Usaha Syariah – Korporasi:

1. Asuransi Pembiayaan Ajisaka Prima Syariah
   Produk pembiayaan syariah yang dipasarkan secara kumpulan/ korporasi khususnya bagi nasabah perbankan syariah. Produk ini terbagi dalam lima jenis, yakni:

4. Davestera Optima Syariah Individual Insurance
   It is a unit-linked insurance product that provides optimal protection and investment benefits with lump sum payments in accordance with sharia principles. This product is equipped with a variety of additional insurance (rider) that can be selected according to needs.
5. Sharia Full-time Individual Insurance
   An insurance product specifically designed to provide life and accident insurance protection as well as the availability of funds during the insurance period. This insurance product is a combination of life insurance, personal accident insurance and savings with a choice of additional benefits, namely in the form of contribution-free insurance if the participant experiences total permanent disability due to illness or accident or suffers from a critical illness. This product is specifically designed to provide life and accident insurance protection, as well as to ensure the availability of funds at the end of the contract, when the participant is 80 years old.
6. Sharia Investama Individual Insurance
   This insurance product is a combination of death protection and savings with a choice of additional benefits in the form of death due to an accident, total permanent disability due to illness or accident, critical illness and daily hospitalization compensation.
7. Sharia Student Fund Individual Insurance
   A life insurance product that is specifically designed to provide education funds for children who are planned from an early age. This insurance is a combination of protection and savings and has additional benefits in the form of protection against the risk of death, total permanent disability, critical illness, and accidents which are managed according to sharia principles.
8. Prosperous Fitrah Protection Insurance (PROFITERA)
   PROFITERA is a combined insurance product between savings, life insurance and personal accident insurance where there is an optional rider that can be added in the form of compensation money if the participant experiences a risk of critical illness and total permanent disability due to illness or accident. PROFITERA is marketed through insurance agents and bancassurance, marketed in rupiah currency with regular (annual, semi-annual, quarterly and monthly) and single/ contribution payment facilities.

Corporate Channel

There are six products and services offered in the corporate business segment or collection of sharia units, namely Ajisaka Prima Syariah, Ajisaka Madya Syariah, Syariah Corporate Ekawarsa, Syariah Karya Fund, Health Insurance, and Syariah Retirement. These products are designed to meet the needs of groups/corporations with Sharia principles. The following is a description of the explanation of each product of the Sharia Business Segment - Corporate:

1. Ajisaka Prima Syariah Financing Insurance
   Sharia financing products marketed in groups/corporations, especially for sharia banking customers. This product is divided into five types, namely:

- Ajisakaprima Syariah dengan Manfaat Tetap
- Ajisakaprima Syariah dengan Manfaat Menurun Tahunan
- Ajisakaprima Syariah dengan Manfaat Menurun Semesteran
- Ajisakaprima Syariah dengan Manfaat Menurun Triwulanan
- Ajisakaprima Syariah dengan Manfaat Menurun Bulanan

2. Asuransi Pembiayaan Ajisaka Madya Syariah
   Produk asuransi kumpulan/korporasi yang dirancang untuk kepenringan pemegang polis selaku pemberi pinjaman kepada peserta utama, sehingga apabila peserta utama atau pasangannya atau kedua-duanya meninggal dunia maka sisa pinjaman pada tanggal meninggal tersebut dapat dilunasi dengan manfaat asuransi produk ini. Produk ini terbagi dalam lima jenis, yaitu:
   - Ajisakamadya syariah dengan Manfaat Tetap;
   - Ajisakamadya syariah dengan Manfaat Menurun Tahunan
   - Ajisakamadya syariah dengan Manfaat Menurun Semesteran
   - Ajisakamadya syariah dengan Manfaat Menurun Triwulanan
   - Ajisakamadya syariah dengan Manfaat Menurun Bulanan.
3. Asuransi Ekawarsa Korporasi Syariah
   Produk Asuransi Jiwa dan Kecelakaan Ekawarsa Syariah adalah produk asuransi jiwa dan asuransi kecelakaan yang dijual secara korporasi bagi karyawan/ pekerja BUMN/ perusahaan/ instansi atau lembaga lainnya, yang memberikan perlindungan kepada peserta apabila peserta meninggal dunia atau peserta mengalami musibah kecelakaan, dengan jangka waktu Asuransi selama satu tahun.
4. Dana Karya Syariah
   Danakarya Syariah adalah produk yang memberikan manfaat asuransi jiwa dengan unsur tabungan dari BRI Life yang dijual secara korporasi bagi karyawan/ pekerja BUMN/perusahaan/ instansi atau lembaga lainnya. Produk ini merupakan pengganti produk asuransi kumpulan BRI Life Dana Dwiguna Syariah yang telah mendapatkan ijin produk dari Kementerian Keuangan melalui surat nomor: S.3442/BL/2012 tanggal 20 Maret 2012.
5. Askes Korporasi Syariah
   Produk Asuransi Kesehatan Korporasi Syariah merupakan produk *employee benefit plan* (terdapat hubungan kerja antara pemberi kerja dengan pekerja) yang dipasarkan melalui distribusi penjualan dengan layanan yang dipasarkan ialah rawat inap dan rawat jalan. Target pasar untuk produk ini adalah perusahaan/ instansi dengan total peserta maksimum sebesar 1.000 orang dengan maksimum kontribusi sebesar Rp1 miliar.
6. Asuransi Purna Jabatan Syariah
   Produk asuransi jiwa dengan unsur tabungan yang dijual secara korporasi khusus bagi jajaran Direksi, Dewan Komisaris, Dewan Pengawas, Sekretaris Dewan Pengawai BUMN/ Syariah/Perusahaan/Instansi.

- Ajisakaprima Syariah with Fixed Benefits
- Ajisakaprima Syariah with Annual Declining Benefits
- Sharia Ajisakaprima with Semester Declining Benefits
- Ajisakaprima Syariah with Quarterly Decreased Benefits
- Ajisakaprima Syariah with Monthly Declining Benefits

2. Ajisaka Madya Syariah Financing Insurance
   Group/corporate insurance product designed for the benefit of the policyholder as a lender to the main participant, so that if the main participant or his partner or both dies, the remaining loan on the date of death can be repaid with the insurance benefits of this product. This product is divided into five types, namely:
   - Sharia Ajisakamadya with Fixed Benefits;
   - Sharia Ajisakamadya with Annual Declining Benefits
   - Sharia Ajisakamadya with Semester Declining Benefits
   - Sharia Ajisakamadya with Quarterly Decreasing Benefits
   - Sharia Ajisakamadya with Monthly Declining Benefits.
3. Sharia Corporate Ekawarsa Insurance
   Ekawarsa Syariah Life and Accident Insurance Products are life insurance and accident insurance products that are sold in a corporate manner for employees/workers of SOEs/companies/ institutions or other institutions, which provide protection to participants if the participant dies or the participant experiences an accident, with an insurance period for one year.
4. Sharia Work Fund
   Danakarya Syariah is a product that provides life insurance benefits with a savings element from BRI Life which is sold as a corporation for employees/workers of SOEs/companies/ agencies or other institutions. This product is a substitute for the BRI Life Dana Dwiguna Syariah group insurance product which has received a product license from the Ministry of Finance through letter number: S.3442/BL/2012 dated March 20, 2012.
5. Health Insurance for Sharia Corporations
   The Sharia Corporate Health Insurance product is an employee benefit plan product (there is an employment relationship between the employer and the employee) which is marketed through sales distribution with the services marketed being inpatient and outpatient. The target market for this product is companies/agencies with a maximum total participant of 1,000 people with a maximum contribution of IDR1 billion.
6. Sharia Post-Service Insurance
   Life insurance product with savings elements that are sold on a corporate basis specifically for the Board of Directors, Board of Commissioners, Supervisory Board, Secretary to the Supervisory Board of SOEs/Sharia/Companies/Institutions.

Peta Wilayah Usaha
Business Area Map

Sampai dengan 31 Desember 2021, BRI Life telah memiliki 1 (satu) Kantor Pusat, 6 (enam) Customer Care Center (3C), 20 (dua puluh) Customer Care dan 1 (satu) Contact Center.

As of December 31, 2021, BRI Life has 1 (one) Head Office, 6 (six) Customer Care Centers (3C), 20 (twenty) Customer Care and 1 (one) Contact Center.

Tabel Kantor BRI Life per Wilayah Tahun 2021
Table of BRI Life Offices per Region in 2021

Wilayah / Region	*Customer Care Center* (3C)	*Customer Care* (2C)	*Contact Center*
Jawa	5	6	1
Bali	0	1	0
Sumatera	0	6	0
Kalimantan	0	2	0
Sulawesi	0	6	0
Total	5	21	1

Kantor Layanan

Customer Care Center (3C)

BRI Life mengembangkan konsep layanan yang tersebar di beberapa wilayah di Indonesia. Dari semula *Service Center Office* (SCO) kini menjadi *Customer Care Center* (CCC) yang berbasis *digital*. Layanan nasabah yang tersedia pada CCC adalah berikut:

1. Layanan Informasi Polis;
2. Layanan Informasi Laporan Nilai Investasi dan Nilai Tunai;
3. Menerima dan Verifikasi Pengajuan Pemulihan dan Perubahan Polis;
4. Menerima dan Verifikasi Pengajuan Transaksi Unit Link dan Cuti Premi;
5. Menerima dan Verifikasi Pengajuan Klaim;
6. Layanan Pengaduan Nasabah (*Complain Handling*).

Pada tahap awal penerapan konsep *Customer Care Center* (CCC), Perusahaan melakukan *pilot project* yang berlangsung di Kantor Layanan Jakarta, Bandung dan Surabaya. Melalui aktivitas *pilot project*, BRI Life menghadirkan ruang pelayanan yang representatif serta *Customer Care Officer* yang akan memberikan pelayanan secara professional.

Adapun pelayanan yang diberikan didukung dengan sistem teknologi informasi guna mempercepat proses eskalasi pengajuan layanan dari nasabah. Dengan demikian, nasabah dapat secara langsung mengunjungi *Customer Care Center* (CCC) BRI Life untuk memperoleh layanan yang lebih baik dan efisien. Konsep *Customer Care Center* (CCC) yang diterapkan oleh BRI Life dapat dilihat pada tabel berikut:

Service Office

Customer Care Center (3C)

The BRI Life service office has developed a service concept spread across several regions in Indonesia, from the original Service Center Office (SCO) to a digital-based Customer Care Center (CCC) The customer services available at CCC are as follows:

1. Police Information Service;
2. Information Services for Investment Value and Cash Value Reports;
3. Receive & Verify Application for Recovery and Policy Changes;
4. Receive & Verify Unit Link Transaction Submissions and Premium Leave;
5. Receive & Verify Claim Submissions;
6. Customer Complaint Service (Complain Handling).

In the early stages of the implementation of the Customer Care Center (CCC) concept, the Company conducted pilot project which took place at the Jakarta, Bandung and Surabaya Service offices. Through pilot project activities, BRI Life presents a representative service room and a Customer Care Officer who will provide professional services.

The services provided are supported by information technology systems to accelerate the process of escalating service requests from customers. Thus, customers can directly visit BRI Life's Customer Care Center (CCC) to obtain better and more efficient services. The Customer Care Center (CCC) concept implemented by BRI Life can be seen in the following table:

Uraian / Description	Nilai Tambah / Value-added	
Penagihan Premi dan Relationship Premium Billing and Relationship	• Tersedianya data premi lanjutan • Update Konfirmasi • Report Aktivitas Penagihan	• Availability of advanced premium data • Confirmation Update • Billing Activity Report
Bisnis dan Layanan Business and Service	• Informasi polis nasabah • Informasi laporan nilai investasi dan nilai tunai • Verifikasi dokumen pengajuan dari Nasabah • Proses pengajuan dan komplain nasabah melalui sistem CRM (mencakup bisnis konvensional dan syariah)	• Customer policy information • Information on investment value and cash value reports • Verification of submission documents from the Customer • The process of submitting and complaining customers through the CRM system (covering conventional and sharia businesses)
Operasional dan Inventori Operations and Inventory	• Cetak dan Distribusi Polis • *Digital Archive*	• Print and Distribution Policy • Digital Archive

Penerapan Konsep *Customer Care Center* (CCC) dilakukan sebagai upaya meningkatkan kualitas layanan dengan memperhatikan efisiensi waktu dan biaya. Upaya tersebut salah satunya melalui diterapkannya desentralisasi layanan polis, sehingga waktu yang dibutuhkan dalam pengelolaan operasional layanan polis dapat direduksi menjadi 8 (delapan) tahapan dari sebelumnya 12 (dua belas) tahapan.

The implementation of the Customer Care Center (CCC) concept is carried out as the effort to improve service quality by taking into account time and cost efficiency. One of these efforts is through the implementation of decentralized policy services, so that the time required for operational management of policy services can be reduced to 8 stages from the previous 12 stages.

Dengan menerapkan desentralisasi layanan polis, secara finansial terdapat potensi penghematan sebesar Rp14.170,- per layanan polis. Berdasarkan analisa biaya mengacu pada data series tahun sebelumnya, terdapat potensi efisiensi biaya sebesar Rp5,6 miliar atas pengelolaan sejumlah 130.355 polis.

Penerapan Konsep *Customer Care Center* (CCC) telah memberikan nilai tambah bagi perseroan dalam meningkatkan citra positif perusahaan (*corporate image*), kualitas layanan nasabah, serta efektifitas dan efisiensi proses dan biaya. Dengan demikian, BRI Life berencana untuk menerapkan konsep tersebut ke wilayah kerja operasional layanan nasabah lainnya yang dianggap potensial, terutama pada wilayah dengan portofolio besar, seperti Medan, Palembang, Banjarmasin, Denpasar, Manado, dan Makassar.

Contact Center

Contact Center menerapkan layanan nasabah dengan konsep Omni Contact Center yang menghadirkan beragam kanal/media komunikasi guna memudahkan Nasabah dalam menjangkau layanan BRI Life antara lain:

- BRILife Call 1500 087
- Whatsapp Corporate
- Email cs@brilife.co.id
- Sosial Media

Layanan yang terdapat pada *contact center* adalah layanan *outbound* (*outgoing call*) yang dilakukan untuk konfirmasi *Welcome Call* kepada seluruh Pemegang Polis Produk Unit Link (Konvensional).

Tujuan dari penerapan *contact center* adalah sebagai berikut:

- Sebagai langkah *improvement* dalam aspek *Customer Journey*, guna memperbaiki *pain point* yang terdapat pada kondisi eksisting.
- Menerapkan Omni Contact Center dengan menyediakan pilihan kanal/media komunikasi yang beragam dengan interaksi antar kanal yang terintegrasi.
- Memberikan pengalaman positif (*satisfaction*) kepada seluruh *stakeholder* dalam menggunakan dan/atau mendapatkan layanan BRILife.

Contact Center merupakan strategi inisiatif yang harus dilaksanakan pada periode 2021. Sebelum pengembangan dilaksanakan, BRI Life melakukan *benchmark* dengan Contact Center BRI dan Telkom Infomedia untuk mengetahui best practice layanan di industri. Pengembangan dilakukan dalam skema *Project Management* yang terbagi atas 3 (tiga) *Workstream* yaitu *People, Process,* dan *Technology/Infrastructure.* Contact Center BRI Life telah tersentralisasi di *Site* Yogyakarta.

Dalam penerapannya, seluruh Nasabah BRI Life dapat menghubungi *Contact Center* BRI Life dari setiap media komunikasi resmi yang dimiliki. Khusus nasabah Asuransi Kesehatan tersedia layanan khusus dengan menghubungi nomor yang tertera pada kartu, dalam hal ini BRILife bekerjasama dengan Third Party (AdMedika).

By implementing decentralized policy services, in terms of financial, there is a potential savings of Rp14,170,- per policy service. Based on the cost analysis referring to the previous year's data series, there is a potential cost efficiency of Rp5.6 billion for the management of 130,355 policies.

The implementation of the Customer Care Center (CCC) concept has provided added value for the company in enhancing a positive corporate image, customer service quality, as well as process and cost effectiveness and efficiency. Thus, BRI Life plans to apply the concept to other customer service operational work areas that are considered potential, especially in areas with large portfolios, such as Medan, Palembang, Banjarmasin, Denpasar, Manado, and Makassar.

Contact Center

The Contact Center implements customer service with the Omni Contact Center concept which presents various communication channels/media to make it easier for customers to reach BRI Life services, including:

- BRILife Call 1500 087
- Whatsapp Corporate
- Email cs@brilife.co.id
- Social Media

The service provided at the contact center is an outbound service (outgoing call) to confirm Welcome Call to all Unit Link Product Policyholders (Conventional).

The objectives of implementing a contact center are as follows:

- As an improvement step in the Customer Journey aspect, in order to improve the pain points contained in the existing condition.
- Implementing an Omni Contact Center by providing a variety of communication channels/media options with integrated interaction between channels.
- Providing a positive experience (satisfaction) to all stakeholders in using and/or obtaining BRILife services.

The Contact Center is an initiative strategy that must be implemented in the 2021 period. Before the development was carried out, BRI Life carried out benchmarks with the BRI Contact Center and Telkom Infomedia to find out best practice services in the industry. The development is carried out in a Project Management scheme divided into 3 (three) Workstreams, namely People, Process, and Technology/Infrastructure. The BRI Life Contact Center is centralized at the Yogyakarta Site.

In its implementation, all BRI Life Customers can contact the BRI Life Contact Center from any official communication media owned. Specifically for Health Insurance customers, special services are available by calling the number listed on the card, and in this case BRILife had a collaboration with a Third Party (AdMedika).

Struktur Organisasi
Organizational Structure

Berdasarkan Surat Keputusan Direksi Nokep: S.046-DIR/RST/V/2021 tanggal 11 Mei 2021 tentang Struktur Organisasi PT Asuransi BRI Life, struktur organisasi Perusahaan Per 31 Desember 2021 adalah sebagai berikut:

Based on the Decree of the Board of Directors Number: S.046-DIR/RST/V/2021 dated 11 May 2021 concerning the Organizational Structure of PT Asuransi BRI Life, the Company's organizational structure as of 31 December 2021 is as follows:

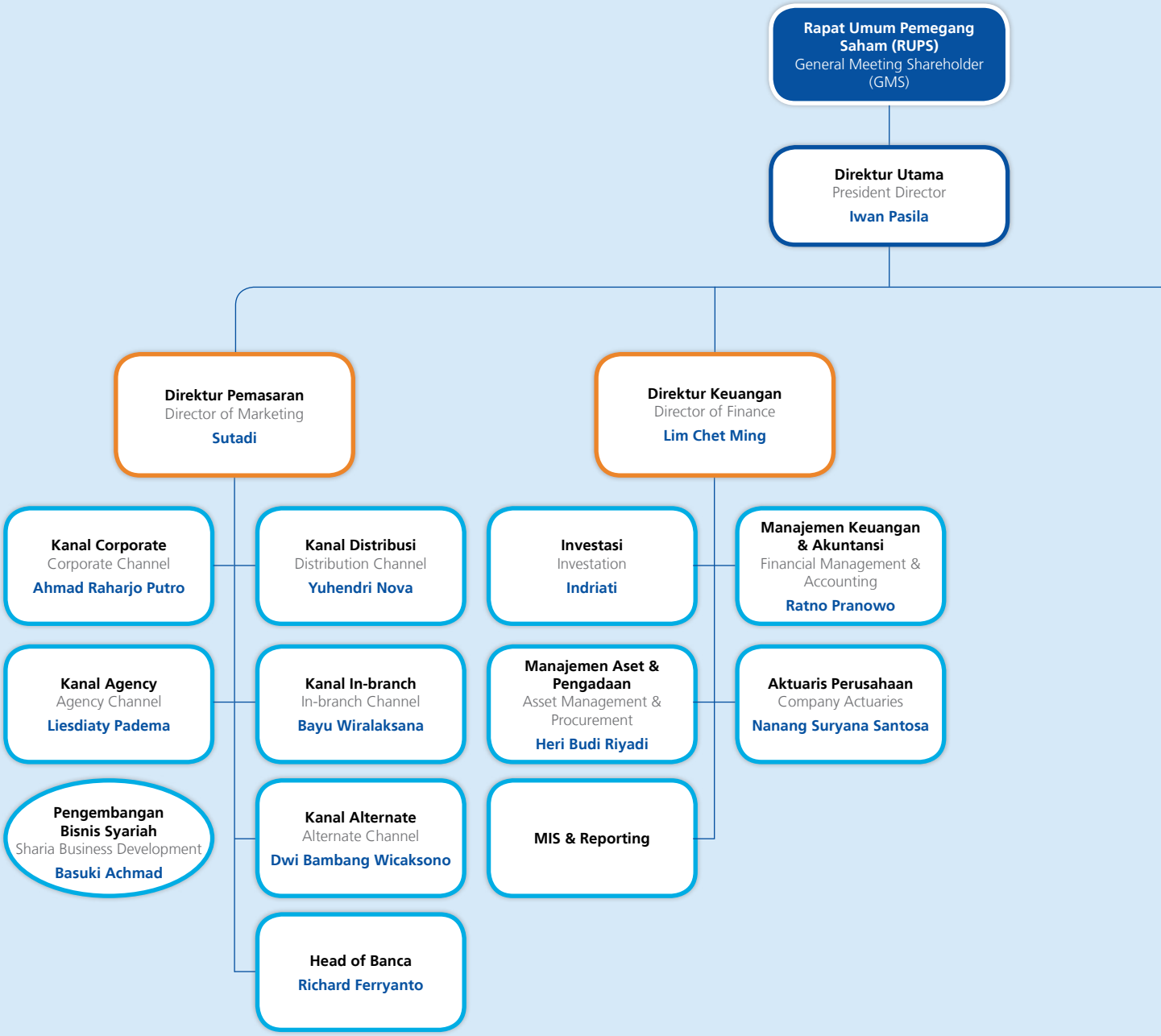

* Berlaku efektif setelah lulus *fit and proper test*.
Effective after passing the fit and proper test.

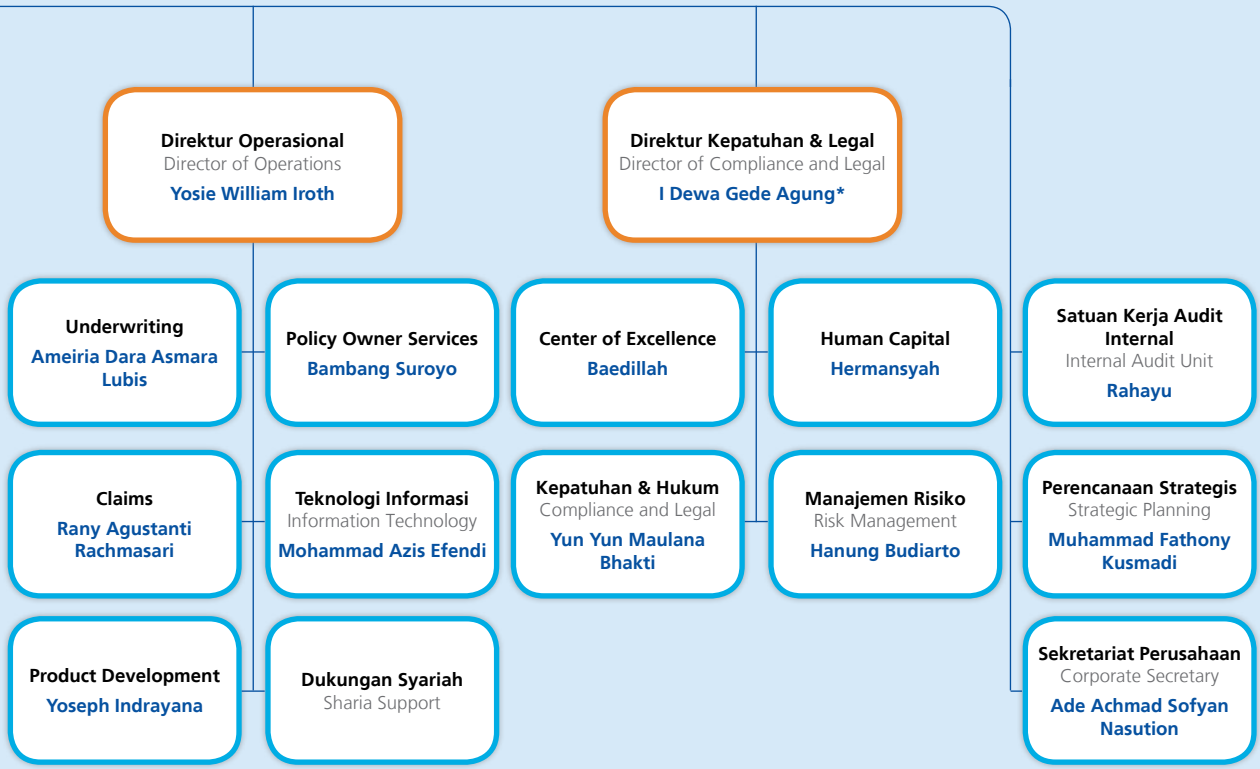
Direktur Operasional
Director of Operations
Yosie William Iroth
Direktur Kepatuhan & Legal
Director of Compliance and Legal
I Dewa Gede Agung*
Underwriting
Ameiria Dara Asmara Lubis
Policy Owner Services
Bambang Suroyo
Center of Excellence
Baedillah
Human Capital
Hermansyah
Satuan Kerja Audit Internal
Internal Audit Unit
Rahayu
Claims
Rany Agustanti Rachmasari
Teknologi Informasi
Information Technology
Mohammad Azis Efendi
Kepatuhan & Hukum
Compliance and Legal
Yun Yun Maulana Bhakti
Manajemen Risiko
Risk Management
Hanung Budiarto
Perencanaan Strategis
Strategic Planning
Muhammad Fathony Kusmadi
Product Development
Yoseph Indrayana
Dukungan Syariah
Sharia Support
Sekretariat Perusahaan
Corporate Secretary
Ade Achmad Sofyan Nasution

Profil Direksi
Board of Directors' Profile

Iwan Pasila

Direktur Utama
President Director

Warga Negara Indonesia
Indonesian Citizen

Lahir di Kendari, pada tahun 1967. Usia 54 tahun Per Desember 2021.
Born in Kendari, in 1967. Age 54 as of December 2021.

Domisili di Jakarta
Domicile in Jakarta

PERIODE MENJABAT
Period of Service

2020 – penutupan RUPS Tahunan yang ke-3 (ketiga) sejak pengangkatan (Periode Pertama).

2020 – closing of the 3rd (third) Annual GMS since appointment (First Period).

RANGKAP JABATAN
Concurrent Position

Beliau tidak memiliki jabatan di perusahaan maupun lembaga lain.

He has no positions in other companies or institutions.

KEPEMILIKAN SAHAM
Shares Ownership

Tidak memiliki

Do not have

RIWAYAT PENDIDIKAN
Educational Background

- Sarjana bidang Matematika dari Institut Teknologi Bandung (1992).
- Magister bidang Actuarial Science di School of Mathematics and Statistics London (1996).

- Bachelor in Mathematics from the Bandung Institute of Technology (1992).
- Master in Actuarial Science at the School of Mathematics and Statistics London (1996).

SERTIFIKASI
Certification

- Sertifikasi Manajemen Risiko Perusahaan Perasuransian Tingkat 5 dari Asosiasi Ahli Manajemen Asuransi Indonesia (2015).
- Sertifikasi Manajemen Risiko Perusahaan Perasuransian dari BNSP (2016).

- Insurance Company Risk Management Certification Level 5 from the Association of Indonesian Insurance Management Experts (2015).
- Insurance Company Risk Management Certification from BNSP (2016).

PENGALAMAN KERJA
Work Experience

- Direktur Keuangan PT AXA Mandiri Financial Services (2008-2013).
- Direktur Keuangan, Deputy Group CFO, PT CIMB Sunlife, Sun Life Indonesia (2013-2014).
- Direktur Teknik dan Operasional PT Asuransi Jiwa Inhealth Indonesia (2014-2015).
- Direktur Utama PT Asuransi Jiwa Inhealth Indonesia (2015-2020).
- Direktur Utama BRI Life (2020-sekarang).

- Finance Director of PT AXA Mandiri Financial Services (2008-2013).
- Finance Director, Deputy Group CFO, PT CIMB Sunlife, Sun Life Indonesia (2013-2014).
- Technical and Operational Director of PT Asuransi Jiwa Inhealth Indonesia (2014-2015).
- President Director of PT Asuransi Jiwa Inhealth Indonesia (2015-2020).
- President Director of BRI Life (2020-present).

DASAR HUKUM PENGANGKATAN
Appointment History

Diangkat untuk pertama kalinya sebagai Direktur Utama BRI Life berdasarkan Surat Keputusan OJK No. 432/NB.11/2020 dan efektif pada tanggal 8 Desember 2020.

Appointed for the first time as President Director of BRI Life based on OJK Decree No. 432/NB.11/2020 and effective on December 8, 2020.

Yosie William Iroth

Direktur Operasional
Director of Operations

Warga Negara Indonesia
Indonesian Citizen

Lahir di Cirebon, pada tahun 1979. Usia 42 tahun Per Desember 2021.
Born in Cirebon, in 1979. Age 42 years As of December 2021.

Domisili di Tangerang
Domicile in Tangerang

PERIODE MENJABAT
Period of Service

2021 – penutupan RUPS Tahunan yang ke-3 (ketiga) sejak pengangkatan (Periode Pertama).

2021 – closing of the 3rd (third) Annual GMS since the appointment (First Period).

RANGKAP JABATAN
Concurrent Position

Beliau tidak memiliki jabatan di perusahaan maupun lembaga lain.

He has no positions in other companies or institutions.

KEPEMILIKAN SAHAM
Shares Ownership

Tidak memiliki

Do not have

RIWAYAT PENDIDIKAN
Educational Background

- Sarjana Akuntansi Keuangan dari Adventist University of Indonesia, Bandung (2002).
- Bachelor of Financial Accounting from Adventist University of Indonesia, Bandung (2002).

SERTIFIKASI
Certification

Certified Risk Governance Professional dari LSPMR (2021).

Certified Risk Governance Professional from LSPMR (2021).

PENGALAMAN KERJA
Work Experience

- Asisten Wakil Presiden – Operasi Grup & Kredit PT Avrist Assurance (2003-2011).
- Wakil President Operasi dan Direktur Project Management Office (PMO) Zurich Insurance Indonesia (2011-2012).
- Wakil Presiden Solusi dan Inovasi Konsumen AIG Indonesia (2012-2013).
- Wakil Presiden – Project Management Office (PMO) dan Merger & Akuisisi (M&A) Manulife Indonesia (2013).
- Wakil Presiden Senior – Kepala Informasi dan Layanan Manulife Indonesia (2013-2016).
- Direktur – Kepala Pejabat Transformasi Manulife Indonesia (2016-2017).
- Country Chief Operating Officer AXA Indonesia (2017-2021).
- Direktur Operasional BRI Life (2021 – sekarang).

- Assistant Vice President – PT Avrist Assurance Group & Credit Operations (2003-2011).
- Zurich Insurance Indonesia's Vice President of Operations and Director of Project Management Office (PMO) (2011-2012).
- AIG Indonesia's Vice President of Consumer Solutions and Innovation (2012-2013).
- Vice President – Project Management Office (PMO) and Mergers & Acquisitions (M&A) Manulife Indonesia (2013).
- Senior Vice President – Head of Information and Services Manulife Indonesia (2013-2016).
- Director – Chief Transformation Officer of Manulife Indonesia (2016-2017).
- AXA Indonesia's Country Chief Operating Officer (2017-2021).
- Director of Operations at BRI Life (2021 – present).

DASAR HUKUM PENGANGKATAN
Appointment History

Diangkat untuk pertama kalinya sebagai Direktur Operasional BRI Life berdasarkan Akta No. 58 tanggal 11 Mei 2021 Pernyataan Keputusan Rapat Perubahan Anggaran Dasar PT Asuransi BRILife dan efektif pada tanggal 5 Agustus 2021.

Appointed for the first time as Operational Director of BRI Life based on Deed No. 58 dated May 11, 2021 Statement of Meeting Resolutions on Amendment to the Articles of Association of PT Asuransi BRILife and effective on August 5, 2021.

Lim Chet Ming

Direktur Keuangan
Director of Finance

Warga Negara Malaysia
Malaysian Citizen

Lahir di Kuala Lumpur, pada tahun 1976. Usia 45 tahun Per Desember 2021.
Born in Kuala Lumpur, in 1976. Age 45 As of December 2021.

Domisili di Jakarta
Domicile in Jakarta

PERIODE MENJABAT
Period of Service

2021 – penutupan RUPS Tahunan yang ke-3 (ketiga) sejak pengangkatan (Periode Pertama).

2021 – closing of the 3rd (third) Annual GMS since the appointment (First Period).

RANGKAP JABATAN
Concurrent Position

Beliau tidak memiliki jabatan di perusahaan maupun lembaga lain.

He has no positions in other companies or institutions.

KEPEMILIKAN SAHAM
Shares Ownership

Tidak memiliki

Do not have

RIWAYAT PENDIDIKAN
Educational Background

- Sarjana Bidang Sains (Honors) dari Malaysia National University, Malaysia (1999).
- Bachelor of Science (Honors) from Malaysia National University, Malaysia (1999).

SERTIFIKASI
Certification

Sertifikasi Kompetensi Manajemen Risiko Ahli Tata Kelola Risiko Terintegrasi (2021).

Integrated Risk Management Expert Risk Management Competency Certification (2021).

PENGALAMAN KERJA
Work Experience

- Assistant Vice President – Financial Condition Management Great Eastern Life Assurance, Malaysia (1999-2004).
- Assistant Vice President – Product & Pricing Great Eastern Life Assurance, Malaysia (2004).
- Chief Actuary and Associate Director PT Asuransi Jiwa Sequis Life (2005-2007).
- CFO and Chief Actuary PT Asuransi Jiwa AIA Indonesia (2007-2009).
- Vice President of Finance & Actuarial PT Avrist Assurance (2009-2012).
- Pricing Officer and Head of Risk & Corporate Governance PT Asuransi Jiwa Manulife (2012-2013).
- Head of product development and syariah PT Asuransi Jiwa AIA Financial (2013-2014).
- Chief of Marketing Officer PT Asuransi Jiwa AIA Financial (2014-sekarang).
- Direktur Keuangan BRI Life (2021 – sekarang).

- Assistant Vice President – Financial Condition Management Great Eastern Life Assurance, Malaysia (1999-2004).
- Assistant Vice President – Product & Pricing Great Eastern Life Assurance, Malaysia (2004).
- Chief Actuary and Associate Director of PT Asuransi Jiwa Sequis Life (2005-2007).
- CFO and Chief Actuary PT Asuransi Jiwa AIA Indonesia (2007-2009).
- Vice President of Finance & Actuarial PT Avrist Assurance (2009-2012).
- Pricing Officer and Head of Risk & Corporate Governance of PT Asuransi Jiwa Manulife (2012-2013).
- Head of product development and sharia PT Asuransi Jiwa AIA Financial (2013-2014).
- Chief of Marketing Officer of PT Asuransi Jiwa AIA Financial (2014-present).
- Finance Director of BRI Life (2021 – present).

DASAR HUKUM PENGANGKATAN
Appointment History

Diangkat untuk pertama kalinya sebagai Direktur Keuangan BRI Life berdasarkan Akta No. 92 tanggal 23 September 2021 Pernyataan Keputusan Rapat Perubahan Anggaran Dasar PT Asuransi BRILife dan efektif pada tanggal 9 Februari 2022

Appointed for the first time as Finance Director of BRI Life based on Deed No. 92 dated 23 September 2021 Statement of Meeting Resolutions on Amendment to the Articles of Association of PT Asuransi BRILife and effective on 9 February 2022.

Sutadi

Direktur Pemasaran
Director of Marketing

Warga Negara Indonesia
Indonesian Citizen

Lahir di Bantul, pada tahun 1966.
Usia 55 tahun Per Desember 2021.
Born in Bantul, in 1966. 55 years old As of December 2021.

Domisili di Jakarta
Domicile in Jakarta

PERIODE MENJABAT
Period of Service

2021 – penutupan RUPS Tahunan yang ke-3 (ketiga) sejak pengangkatan (Periode Pertama).

2021 – closing of the 3rd (third) Annual GMS since the appointment (First Period).

RANGKAP JABATAN
Concurrent Position

Beliau tidak memiliki jabatan di perusahaan maupun lembaga lain.

He has no positions in other companies or institutions.

KEPEMILIKAN SAHAM
Shares Ownership

Tidak memiliki

Do not have

RIWAYAT PENDIDIKAN
Educational Background

- Sarjana Bidang Peternakan dari Universitas Gadjah Mada Yogyakarta (1989).
- Master Agribisnis dari Institut Pertanian Bogor (2004).

- Bachelor of Animal Husbandry from Gadjah Mada University Yogyakarta (1989).
- Master of Agribusiness from Bogor Agricultural Institute (2004).

SERTIFIKASI
Certification

Sertifikasi Kompetensi Manajemen Risiko Ahli Tata Kelola Risiko Terintegrasi (2021).

Integrated Risk Management Expert Risk Management Competency Certification (2021).

PENGALAMAN KERJA
Work Experience

- Kepala Bagian Divisi Dana dan Jasa BRI (2009-2011).
- Pemimpin Cabang BRI Cibubur (2011-2012).
- Wakil Kepala Divisi Kredit Konsumer BRI (2012-2014).
- Wakil Pimpinan Wilayah Bidang Kredit Kantor Wilayah BRI Yogyakarta (2014-2015).
- Kepala Divisi Kredit Konsumer BRI (2016-2019).
- Pemimpin Wilayah Kantor Wilayah BRI Banjarmasin (2019-2020).
- Pemimpin Wilayah Kantor Wilayah BRI Jakarta 3 (2020-sekarang).
- Direktur Pemasaran BRI Life (2021 – sekarang)

- Head of BRI Funds and Services Division (2009-2011).
- Head of BRI Cibubur Branch (2011-2012).
- Deputy Head of BRI's Consumer Credit Division (2012-2014).
- Deputy Regional Head of Credit for the BRI Yogyakarta Regional Office (2014-2015).
- Head of BRI Consumer Credit Division (2016-2019).
- Regional Head of BRI Banjarmasin Regional Office (2019-2020).
- Regional Head of BRI Jakarta Regional Office 3 (2020-present).
- Marketing Director of BRI Life (2021 – present).

DASAR HUKUM PENGANGKATAN
Appointment History

Diangkat untuk pertama kalinya sebagai Direktur Pemasaran BRI Life berdasarkan Akta No. 92 tanggal 23 September 2021 Pernyataan Keputusan Rapat Perubahan Anggaran Dasar PT Asuransi BRILife dan efektif pada tanggal 08 Februari 2022.

Appointed for the first time as Marketing Director of BRI Life based on Deed No. 92 dated 23 September 2021 Statement of Meeting Resolutions on Amendment to the Articles of Association of PT Asuransi BRILife and effective on February 8, 2022.

I Dewa Gede Agung*

Direktur Kepatuhan dan Legal
Director of Compliance and Legal

Warga Negara Indonesia
Indonesian Citizen

Lahir di Denpasar, pada tahun 1983. Usia 38 tahun Per Desember 2021.
Born in Denpasar, in 1983. Age 38 as of December 2021.

Domisili di Jawa Barat
Domicile in West Java

PERIODE MENJABAT
Period of Service

2022 – penutupan RUPS Tahunan yang ke-3 (ketiga) sejak pengangkatan (Periode Pertama).

2022 – closing of the 3rd (third) Annual GMS since the appointment (First Period).

RANGKAP JABATAN
Concurrent Position

Beliau tidak memiliki jabatan di perusahaan maupun lembaga lain.

He has no positions in other companies or institutions.

KEPEMILIKAN SAHAM
Shares Ownership

Tidak memiliki

Do not have

RIWAYAT PENDIDIKAN
Educational Background

- Sarjana Ekonomi bidang Akuntansi dari Universitas Udayana Denpasar (2015).
- Magister Business Administration dari University of Pittsburgh, USA (2018).

- Bachelor of Economics in Accounting from Udayana University Denpasar (2015).
- Master of Business Administration from the University of Pittsburgh, USA (2018).

SERTIFIKASI
Certification

- Corporate Financial Management Certificate dari University of Pittsburgh (2018).
- Corporate Valuation Certificate dari University of Pittsburgh (2018).
- Investments and Trading Certificate dari University of Pittsburgh (2018).
- Sertifikasi Manajemen Risiko Perbankan Level 1 dari LSPP (2021).

- Corporate Financial Management Certificate from University of Pittsburgh (2018).
- Corporate Valuation Certificate from University of Pittsburgh (2018).
- Investments and Trading Certificate from University of Pittsburgh (2018).
- Level 1 Banking Risk Management Certification from LSPP (2021).

PENGALAMAN KERJA
Work Experience

- Officer Treasury Division BRI (2009-2011).
- Manager Investment Services Division BRI (2011-2016).
- Senior Manager Corporate Development & Strategy Division BRI (2018-2020).
- Assistant Vice President Subsidiary Management Division BRI (2020-2022).
- Direktur Kepatuhan dan Legal BRI Life (2022 – sekarang).

- Treasury Division BRI Officer (2009-2011).
- Manager at Investment Services Division BRI (2011-2016).
- Senior Manager at Corporate Development & Strategy Division BRI (2018-2020).
- Assistant Vice President at Subsidiary Management Division BRI (2020-2022).
- Director of Compliance and Legal BRI Life (2022 – present).

DASAR HUKUM PENGANGKATAN
Appointment History

Diangkat untuk pertama kalinya sebagai Direktur Kepatuhan dan Legal BRI Life berdasarkan Akta No. 194 tanggal 26 April 2022 Pernyataan Keputusan Rapat PT Asuransi BRI Life yang akan berlaku efektif setelah lulus uji kelayakan dan kepatutan dari OJK.

Appointed for the first time as Compliance and Legal Director of BRI Life based on Deed No. 194 dated 26 April 2022 Statement of Meeting Resolutions of PT Asuransi BRI Life which will be effective after passing the fit and proper test from OJK.

- Berlaku efektif setelah lulus uji kelayakan dan kepatutan dari OJK. / Effective after passing the fit and proper test from OJK.

Dany Cahya Rukmana*

Direktur Kepatuhan dan Legal
Director of Compliance and Legal

Warga Negara Indonesia
Indonesian Citizen

Lahir di Bandung, pada tahun 1964. Usia 57 tahun Per Desember 2021.
Born in Bandung, in 1964. Age 57 years As of December 2021.

Domisili di Bogor
Domicile in Bogor

PERIODE MENJABAT
Period of Service

2018 – 2022 (Periode Pertama).

2018 – 2022 (First Period).

RANGKAP JABATAN
Concurrent Position

Beliau tidak memiliki jabatan di perusahaan maupun lembaga lain.

He has no positions in other companies or institutions.

KEPEMILIKAN SAHAM
Shares Ownership

Tidak memiliki

Do not have

RIWAYAT PENDIDIKAN
Educational Background

- Sarjana bidang Pertanian dari Institut Pertanian Bogor (1987).
- Magister Business Administration dari Macquarie University Sydney, Australia (1997).

- Bachelor in Agriculture from Bogor Agricultural University (1987).
- Master of Business Administration from Macquarie University Sydney, Australia (1997).

SERTIFIKASI
Certification

- Sertifikasi Manajemen Risiko Perbankan level 4 dari Badan Nasional Sertifikasi Profesi (2015).
- Sertifikasi Kompetensi Manajemen Risiko Ahli Tata Kelola Risiko Terintegrasi (2019).
- Sertifikasi Kompetensi Manajemen Risiko Ahli Tata Kelola Risiko Terintegrasi (2020).
- Sertifikasi Kompetensi Manajemen Risiko Ahli Tata Kelola Risiko Terintegrasi (2021).

- Sertifikasi Manajemen Risiko Perbankan level 4 dari Badan Nasional Sertifikasi Profesi (2015).
- Sertifikasi Kompetensi Manajemen Risiko Ahli Tata Kelola Risiko Terintegrasi (2019).
- Sertifikasi Kompetensi Manajemen Risiko Ahli Tata Kelola Risiko Terintegrasi (2020).
- Sertifikasi Kompetensi Manajemen Risiko Ahli Tata Kelola Risiko Terintegrasi (2021).

PENGALAMAN KERJA
Work Experience

- Wakil Kepala Sekolah dan Guru Matematika Sekolah Menengah Atas Soreang Putra (1987-1989).
- Trainee Calon Staf Specialist Bank BRI (1989-1990).
- Staf Specialist Bagian Kredit Bantuan Proyek Pengusaha Kecil, Urusan Bisnis Kecil, Pangan dan Koperasi Bank BRI (1990-1994).
- Staf Urusan Pendidikan & Latihan dalam Tugas Belajar di Luar Negeri Bank BRI (1994-1997).
- Wakil Kepala Bagian Posisi Dana, Urusan Treasury Bank BRI (1998).
- Wakil Kepala Desk Administrasi dan Operasional Bank BRI (1998-2000).
- Kepala Desk Administrasi dan Operasional Bank BRI (2000-2006).
- Kepala Bagian Operasional Treasury dan RTGS Service Bank BRI (2006-2007).
- Operation Manager Bank BRI New York (2007-2012).
- Wakil Pemimpin Kantor Cabang Khusus Bank BRI (2012-2014).
- Kepala Divisi Operasional SDM Bank BRI (2015).
- Kepala Divisi Bisnis Internasional Bank BRI (2015-2017).
- Kepala Divisi Investment Services BRI (2017-2018).
- Direktur Keuangan, Investasi & IT BRI Life (2018-2020).
- Direktur MSDM & Kepatuhan BRI Life (2020-2021).
- Direktur Kepatuhan dan Legal BRI Life (2021-2022).

- Deputy Principal and Mathematics Teacher of Soreang Putra High School (1987-1989).
- BRI Bank Specialist Staff Candidate Trainee (1989-1990).
- Specialist Staff for Credit Division for Small Entrepreneur Project Assistance, Small Business Affairs, Food and Cooperatives at BRI Bank (1990-1994).
- Staff for Education & Training Affairs in BRI Study Abroad assignments (1994-1997).
- Deputy Head of Fund Position Division, Treasury Affairs of Bank BRI (1998).
- Deputy Head of the BRI Bank Administration and Operations Desk (1998-2000).
- Head of BRI Bank Administration and Operational Desk (2000-2006).
- Head of Treasury Operations and RTGS Service Division of Bank BRI (2006-2007).
- Operation Manager of Bank BRI New York (2007-2012).
- Deputy Head of BRI Bank Special Branch Offices (2012-2014).
- Head of BRI Bank's HR Operations Division (2015).
- Head of BRI Bank International Business Division (2015-2017).
- Head of BRI's Investment Services Division (2017-2018).
- Director of Finance, Investment & IT BRI Life (2018-2020).
- Director of HR & Compliance at BRI Life (2020-2021).
- Director of Compliance and Legal BRI Life (2021-2022).

DASAR HUKUM PENGANGKATAN
Appointment History

Diangkat untuk pertama kalinya sebagai Direktur Pemasaran BRI Life berdasarkan Akta No. 7 tanggal 8 Juni 2018 Pernyataan Keputusan Rapat PT Asuransi BRILife dan efektif pada tanggal 2 November 2018.

Appointed for the first time as Marketing Director of BRI Life based on Deed No. 7 dated 8 June 2018 Statement of Meeting Resolutions of PT Asuransi BRILife and effective on 2 November 2018.

- Berhenti menjabat sejak 26 April 2022 / Stopped Serving since April 26, 2022.

Anik Hidayati*

Direktur Pemasaran
Director of Marketing

Warga Negara Indonesia
Indonesian Citizen

Lahir di Gresik, pada tahun 1966. Usia 55 tahun Per Desember 2021.
Born in Gresik, in 1966. Age 55 As of December 2021.

Domisili di Jakarta
Domicile in Jakarta

PERIODE MENJABAT
Period of Service

2018 – 2021 (Periode Pertama).

2018 – 2021 (First Period).

RANGKAP JABATAN
Concurrent Position

Beliau tidak memiliki jabatan di perusahaan maupun lembaga lain.

He has no positions in other companies or institutions.

KEPEMILIKAN SAHAM
Shares Ownership

Tidak memiliki

Do not have

RIWAYAT PENDIDIKAN
Educational Background

- Sarjana bidang Perikanan dari Universitas Brawijaya Malang (1989).
- Magister Manajemen dari Universitas Airlangga Surabaya (2002).

- Bachelor in Fisheries from Brawijaya University Malang (1989).
- Master of Management from Airlangga University Surabaya (2002).

SERTIFIKASI
Certification

Sertifikasi Kompetensi Manajemen Risiko Ahli Tata Kelola Risiko Terintegrasi.

Integrated Risk Management Expert Competency Certification.

PENGALAMAN KERJA
Work Experience

- Operational Manajer (OM) Kanca BRI Surabaya Rajawali (2002-2005).
- Kepala Bagian Bisnis Program dan Kemitraan Kanwil BRI Surabaya (2005-2007).
- Kepala Bagian Sumber Daya Manusia Kanwil BRI Surabaya (2007-2010).
- Pemimpin Cabang BRI Surabaya Kapas Krampung (2010-2012).
- Wakil Kepala Divisi Bidang Strategi & Perencanaan Divisi Mat & Pengadaan Perencanaan Properti Kantor Pusat BRI (2012-2014).
- Wakil Pemimpin Wilayah Bisnis Bidang Dana Kanwil Bank BRI Malang (Februari 2014-Februari 2016).
- Wakil Pemimpin Wilayah Bisnis Kanwil Wilayah BRI Surabaya (Maret 2016-Oktober 2016).
- Kepala Divisi Dana Jasa Bank BRI (Oktober 2016-Juni 2018).
- Direktur Pemasaran & Bisnis Syariah BRI Life (2018-2021).
- Direktur Pemasaran BRI Life (2021).

- Operational Manager (OM) Kanca BRI Surabaya Rajawali (2002-2005).
- Head of the Program and Partnership Business Division of the BRI Regional Office in Surabaya (2005-2007).
- Head of Human Resources Division of Regional Office of BRI Surabaya (2007-2010).
- Branch Manager of BRI Surabaya Kapas Krampung (2010-2012).
- Deputy Head of Strategy & Planning Division, Mat & Procurement Division of Property Planning at BRI Head Office (2012-2014).
- Deputy Head of Business Area for Funds at Bank BRI Malang Regional Office (February 2014-February 2016)
- Deputy Head of Regional Business Regional Office of BRI Surabaya (March 2016-October 2016).
- Head of BRI Bank Services Fund Division (October 2016-June 2018).
- Director of Marketing & Sharia Business BRI Life (2018-2021).
- Director of Marketing BRI Life (2021).

DASAR HUKUM PENGANGKATAN
Appointment History

Diangkat untuk pertama kalinya sebagai Direktur Pemasaran & Bisnis Syariah BRI Life berdasarkan Akta No. 7 tanggal 8 Juni 2018 dan efektif pada tanggal 01 November 2018.

Appointed for the first time as Director of Marketing & Sharia Business of BRI Life based on Deed No. 7 dated 8 June 2018 and effective on 01 November 2018.

* Berhenti menjabat sejak 23 September 2021. / Stopped serving since September 23, 2021

Khairi Setiawan*

Direktur Keuangan
Director of Finance

Warga Negara Indonesia
Indonesian Citizen

Lahir di Tanjung Pinang, pada tahun 1960. Usia 61 tahun Per Desember 2021.
Born in Tanjung Pinang, 1960. Age 61 years As of December 2021.

Domisili di Jakarta
Domicile in Jakarta

PERIODE MENJABAT
Period of Service

2016 – 2021 (Periode Pertama).

2016 – 2021 (First Period).

RANGKAP JABATAN
Concurrent Position

Beliau tidak memiliki jabatan di perusahaan maupun lembaga lain.

He has no positions in other companies or institutions.

KEPEMILIKAN SAHAM
Shares Ownership

Tidak memiliki

Do not have

RIWAYAT PENDIDIKAN
Educational Background

- Sarjana bidang Peternakan dari Institut Pertanian Bogor (1984).
- Magister Manajemen dari Universitas Airlangga Surabaya (2000).

- Bachelor in Animal Husbandry from Bogor Agricultural University (1984).
- Master of Management from Airlangga University Surabaya (2000).

SERTIFIKASI
Certification

Certified In Risk Governance Professional dari LSPMR (2019).

Certified In Risk Governance Professional from LSPMR (2019).

PENGALAMAN KERJA
Work Experience

- Calon Staf Pimpinan BRI (1985).
- Account Officer Bank BRI (1987).
- Staf I, Malang Kawi Kantor Wilayah Surabaya (1989).
- BRI Staf I, Urusan Organisasi Kantor Pusat Bank BRI (1989).
- Staf II, Urusan Organisasi Kantor Pusat Bank BRI (1990).
- Staf II, Kantor Cabang Bank BRI Bandung Naripan, Kanwil Bandung
- Marketing & Lending Officer Bank BRI Jakarta Krekot, Kanwil Jakarta (1991).
- Pemimpin Cabang Bank BRI Pagar Alam, Kanwil Palembang (1992).
- Pemimpin Cabang Bank BRI Langsa, Kanwil Aceh (1995).
- Pemimpin Cabang Bank BRI Surabaya Kusuma Bangsa, Kanwil Surabaya (1998).
- Pemimpin Cabang Bank BRI Malang Martadinata, Kanwil Surabaya (2002).
- Pemimpin Cabang Bank BRI Jakarta Kota, Kanwil Jakarta (2003).
- Pemimpin Cabang Bank BRI Jakarta Veteran, Kanwil Jakarta (2004).
- Wakil Kepala Divisi Agribisnis Kantor Pusat Bank BRI (2007).
- Pemimpin Wilayah Bank BRI Makassar (2009).
- Inspektur Bank BRI Pekanbaru (2011).
- Kepala Divisi Kepatuhan Kantor Pusat Bank BRI (2015-2016).
- Direktur Keuangan, Investasi dan IT BRI Life (2016-2021).
- Direktur Keuangan BRI Life (2021).

- Candidate for BRI Leadership Staff (1985).
- BRI Bank Account Officer (1987).
- Staff I, Malang Kawi Regional Office Surabaya (1989).
- BRI Staff I, BRI Head Office Organizational Affairs (1989).
- Staff II, BRI Head Office Organizational Affairs (1990).
- Staff II, BRI Bandung Naripan Branch Office, Bandung Regional Office
- Marketing & Lending Officer Bank BRI Jakarta Krekot, Jakarta Regional Office (1991).
- Head of the Pagar Alam BRI Bank Branch, Palembang Regional Office (1992).
- Branch Manager of BRI Langsa Bank, Regional Office of Aceh (1995).
- Bank BRI Surabaya Branch Manager Kusuma Bangsa, Regional Office Surabaya (1998).
- BRI Branch Manager Malang Martadinata, Regional Office Surabaya (2002).
- Head of Bank BRI Jakarta Kota Branch, Jakarta Regional Office (2003).
- Branch Manager of Bank BRI Jakarta Veterans, Regional Office of Jakarta (2004).
- Deputy Head of the Agribusiness Division at Bank BRI Head Office (2007).
- Regional Leader of Bank BRI Makassar (2009).
- Inspector of Bank BRI Pekanbaru (2011).
- Head of Compliance Division of Bank BRI Head Office (2015-2016).
- Director of Finance, Investment and IT BRI Life (2016-2021).
- BRI Life Finance Director (2021).

DASAR HUKUM PENGANGKATAN
Appointment History

Diangkat untuk pertama kalinya sebagai Direktur Keuangan Investasi dan IT BRI Life berdasarkan Keputusan Dewan Komisioner OJK No: KEP-193/NB.11/2016. Kemudian Beliau dialihkan tugas menjadi Direktur Keuangan berdasarkan Keputusan RUPS Tahunan tanggal 15 April 2021.

Appointed for the first time as Director of Investment Finance and IT of BRI Life based on the Decision of the Board of Commissioners of the Financial Services Authority No: KEP-193/NB.11/2016. Then he was transferred to become the Director of Finance based on the Decision of the Annual GMS on April 15, 2021.

* Berhenti menjabat sejak 23 September 2021. / Stopped serving since September 23, 2021.

Hubungan Afiliasi Anggota Direksi

Affiliate Relations for the Members of the Board of Directors

Tabel Hubungan Afiliasi Direksi

Table of Board of Directors Affiliation Relationship

Hubungan Keuangan, Keluarga dan Kepengurusan Direksi Financial, Family and Management Relations of the Board of Directors															
Nama Name	Jabatan Position	Hubungan Keuangan Dengan Financial Relationship With						Hubungan Keluarga Dengan Hubungan Keluarga Dengan						Hubungan Kepengurusan Management Relations	
		Dewan Komisaris Board of Commissioners		Direksi Board of Directors		Pemegang Saham Pengendali Controlling shareholders		Dewan Komisaris Board of Commissioners		Direksi Board of Directors		Pemegang Saham Pengendali Pemegang Saham Pengendali Controlling shareholders			
		Ya Yes	Tidak No	Ya Yes	Tidak No	Ya Yes	Tidak No	Ya Yes	Tidak No	Ya Yes	Tidak No	Ya Yes	Tidak No	Ya Yes	Tidak No
Iwan Pasila	Direktur Utama President Director		√		√		√		√		√		√		√
Lim Chet Ming	Direktur Director		√		√		√		√		√		√		√
Sutadi	Direktur Director		√		√		√		√		√		√		√
Yosie William Iroth	Direktur Director		√		√		√		√		√		√		√
I Dewa Gede Agung	Direktur Kepatuhan dan Legal Director of Compliance and Legal		√		√		√		√		√		√		√
Dany Cahya Rukmana*	Direktur Kepatuhan dan Legal Director of Compliance and Legal		√		√		√		√		√		√		√
Anik Hidayati**	Direktur Pemasaran & Bisnis Syariah Director of Marketing & Sharia Business		√		√		√		√		√		√		√
Khairi Setiawan**	Direktur Keuangan Director of Finance		√		√		√		√		√		√		√

* Berhenti menjabat sejak 26 April 2022 / xxx
** Berhenti menjabat sejak 23 September 2021 / xxx

Perubahan Komposisi Anggota Direksi dan Alasan Perubahannya

Selama tahun 2021, telah terjadi perubahan komposisi Direksi yang dilaksanakan sesuai dengan kebutuhan Perusahaan sebagaimana penjelasan berikut:

Changes in The Composition of Members of The Board of Directors and Reasons for The Changes

During 2021, there has been a change in the composition of the Board of Directors which was carried out in accordance with the needs of the Company as explained below:

Komposisi Direksi Sebelum RUPS Tahunan Tanggal 15 April 2021

Komposisi Direksi sebelum RUPS Tahunan tanggal 15 April 2021 sebanyak 4 (empat) orang yang terdiri dari 1 (satu) orang Direktur Utama dan 3 (tiga) orang Direktur. Seluruh anggota Direksi berdomisili di wilayah kerja Kantor Pusat BRI Life. Komposisi dan dasar pengangkatan Direksi dapat dilihat pada tabel di bawah ini.

Composition of The Board of Directors Before Annual GMS on April 15, 2021

The composition of the Board of Directors prior to the Annual GMS on April 15, 2021 is 4 (four) people consisting of 1 (one) President Director and 3 (three) Directors. All members of the Board of Directors are domiciled in the working area of the BRI Life Head Office. The composition and basis for the appointment of the Board of Directors can be seen in the table below.

Tabel Komposisi dan Dasar Pengangkatan Direksi Sebelum RUPS Tahunan Tanggal 15 April 2021

Table of Composition and Basis of Appointment of the Board of Directors Before the Annual GMS April 15, 2021

Nama Name	Jabatan Position	Pelaksana Executor	Dasar Pengangkatan Basis of Appointment	Tanggal Efektif Effective Date
Iwan Pasila	Direktur Utama President director	OJK Financial Services Authority	Keputusan Dewan Komisioner OJK No: KEP-423/NB.11/2020 OJK Board of Commissioners Decision No: KEP-423/NB.11/2020	8 Desember 2020 December 8, 2020
Khairi Setiawan	Direktur Keuangan, Investasi & IT Director of Finance, Investment & IT	OJK Financial Services Authority	Keputusan Dewan Komisioner OJK No: KEP-193/NB.11/2016. OJK Board of Commissioners Decree No: KEP-193/NB.11/2016.	
Anik Hidayati	Direktur Pemasaran dan Bisnis Asuransi Syariah Director of Marketing and Sharia Insurance Business	OJK Financial Services Authority	Akta No. 7 tanggal 8 Juni 2018 Deed No. 7th June 8 2018	1 November 2018 November 1, 2018
Dany Cahya Rukmana	Direktur MSDM & Kepatuhan Director of HR & Compliance	OJK Financial Services Authority	Keputusan Dewan Komisioner OJK No: KEP-1006/NB.11/2018 OJK Board of Commissioners Decision No: KEP-1006/NB.11/2018	2 November 2018 November 2, 2018

Komposisi Direksi Setelah RUPS Tahunan Tanggal 15 April 2021

Pada tanggal 15 April 2021, RUPS Tahunan memutuskan perubahan susunan pengurus perusahaan sebagai berikut:

- Mengalihkan tugas Dany Cahya Rukmana sebagai Direktur Kepatuhan dan Legal.
- Mengalihkan Anik Hidayati sebagai Direktur Pemasaran.
- Mengalihkan Khairi Setiawan sebagai Direktur Keuangan.
- Mengangkat Yosie William Iroth sebagai Direktur Operasional.

Sehingga komposisi Direksi setelah RUPS Tahunan tanggal 15 April 2021 sebanyak 5 (lima) orang yang terdiri dari 1 (satu) orang Direktur Utama dan 4 (empat) orang Direktur. Seluruh anggota Direksi berdomisili di wilayah kerja Kantor Pusat BRI Life. Komposisi dan dasar pengangkatan Direksi dapat dilihat pada tabel di bawah ini.

Composition of The Board of Directors After The Annual GMS on April 15, 2021

On April 15, 2021, the Annual GMS decided to change the composition of the company's management as follows:

- Transferring the duties of Dany Cahya Rukmana as Compliance and Legal Director.
- Transferred Anik Hidayati as Marketing Director.
- Transferred Khairi Setiawan as Finance Director.
- Appointed Yosie William Iroth as Director of Operations.

So that the composition of the Board of Directors after the Annual GMS on April 15, 2021 is 5 (five) personnel consisting of 1 (one) President Director and 4 (four) Directors. All members of the Board of Directors are domiciled in the working area of the BRI Life Head Office. The composition and basis for the appointment of the Board of Directors can be seen in the table below.

Tabel Komposisi dan Dasar Pengangkatan Direksi Sebelum RUPS Tahunan Tanggal 15 April 2021

Table of Composition and Basis of Appointment of the Board of Directors Before the Annual GMS April 15, 2021

Nama Name	Jabatan Position	Pelaksana Executor	Dasar Pengangkatan Basis of Appointment	Tanggal Efektif Effective Date
Iwan Pasila	Direktur Utama President Diector	OJK Financial Services Authority	Keputusan Dewan Komisioner OJK No: KEP-423/NB.11/2020 OJK Board of Commissioners Decision No: KEP-423/NB.11/2020	8 Desember 2020 Desember 8, 2020

Nama Name	Jabatan Position	Pelaksana Executor	Dasar Pengangkatan Basis of Appointment	Tanggal Efektif Effective Date
Khairi Setiawan	Direktur Keuangan Direktor of Finance	OJK Financial Services Authority	Keputusan Dewan Komisioner OJK No: KEP-193/NB.11/2016. Decision of the Board of Commissioners of the Financial Services Authority No: KEP-193/NB.11/2016.	
Anik Hidayati	Direktur Pemasaran Director of Marketing	OJK Financial Services Authority	Akta No. 7 tanggal 8 Juni 2018 Deed No. 7 June 8, 2018	1 November 2018 November 1, 2018
Dany Cahya Rukmana	Direktur Kepatuhan dan Legal Director of Compliance and Legal	OJK Financial Services Authority	Keputusan Dewan Komisioner OJK No: KEP-1006/NB.11/2018 OJK Board of Commissioners Decision No: KEP-1006/NB.11/2018	2 November 2018 November 2, 2018
Yosie Wiliam Iroth	Direktur Operasional Director of Operations	OJK Financial Services Authority	Akta No. 92 tanggal 23 September 2021 Deed No. 58 May 11, 2021	5 Agustus 2021 August 5, 2021

Komposisi Direksi Setelah RUPS Sirkuler Tanggal 20 September 2021

Pada tanggal 20 September 2021 Keputusan Sirkuler Pengganti Rapat Umum Pemegang Saham Luar Biasa PT Asuransi Bri Life memutuskan untuk:

- Memberhentikan dengan hormat Khairi Setiawan sebagai Direktur Keuangan.
- Mengukuhkan pemberhentian Anik Hidayati sebagai Direktur Pemasaran.
- Mengangkat Lim Chet Ming sebagai Direktur Keuangan.
- Mengangkat Sutadi sebagai Direktur Pemasaran.

Sehingga komposisi Direksi setelah RUPS Sirkuler sebanyak 5 (lima) orang yang terdiri dari 1 (satu) orang Direktur Utama dan 4 (empat) orang Direktur. Seluruh anggota Direksi berdomisili di wilayah kerja Kantor Pusat BRI Life. Komposisi dan dasar pengangkatan Direksi dapat dilihat pada tabel di bawah ini.

Composition of The Board of Directors After The Circular GMS on September 23, 2021

On September 23, 2021 Circular Decision in Lieu of the Extraordinary General Meeting of Shareholders of PT Asuransi Bri Life decided to:

- Honorably dismissed Khairi Setiawan as Finance Director.
- Confirmed the dismissal of Anik Hidayati as Marketing Director.
- Appointed Lim Chet Ming as Finance Director.
- Appointed Sutadi as Marketing Director.

So that the composition of the Board of Directors after the Circular GMS is 5 (five) people consisting of 1 (one) President Director and 4 (four) Directors. All members of the Board of Directors are domiciled in the working area of the BRI Life Head Office. The composition and basis for the appointment of the Board of Directors can be seen in the table below.

Tabel Komposisi dan Dasar Pengangkatan Direksi Setelah RUPS Sirkuler Tanggal 20 September 2021

Table of Composition and Basis of Appointment of Directors After Circular GMS on September 20, 2021

Nama Name	Jabatan Position	Pelaksana Executor	Dasar Pengangkatan Basis of Appointment	Tanggal Efektif Effective Date
Iwan Pasila	Direktur Utama President Director	OJK	Keputusan Dewan Komisioner OJK No: KEP-423/NB.11/2020 OJK Board of Commissioners Decision No: KEP-423/NB.11/2020	8 Desember 2020 December 8, 2020
Dany Cahya Rukmana	Direktur Kepatuhan dan Legal Director of Compliance and Legal	OJK	Keputusan Dewan Komisioner OJK No: KEP-1006/NB.11/2018 OJK Board of Commissioners Decision No: KEP-1006/NB.11/2018	2 November 2018 November 2, 2018
Yosie Wiliam Iroth	Direktur Operasional Director of Operations	OJK	Akta No. 58 tanggal 11 Mei 2021 Deed No. 58 May 11, 2021	5 Agustus 2021 August 5, 2021
Lim Chet Ming	Direktur Keuangan Director of Finance	OJK	Akta No. 92 tanggal 23 September 2021 Deed No. 92 September 23, 2021	9 Februari 2022 February 9, 2022
Sutadi	Direktur Pemasaran Director of Marketing	OJK	Akta No. 92 tanggal 23 September 2021 Deed No. 92 September 23, 2021	08 Februari 2022 February 8, 2022

Komposisi Direksi Setelah RUPS Tahunan Tahun Buku 2021 Tanggal 26 April 2022

Pada tanggal 26 April 2022 Keputusan Rapat Umum Pemegang Saham Tahunan PT Asuransi Bri Life memutuskan untuk:

- Memberhentikan dengan hormat Dany Cahya Rukmana sebagai Direktur Kepatuhan dan Legal.
- Mengangkat I Dewa Gede Agung sebagai Direktur Kepatuhan dan Legal.

Sehingga komposisi Direksi setelah RUPS Sirkuler sebanyak 5 (lima) orang yang terdiri dari 1 (satu) orang Direktur Utama dan 4 (empat) orang Direktur. Seluruh anggota Direksi berdomisili di wilayah kerja Kantor Pusat BRI Life. Komposisi dan dasar pengangkatan Direksi dapat dilihat pada tabel di bawah ini.

Composition of the Board of Directors After the Annual GMS for Financial Year 2021 on April 26, 2022

On April 26, 2022 the decision of the Annual General Meeting of Shareholders of PT Asuransi Bri Life decided to:

- Dismissing with honor Dany Cahya Rukmana as Compliance and Legal Director.
- Appointing I Dewa Gede Agung as Compliance and Legal Director.

So that the composition of the Board of Directors after the Circular GMS is 5 (five) people consisting of 1 (one) President Director and 4 (four) Directors. All members of the Board of Directors are domiciled in the working area of the BRI Life Head Office. The composition and basis for the appointment of the Board of Directors can be seen in the table below.

Tabel Komposisi dan Dasar Pengangkatan Direksi Setelah RUPS Sirkuler Tanggal 26 April 2022

Table of Composition and Basis of Appointment of Directors After Circular GMS on September 23, 2021

Nama Name	Jabatan Position	Pelaksana Executor	Dasar Pengangkatan Basis of Appointment	Tanggal Efektif Effective Date
Iwan Pasila	Direktur Utama President Director	OJK	Keputusan Dewan Komisioner OJK No: KEP-423/NB.11/2020 OJK Board of Commissioners Decision No: KEP-423/NB.11/2020	8 Desember 2020 December 8, 2020
Yosie Wiliam Iroth	Direktur Operasional Director of Operations	OJK	Akta No. 58 tanggal 11 Mei 2021 Deed No. 58 May 11, 2021	5 Agustus 2021 August 5, 2021
Lim Chet Ming	Direktur Keuangan Director of Finance	OJK	Akta No. 92 tanggal 23 September 2021 Deed No. 92 September 23, 2021	9 Februari 2022 February 9, 2022
Sutadi	Direktur Pemasaran Director of Marketing	OJK	Akta No. 92 tanggal 23 September 2021 Deed No. 92 September 23, 2021	08 Februari 2022 February 8, 2022
I Dewa Gede Agung	Direktur Kepatuhan dan Legal Director of Compliance and Legal	OJK	Akta No. 164 tanggal 26 April 2022 Deed No. 164 April 26, 2022	Menunggu hasil *Fit & Profer Test* Waiting for Fit & Professional Test results

Profil Dewan Komisaris
Board of Commissioners' Profile

Muhammad Syafri Rozi

Komisaris Utama
President Commissioner

Warga Negara Indonesia
Indonesian Citizen

Lahir di Baturaja, pada tahun 1965. Usia 56 tahun Per Desember 2021.
Born in Baturaja, in 1965. 56 years old As of December 2021.

Domisili di Jakarta
Domicile in Jakarta

PERIODE MENJABAT
Period of Service

2020 – sampai dengan ditutupnya RUPS Tahunan yang ke-3 sejak pengangkatan (Periode Pertama).

2020 – until the closing of the 3rd Annual GMS since the appointment (First Period).

RANGKAP JABATAN
Concurrent Position

Beliau tidak memiliki jabatan di perusahaan maupun lembaga lain.

He has no positions in other companies or institutions.

KEPEMILIKAN SAHAM
Shares Ownership

Tidak memiliki

Do not have

RIWAYAT PENDIDIKAN
Educational Background

- Sarjana bidang Ekonomi/Manajemen dari Universitas Sriwijaya, Palembang (1989).
- Magister Manajemen dari Universitas Airlangga, Surabaya (2003).

- Bachelor in Economics/Management from Sriwijaya University, Palembang (1989).
- Master of Management from Airlangga University, Surabaya (2003).

SERTIFIKASI
Certification

- Sertifikasi Manajemen Risiko Level 4 dari BSMR (2016).
- Sertifikasi Ahli Tata Kelola Risiko Terintegrasi dari LSPMR – BNSP (2020).
- Sertifikasi Manajemen Risiko Level 5 dari BNSP (2021).

- Risk Management Certification Level 4 from BSMR (2016).
- Integrated Risk Management Expert Certification from LSPMR – BNSP (2020).
- Risk Management Certification Level 5 from BNSP (2021).

PENGALAMAN KERJA
Work Experience

- Pemimpin Cabang BRI Bagansiapiapi (2003 – 2006).
- Pemimpin Cabang BRI Sampit (2007 – 2009).
- Pemimpin Cabang BRI Mataram (2009 – 2010).
- Pemimpin Cabang BRI Sukabumi (2010-2011).
- Pemimpin Cabang BRI Bogor Dewi Sartika (2012 – 2013).
- Pemimpin Cabang BRI Jakarta Pasar Minggu (2013 – 2014).
- Wakil Pemimpin Wilayah BRI Palembang (2014 – 2015).
- Kepala Divisi Wealth Management BRI (2016 – 2017).
- Inspektur BRI Pekanbaru (2018).
- Kepala Audit Intern Wilayah BRI Bandar Lampung (2018 – 2019).
- Kepala Audit Intern Wilayah BRI Jakarta 2 (2018 – 2019).
- Kepala Divisi Human Capital BRI (2019 – 2021).
- SEVP Operation BRI (2021).
- Komisaris Utama BRI Life (2020-sekarang).

- BRI Branch Manager Bagansiapiapi (2003 – 2006).
- BRI Sampit Branch Manager (2007 – 2009).
- Head of BRI Mataram Branch (2009 – 2010).
- Head of BRI Sukabumi Branch (2010-2011).
- BRI Bogor Branch Manager Dewi Sartika (2012 – 2013).
- Head of BRI Jakarta Pasar Minggu Branch (2013 – 2014).
- Deputy Regional Leader of BRI Palembang (2014 – 2015).
- Head of BRI Wealth Management Division (2016 – 2017).
- BRI Inspector Pekanbaru (2018).
- Head of Internal Audit for BRI Bandar Lampung Region (2018 – 2019).
- Head of Internal Audit for BRI Jakarta 2 (2018 – 2019).
- Head of BRI's Human Capital Division (2019 – 2021).
- SEVP Operation BRI (2021).
- President Commissioner of BRI Life (2020-present).

DASAR HUKUM PENGANGKATAN
Appointment History

Diangkat untuk pertama kalinya sebagai Komisaris Utama BRI Life berdasarkan Pernyataan Keputusan Pemegang Saham di Luar Rapat Umum Pemegang Saham (Keputusan Sirkuler Pemegang Saham) Perseroan Terbatas PT ASURANSI BRI LIFE, sesuai Akta No. 10 Tanggal 28 Agustus 2020.

Appointed for the first time as President Commissioner of BRI Life based on the Statement of Shareholders' Decisions Outside the General Meeting of Shareholders (Circular Decisions of Shareholders) of PT ASURANSI BRI LIFE Limited Liability Company, pursuant to Deed No. 10 August 28, 2020.

Eko Wahyu Andriastono

Komisaris Independen
Independent Commissioner

Warga Negara Indonesia
Indonesian Citizen

Lahir di Trenggalek, pada tahun 1958. Usia 63 tahun Per Desember 2021.
Born in Trenggalek, in 1958. Age 63 years As of December 2021.

Domisili di Jakarta
Domicile in Jakarta

PERIODE MENJABAT
Period of Service

2019 – sampai dengan ditutupnya RUPS Tahunan yang ke-3 sejak pengangkatan (Periode Pertama).

2019 – until the closing of the 3rd Annual GMS since the appointment (First Period).

RANGKAP JABATAN
Concurrent Position

Beliau tidak memiliki jabatan di perusahaan maupun lembaga lain.

He has no positions in other companies or institutions.

KEPEMILIKAN SAHAM
Shares Ownership

Tidak memiliki

Do not have

RIWAYAT PENDIDIKAN
Educational Background

- Sarjana bidang Pertanian dari Universitas Jember (1984).
- Magister Manajemen Keuangan dari Universitas Padjajaran, Bandung (2000).

- Bachelor in Agriculture from the University of Jember (1984).
- Master in Financial Management from Padjadjaran University, Bandung (2000).

SERTIFIKASI
Certification

- Sertifikasi Manajemen Risiko Level I dari BSMR (2006).
- Sertifikasi Manajemen Risiko Level II dari BSMR (2006).
- Sertifikasi Manajemen Risiko Level III dari BSMR (2008).
- International Certificate in Banking Risk and Regulation dari GARP dan BSMR (2008).
- Sertifikasi Manajemen Risiko Level IV dari LSPP (2012).
- Sertifikasi Manajemen Risiko Level V dari LSPP (2015).
- Sertifikasi Kompetensi Manajemen Risiko Perusahaan Perasuransian dari AAMAI – BNSP (2021).
- Sertifikasi Ahli Tata Kelola Risiko Terintegrasi dari LSPMR – BNSP (2021).

- Risk Management Certification Level I from BSMR (2006).
- Risk Management Certification Level II from BSMR (2006).
- Risk Management Certification Level III from BSMR (2008).
- International Certificate in Banking Risk and Regulation from GARP and BSMR (2008).
- Risk Management Certification Level IV from LSPP (2012).
- Risk Management Certification Level V from LSPP (2015).
- Insurance Company Risk Management Competency Certification from AAMAI – BNSP (2021).
- Integrated Risk Management Expert Certification from LSPMR – BNSP (2021).

PENGALAMAN KERJA
Work Experience

- Inspektur BRI Kantor Inspeksi Palembang (2007-2008).
- Pimpinan Wilayah BRI Kanwil Manado (2008-2009).
- Pimpinan Wilayah BRI Kanwil Banjarmasin (2009-2010).
- Pimpinan Wilayah BRI Kanwil Yogyakarta (2010-2012).
- Pimpinan Wilayah BRI Kanwil Jakarta 3 (2012-2014).
- Direktur Utama PT Asuransi Bringin Sejahtera Arthamakmur (2014-2019).
- Komisaris Independen BRI Life (2019-sekarang).

- Inspector of BRI Inspection Office Palembang (2007-2008).
- Regional Head of BRI Regional Office Manado (2008-2009).
- Regional Head of BRI Regional Office Banjarmasin (2009-2010).
- Regional Head of BRI Regional Office Yogyakarta (2010-2012).
- Regional Head of BRI Regional Office Jakarta 3 (2012-2014).
- President Director of PT Asuransi Bringin Sejahtera Arthamakmur (2014-2019).
- Independent Commissioner of BRI Life (2019-present).

DASAR HUKUM PENGANGKATAN
Appointment History

Diangkat untuk pertama kalinya sebagai Komisaris Independen BRI Life berdasarkan Akta Pengangkatan No. 47 tanggal 11 Maret 2019.

Appointed for the first time as an Independent Commissioner of BRI Life based on the Deed of Appointment No. 47 on March 11, 2019.

Premita Fifi Widhiawati

Komisaris Independen
Independent Commissioner

Warga Negara Indonesia
Indonesian Citizen

Lahir di Jakarta, pada tahun 1966. Usia 55 tahun Per Desember 2021.
Born in Jakarta, in 1966. Age 55 as of December 2021.

Domisili di Jakarta
Domicile in Jakarta

PERIODE MENJABAT
Period of Service

2020 – sampai dengan ditutupnya RUPS Tahunan yang ke-3 sejak pengangkatan (Periode Pertama).

2020 – until the closing of the 3rd Annual GMS since the appointment (First Period).

RANGKAP JABATAN
Concurrent Position

- Senior Consultant PT Mars Data Science (2014-sekarang).
- CEO dan CoFounder PT National Survey & Advisory (2015-sekarang).
- Senior Consultant of PT Mars Data Science (2014-present).
- CEO and CoFounder of PT National Survey & Advisory (2015-present).

KEPEMILIKAN SAHAM
Shares Ownership

Tidak memiliki

Do not have

RIWAYAT PENDIDIKAN
Educational Background

- Sarjana bidang Hukum dari Universitas Indonesia (1991).
- Bachelor's degree in Law from the University of Indonesia (1991).

SERTIFIKASI
Certification

Sertifikasi Ahli Tata Kelola Risiko Terintegrasi dari LSPMR – BNSP (2020).
Integrated Risk Management Expert Certification from LSPMR – BNSP (2020).

PENGALAMAN KERJA
Work Experience

- Staff Lokal untuk The Export Import Bank of Korea (1987 – 1988).
- Junior Lawyer untuk Firma Hukum Soemaryono, Herman and Partner (1988 – 1989).
- Legal Officer, Citibank (1989 – 1991).
- Freelance Consultant (1991 – 2014).
- Senior Consultant PT Mars Data Science (2014-sekarang).
- CEO dan CoFounder PT National Survey & Advisory (2015-sekarang).
- Sekretaris Satuan Tugas Promosi Pariwisata Karnaval Kemerdekaan Pesona Danau Toba di Kementerian Pariwisata Republik Indonesia (2016).
- Komisaris Independen BRI Life (2020-sekarang).

- Local Staff for The Export Import Bank of Korea (1987 – 1988).
- Junior Lawyer for Soemaryono, Herman and Partner Law Firm (1988 – 1989).
- Legal Officer, Citibank (1989 – 1991).
- Freelance Consultant (1991 – 2014).
- Senior Consultant of PT Mars Data Science (2014-present).
- CEO and CoFounder of PT National Survey & Advisory (2015-present).
- Secretary of the Tourism Promotion Task Force for the Enchantment of Lake Toba's Independence Carnival at the Ministry of Tourism of the Republic of Indonesia (2016).
- Independent Commissioner of BRI Life (2020-present).

DASAR HUKUM PENGANGKATAN
Appointment History

Diangkat untuk pertama kalinya sebagai Komisaris Independen BRI Life berdasarkan Pernyataan Keputusan Pemegang Saham di Luar Rapat Umum Pemegang Saham (Keputusan Sirkuler Pemegang Saham) Perseroan Terbatas PT ASURANSI BRI LIFE, sesuai Akta No. 05 Tanggal 08 Juli 2020.

Appointed for the first time as President Commissioner of BRI Life based on the Statement of Shareholders' Decisions Outside the General Meeting of Shareholders (Circular Decisions of Shareholders) of PT ASURANSI BRI LIFE Limited Liability Company, pursuant to Deed No. 10 August 28, 2020.

Ubaidillah Nugraha

Komisaris Independen
Independent Commissioner

Warga Negara Indonesia
Indonesian Citizen

Lahir di Jakarta, pada tahun 1973. Usia 48 tahun Per Desember 2021.
Born in Jakarta, in 1973. Age 48 years As of December 2021.

Domisili di Jakarta
Domicile in Jakarta

PERIODE MENJABAT
Period of Service

2021 – sampai dengan ditutupnya RUPS Tahunan yang ke-3 sejak pengangkatan (Periode Pertama).

2021 – until the closing of the 3rd Annual GMS since the appointment (First Period).

RANGKAP JABATAN
Concurrent Position

- Strategic Advisor/Investment Committee di Halofina (2018 – sekarang).
- Anggota Audit, Risk Oversight and Integrated Corporate Governance Committee di HSBC Bank (2016 – sekarang).
- Komisaris Independen PT Unicharm Indonesia Tbk (2019 – sekarang).

- Strategic Advisor/Investment Committee at Halofina (2018 – present).
- Member of Audit, Risk Oversight and Integrated Corporate Governance Committee at HSBC Bank (2016 – present).
- Independent Commissioner of PT Unicharm Indonesia Tbk (2019 – present).

RIWAYAT PENDIDIKAN
Educational Background

- Sarjana Ekonomi Akuntansi, Universitas Indonesia (1999).
- Magister bidang Public Management dari University of Victoria, School of Government, Selandia Baru (2014).

- Bachelor of Economics in Accounting, University of Indonesia (1999).
- Master in Public Management from the University of Victoria, School of Government, New Zealand (2014).

SERTIFIKASI
Certification

Sertifikasi Ahli Tata Kelola Risiko Terintegrasi dari LSPMR – BNSP (2021).
Integrated Risk Management Expert Certification from LSPMR – BNSP (2021).

PENGALAMAN KERJA
Work Experience

- Project Financial Analyst di IBM Global Services Department (1996 – 1999).
- Manager Marketing & Product Development di BNP Paribas Invesment Management (1999 – 2001).
- Head of Research, Financial Services Practices Area di Boston Consulting Group (2001 – 2003).
- Konsultan di SKHA Consulting (2003).
- Vice President, Head of Department, Strategic Planning Consumer Directorate di Bank Mandiri (2003 – 2010).
- Managing Director of Strategy and Finance di Trimegah Securities (2010 – 2013).
- Strategic Advisor/Investment Committee di Halofina (2018 – sekarang).
- Anggota Audit, Risk Oversight and Integrated Corporate Governance Committee di HSBC Bank (2016 – sekarang).
- Komisaris Independen Aberdeen Asset Management (2019-2021).
- Komisaris Independen PT Unicharm Indonesia Tbk (2019 – sekarang).
- Komisaris Independen BRI Life (2021 – sekarang).

- Project Financial Analyst at IBM Global Services Department (1996 – 1999).
- Manager of Marketing & Product Development at BNP Paribas Investment Management (1999 – 2001).
- Head of Research, Financial Services Practices Area at Boston Consulting Group (2001 – 2003).
- Consultant at SKHA Consulting (2003).
- Vice President, Head of Department, Strategic Planning Consumer Directorate at Bank Mandiri (2003 – 2010).
- Managing Director of Strategy and Finance at Trimegah Securities (2010 – 2013).
- Strategic Advisor/Investment Committee at Halofina (2018 – present).
- Member of Audit, Risk Oversight and Integrated Corporate Governance Committee at HSBC Bank (2016 – present).
- Independent Commissioner of Aberdeen Asset Management (2019-2021).
- Independent Commissioner of PT Unicharm Indonesia Tbk (2019 – present).
- Independent Commissioner of BRI Life (2021 – present).

DASAR HUKUM PENGANGKATAN
Appointment History

Diangkat untuk pertama kalinya sebagai Komisaris Independen BRI Life berdasarkan Keputusan RUPS tanggal 15 April 2021 yang tercantum pada Akta No. 58 Tanggal 11 Mei 2021.

Appointed for the first time as Independent Commissioner of BRI Life based on the Resolution of the GMS on April 15, 2021 as stated in Deed No. 58 May 11, 2021.

KEPEMILIKAN SAHAM
Shares Ownership

Tidak memiliki

Do not have

Jonathan Hekster

Komisaris
Commissioner

Warga Negara Indonesia
Indonesian Citizen

Lahir di Leiden, Belanda, pada tahun 1969. Usia 52 tahun Per Desember 2021.
Born in Leiden, Netherlands, in 1969. Age 52 As of December 2021.

Domisili di Jakarta
Domicile in Jakarta

PERIODE MENJABAT
Period of Service

2021 – sampai dengan ditutupnya RUPS Tahunan yang ke-3 sejak pengangkatan (Periode Pertama).

2021 – until the closing of the 3rd Annual GMS since the appointment (First Period).

RANGKAP JABATAN
Concurrent Position

- Group Chief of Partnership Distribution di FWD Group (2020 – sekarang).
- Group Chief of Partnership Distribution at FWD Group (2020 – present).

KEPEMILIKAN SAHAM
Shares Ownership

Tidak memiliki

Do not have

RIWAYAT PENDIDIKAN
Educational Background

- Sarjana bidang Finance and Accounting dari Erasmus Universiteit Rotterdam (1994).
- Chartered Financial Analyst dari CFA institute, USA (2009).

- Bachelor in Finance and Accounting from Erasmus Universiteit Rotterdam (1994).
- Chartered Financial Analyst from CFA institute, USA (2009).

SERTIFIKASI
Certification

Qualified Risk Governance Professional (QRGP) dari LSP MKS (2021).
Qualified Risk Governance Professional (QRGP) dari LSP MKS (2021).

PENGALAMAN KERJA
Work Experience

- Penasihat CEO/Konsultan Internal di Utan Group (1995 – 1998).
- Senior Research Associate di AEGON Life Insurance The Hague (1999 – 2001).
- Senior Analyst Financial Services with focus on insurance di The Boston Consulting Group Amsterdam (2001 – 2004).
- Topic Expert Insurance (Project Leader) di The Boston Consulting Group Amsterdam (2005 – 2006).
- Topic Expert Insurance (Principal) di The Boston Consulting Group Amsterdam (2006 – 2007).
- Konsultan Strategi di bidang Asuransi di Oliver Wyman London (2007).
- Senior Research Analyst European insurance di Sanford C. Bernstein (2008 – 2010).
- Manajer Senior di Oliver Wyman Singapore (2010 – 2013).
- Regional Partnership Distribution, AVP di Manulife Asia (2014 – 2015).
- Head of Regional Partnership Distribution, VP di Manulife Asia (2014 – 2015).
- Regional Head of DBS Relationship, SVP di Manulife Asia (2015 – 2017).
- President Director and CEO of Manulife Indonesia, SVP (2017 -2019).
- Head of Transformation for Manulife Asia, SVP (2019).
- Group Chief of Partnership Distribution di FWD Group (2020 – sekarang).
- Komisaris BRI Life (2021-sekarang).

- Advisor to CEO/Internal Consultant at Utan Group (1995 – 1998).
- Senior Research Associate at AEGON Life Insurance The Hague (1999 – 2001).
- Senior Analyst Financial Services with focus on insurance at The Boston Consulting Group Amsterdam (2001 – 2004).
- Topic Expert Insurance (Project Leader) at The Boston Consulting Group Amsterdam (2005 – 2006).
- Topic Expert Insurance (Principal) at The Boston Consulting Group Amsterdam (2006 – 2007).
- Strategy Consultant in Insurance at Oliver Wyman London (2007).
- Senior Research Analyst European insurance at Sanford C. Bernstein (2008 – 2010).
- Senior Manager at Oliver Wyman Singapore (2010 – 2013).
- Regional Partnership Distribution, AVP at Manulife Asia (2014 – 2015).
- Head of Regional Partnership Distribution, VP at Manulife Asia (2014 – 2015).
- Regional Head of DBS Relationship, SVP at Manulife Asia (2015 – 2017).
- President Director and CEO of Manulife Indonesia, SVP (2017 -2019).
- Head of Transformation for Manulife Asia, SVP (2019).
- Group Chief of Partnership Distribution at FWD Group (2020 – present).
- Commissioner of BRI Life (2021-present).

DASAR HUKUM PENGANGKATAN
Appointment History

Diangkat untuk pertama kalinya sebagai Komisaris BRI Life berdasarkan Keputusan RUPS tanggal 15 April 2021 yang tercantum pada Akta No. 58 Tanggal 11 Mei 2021.

Appointed for the first time as Commissioner of BRI Life based on the GMS Resolution on April 15, 2021 as stated in Deed No. 58 May 11, 2021.

Mulabasa Hutabarat*

Komisaris Independen
Independent Commissioner

Warga Negara Indonesia
Indonesian Citizen

Lahir di Jakarta, pada tahun 1954.
Usia 67 tahun Per Desember 2021.
Born in Jakarta, in 1954. Age 67 as of December 2021.

Domisili di Jakarta
Domicile in Jakarta

PERIODE MENJABAT
Period of Service

2016 – 2021 (Periode Kedua).

2016 – 2021 (Second Period).

RANGKAP JABATAN
Concurrent Position

- Beliau tidak memiliki jabatan di perusahaan maupun lembaga lain.
- He has no positions in other companies or institutions.

KEPEMILIKAN SAHAM
Shares Ownership

Tidak memiliki

Do not have

RIWAYAT PENDIDIKAN
Educational Background

- Sarjana bidang Ekonomi Pembangunan dari Universitas Indonesia (1982).
- Magister bidang Ekonomi dari Indiana University USA (1990).
- Bachelor in Development Economics from the University of Indonesia (1982).
- Master in Economics from Indiana University USA (1990).

SERTIFIKASI
Certification

- Certified in Enterprise Risk Governance (CERG) as established and certified by the Enterprise Risk Management Academy (ERMA) (2020).
- Certified in Enterprise Risk Governance (CERG) as established and certified by the Enterprise Risk Management Academy (ERMA) (2020).

PENGALAMAN KERJA
Work Experience

- Sekretaris Jenderal Lembaga Keuangan Departemen Keuangan (2000 – 2006).
- Kepala Biro Dana Penisun, Bapepam-LK (2006 – 2012).
- Kepala Biro Pembiayaan dan Penjaminan Bapepam-LK (2012 – 2013).
- Sekretaris Badan Kebijakan Fiskal, Kementerian Keuangan (2013 – 2014).
- Komisaris Independen BRI Life (2016 – 2021).
- Secretary General of Financial Institutions Ministry of Finance (2000 – 2006).
- Head of Bureau of Pension Funds, Bapepam-LK (2006 – 2012).
- Head of the Financing and Guarantee Bureau of Bapepam-LK (2012 – 2013).
- Secretary of the Fiscal Policy Agency, Ministry of Finance (2013 – 2014).
- Independent Commissioner of BRI Life (2016 – 2021).

DASAR HUKUM PENGANGKATAN
Appointment History

Diangkat untuk pertama kalinya sebagai Komisaris Independen BRI Life berdasarkan Akta No. 10 tanggal 03 Agustus 2016.

Appointed for the first time as Independent Commissioner of BRI Life based on Deed No. 10 on 03 August 2016.

* Berhenti menjabat sejak 15 April 2021. / Quit his position since April 15, 2021.

Hubungan Afiliasi Anggota Dewan Komisaris

Board of Commissioners' Affiliate Relations

Tabel Hubungan Afiliasi Dewan Komisaris
Table of Board of Commissioners Affiliate Relationship

Hubungan Keuangan, Keluarga dan Kepengurusan Komisaris Financial, Family and Management Relations of the Commissioner															
Nama Name	Jabatan Position	Hubungan Keuangan Dengan Financial Relationship With						Hubungan Keluarga Dengan Hubungan Keluarga Dengan xxx						Hubungan Kepengurusan Management Relations	
		Dewan Komisaris Board of Commissioners		Direksi Board of Directors		Pemegang Saham Pengendali Controlling shareholders		Dewan Komisaris Board of Commissioners		Direksi Board of Directors		Pemegang Saham Pengendali Controlling shareholders			
		Ya Yess	Tidak No	Ya Yess	Tidak No	Ya Yess	Tidak No	Ya Yess	Tidak No	Ya Yess	Tidak No	Ya Yess	Tidak No	Ya Yess	Tidak No
Muhammad Syafri Rozi	Komisaris Utama President Commissioner		√		√		√		√		√		√		√
Eko Wahyu Andriastono	Komisaris Independen Independent Commissioner		√		√		√		√		√		√		√
Premita Fifi Widhiawati	Komisaris Independen Independent Commissioner		√		√		√		√		√		√		√
Ubaidillah Nugraha	Komisaris Independen Independent Commissioner		√		√		√		√		√		√		√
Jonathan Hekster	Komisaris Commissioner		√		√		√		√		√		√		√

Perubahan Komposisi Anggota Dewan Komisaris dan Alasan Perubahannya

Selama tahun 2021, telah terjadi perubahan komposisi Dewan Komisaris yang dilaksanakan sesuai dengan kebutuhan Perusahaan sebagaimana penjelasan berikut:

Komposisi Dewan Komisaris Sebelum RUPS Tahunan

Komposisi Dewan Komisaris sebelum RUPS Tahunan sebanyak 4 (empat) orang yang terdiri dari 1 (satu) orang Komisaris Utama dan 3 (tiga) orang Komisaris Independen. Seluruh anggota Dewan Komisaris berdomisili di wilayah kerja Kantor Pusat BRI Life. Komposisi dan dasar pengangkatan Dewan Komisaris dapat dilihat pada tabel di bawah ini.

Changes In The Composition Members of Board of Commissioners and The Reasons for Changes

During 2021, there has been a change in the composition of the Board of Commissioners carried out in accordance with the needs of the Company as explained below:

Composition of The Board of Commissioners Before Annual GMS

The composition of the Board of Commissioners prior to the Annual GMS was 4 (four) people consisting of 1 (one) President Commissioner and 3 (three) Independent Commissioners. All members of the Board of Commissioners were domiciled in the working area of the BRI Life Head Office. The composition and basis for the appointment of the Board of Commissioners can be seen in the table below.

Tabel Komposisi dan Dasar Pengangkatan Dewan Komisaris Sebelum RUPS Tahunan
Table of Composition and Basis of Appointment of the Board of Commissioners Before the Annual GMS

Nama Name	Jabatan Position	Pelaksana Executor	Dasar Pengangkatan Basis of Appointment	Tanggal Efektif Effective date
Muhammad Syafri Rozi	Komisaris Utama President Commissioner	OJK	Keputusan RUPS Sirkuler Akta No. 10 Decision of Circular GMS Deed No. 10	28 Agustus 2020 August 28, 2020
Eko Wahyu Andriastono	Komisaris Independen Independent Commissioner	OJK	Keputusan RUPS Akta No. 47 Decision of the GMS Deed No. 47	11 Maret 2019 March 11, 2019
Premita Fifi Widhiawati	Komisaris Independen Independent Commissioner	OJK	Keputusan RUPS Sirkuler Akta No. 05 Decision of Circular GMS Deed No. 05	08 Juli 2020 July 08, 2020
Mulabasa Hutabarat	Komisaris Independen Komisaris Independen Independent Commissioner	OJK	Keputusan RUPS Akta No. 10 Decision of the GMS Deed No. 10	03 Agustus 2016 August 03, 2016

Komposisi Dewan Komisaris Setelah RUPS Tahunan

Pada tanggal 15 April 2021, RUPS Tahunan memutuskan perubahan susunan pengurus perusahaan sebagai berikut:

1. Memberhentikan dengan hormat anggota Dewan Komisaris Mulabasa Hutabarat, sebagai Komisaris Independen.

2. Selanjutnya pada RUPS Tahunan yang sama, memutuskan dan mengangkat:
   - Ubaidillah Nugraha, sebagai Komisaris Independen.
   - Jonathan Hekster, sebagai Komisaris.

Sehingga komposisi Dewan Komisaris setelah RUPS Tahunan yaitu sebanyak 5 (lima) orang yang terdiri dari 1 (satu) orang Komisaris Utama, 3 (tiga) orang Komisaris Independen dan 1 (satu) orang Komisaris. Seluruh Dewan Komisaris berdomisili di wilayah kerja Kantor Pusat BRI Life. Komposisi dan dasar pengangkatan Dewan Komisaris dapat dilihat pada tabel di bawah ini.

Composition of The Board of Commissioners After The Annual GMS

On April 15, 2021, the Annual GMS decided to change the composition of the company's management as follows:

1. Dismissing with honor a member of the Board of Commissioners, Mulabasa Hutabarat, as an Independent Commissioner.
2. Subsequently, at the same Annual GMS, decided and appointed:
   - Ubaidillah Nugraha, as Independent Commissioner.
   - Jonathan Hekster, as Commissioner.

Hence, the composition of the Board of Commissioners after the Annual GMS was 5 (five) people consisting of 1 (one) President Commissioner, 3 (three) Independent Commissioners and 1 (one) Commissioner. All of the Board of Commissioners were domiciled in the working area of the BRI Life Head Office. The composition and basis for the appointment of the Board of Commissioners can be seen in the table below.

Tabel Komposisi dan Dasar Pengangkatan Dewan Komisaris Setelah RUPS Tahunan
Table of Composition and Basis of Appointment of the Board of Commissioners after the Annual GMS

Nama Name	Jabatan Position	Pelaksana Executor	Dasar Pengangkatan Basis of Appointment	Tanggal Efektif Effective date
Muhammad Syafri Rozi	Komisaris Utama President Commissioner	OJK	Keputusan RUPS Sirkuler Akta No. 10 Decision of Circular GMS Deed No. 10	28 Agustus 2020 28 August 2020
Eko Wahyu Andriastono	Komisaris Independen Independent Commissioner	OJK	Keputusan RUPS Akta No. 47 Decision of the GMS Deed No. 47	11 Maret 2019 March 11, 2019
Premita Fifi Widhiawati	Komisaris Independen Independent Commissioner	OJK	Keputusan RUPS Sirkuler Akta No. 05 Decision of Circular GMS Deed No. 05	08 Juli 2020 July 08, 2020
Ubaidillah Nugraha	Komisaris Independen Independent Commissioner	OJK	Keputusan RUPS Akta No. 58 Decision of the GMS Deed No. 58	15 April 2021 April 15, 2021
Jonathan Hekster	Komisaris Commissioner	OJK	Keputusan RUPS Akta No. 58 Decision of the GMS Deed No. 58	15 April 2021 April 15, 2021

Profil Dewan Pengawas Syariah

Sharia Supervisory Board Profile

KH. Dr. Mohamad Hidayat, MBA, M.H.

Ketua Dewan Pengawas Syariah
Chairman of the Sharia Supervisory Board

Warga Negara Indonesia
Indonesian Citizen

Lahir di Jakarta pada tahun 1967.
Usia 54 tahun per Desember 2021.
Born in Jakarta in 1967. Age 54 as of December 2021.

Domisili di Jakarta
Domicile in Jakarta

PERIODE MENJABAT
Period of Service

2017 – sekarang (Periode Pertama).

2017 – present (First Period).

KEPEMILIKAN SAHAM
Shares Ownership

Tidak memiliki

Do not Have

RIWAYAT PENDIDIKAN
Educational Background

- Sarjana dari Fakultas Syariah IAIN Jakarta (1991).
- Master of Business Administration dari IPWI Jakarta.
- Pasca Sarjana dari Sekolah Tinggi Ilmu Hukum Institute at Business Law & Legal Management (IBLAM) Jakarta (2003).
- Doktor bidang Islamic Economic and Finance di Universitas Trisakti, Jakarta (2014).

- Bachelor from the Faculty of Sharia IAIN Jakarta (1991).
- Master of Business Administration from IPWI Jakarta.
- Postgraduate from the College of Law Institute at Business Law & Legal Management (IBLAM) Jakarta (2003).
- Doctorate in Islamic Economics and Finance at Trisakti University, Jakarta (2014).

SERTIFIKASI
Certification

- Sertifikasi Islamic Bank, BIRTH Langkawi Malaysia.
- Sertifikasi Kompetensi DPS, LSP DSN.
- Sertifikasi Hukum Kontrak, The A Team Jakarta.

- Islamic Bank Certification, BIRTH Langkawi Malaysia.
- DPS Competency Certification, LSP DSN.
- Contract Law Certification, The A Team Jakarta.

PENGALAMAN KERJA
Work Experience

- Anggota Dewan Pengawas Syariah di Bank Syariah Mandiri (1999-2021).
- Anggota Dewan Pengawas Syariah di Manulife Syariah (2003-sekarang).
- Anggota Dewan Pengawas Syariah di BTN Syariah (2005-sekarang).
- Anggota Dewan Pengawas Syariah di Allianz Syariah (2016-sekarang).
- Ketua Dewan Pengawas Syariah BRI Life (2020-sekarang).

- Member of the Sharia Supervisory Board at Bank Syariah Mandiri (1999-2021).
- Member of the Sharia Supervisory Board at Manulife Syariah (2003-present).
- Member of the Sharia Supervisory Board at BTN Syariah (2005-present).
- Member of the Sharia Supervisory Board at Allianz Syariah (2016-present).
- Chairman of the Sharia Supervisory Board of BRI Life (2020-present).

DASAR HUKUM PENGANGKATAN
Appointment History

Diangkat untuk pertama kalinya sebagai Ketua Dewan Pengawas Syariah BRI Life berdasarkan berdasarkan Akta No. 47 tanggal 20 Maret 2017 dan Keputusan Dewan Syariah Nasional MUI dengan Nomor Keputusan No. U.412/DSN- MUI/VIII/2016.

Appointed for the first time as Chairman of the Sharia Supervisory Board of BRI Life based on Deed No. 47 dated March 20, 2017 and the Decree of the National Sharia Council of MUI with Decree No. U.412/DSN-MUI/VIII/2016.

RANGKAP JABATAN
Concurrent Position

- Anggota Dewan Pengawas Syariah di Manulife Syariah (2003-sekarang).
- Anggota Dewan Pengawas Syariah di BTN Syariah (2005-sekarang).
- Anggota Dewan Pengawas Syariah di Allianz Syariah (2016-sekarang).

- Member of the Sharia Supervisory Board at Manulife Syariah (2003-present).
- Member of the Sharia Supervisory Board at BTN Syariah (2005-present).
- Member of the Sharia Supervisory Board at Allianz Syariah (2016-present).

Ir. H. Agus Haryadi, AAAIJ, FIIS

Anggota Dewan Pengawas Syariah
Sharia Supervisory Board Member

Warga Negara Indonesia
Indonesian Citizen

Lahir di Bogor pada tahun 1962. Usia 59 tahun per Desember 2021.
Born in Bogor in 1962. Age 59 as of December 2021.

Domisili di Bogor
Domicile in Bogor

PERIODE MENJABAT
Period of Service

2015 – sekarang (Periode Pertama).

2015 – present (First Period).

KEPEMILIKAN SAHAM
Shares Ownership

Tidak memiliki

Do not have

RIWAYAT PENDIDIKAN
Educational Background

- Sarjana bidang Matematika dari Institut Teknologi Bandung (1988).
- Bachelor in Mathematics from the Bandung Institute of Technology (1988).

SERTIFIKASI
Certification

- Ahli Syariah Pasar Modal (ASPM)
- Ajun Aktuaris Indonesia (ASAI)
- Ajun Ahli Asuransi Indonesia (AAMAI)
- Fellow of Islamic Insurance Society (FIIS)
- Qualified Risk Governance Professional (QRGP)
- Kompetensi Dewan Pengawas Syariah

- Capital Market Sharia Expert (ASPM)
- Indonesian Assistant Actuary (ASAI)
- Indonesian Insurance Adjunct Expert (AAMAI)
- Fellow of Islamic Insurance Society (FIIS)
- Qualified Risk Governance Professional (QRGP)
- Competence of Sharia Supervisory Board

PENGALAMAN KERJA
Work Experience

- Anggota Dewan Pengawas Syariah di BNI Life Syariah (2010-sekarang).
- Ketua Dewan Pengawas Syariah di Chubb Life Syariah (2013-sekarang).
- Anggota Dewan Pengawas Syariah di Paytren Aset Manajemen (2017-sekarang).
- Anggota Dewan Pengawas Syariah di Asuransi Takaful Umum (2018-sekarang).
- Anggota Dewan Pengawas Syariah BRI Life (2020-sekarang).

- Member of the Sharia Supervisory Board at BNI Life Syariah (2010-present).
- Chairman of the Sharia Supervisory Board at Chubb Life Sharia (2013-present).
- Member of the Sharia Supervisory Board at Paytren Asset Management (2017-present).
- Member of the Sharia Supervisory Board in General Takaful Insurance (2018-present).
- Member of the Sharia Supervisory Board of BRI Life (2020-present).

DASAR HUKUM PENGANGKATAN
Appointment History

Diangkat untuk pertama kalinya sebagai Anggota Dewan Pengawas Syariah BRI Life berdasarkan Keputusan Pemegang Saham di Luar Rapat Umum Para Pemegang Saham pada tanggal 1 April 2015 dan Keputusan Dewan Syariah Nasional MUI dengan Nomor Keputusan No: U-067/DSNMUI/III/2015.

Appointed for the first time as a Member of the Sharia Supervisory Board of BRI Life based on the Decision of the Shareholders outside the General Meeting of Shareholders on April 1, 2015 and the Decision of the National Sharia Council of MUI with Decision Number No: U-067/DSNMUI/III/2015.

RANGKAP JABATAN
Concurrent Position

- Anggota Dewan Pengawas Syariah di BNI Life Syariah (2010-sekarang).
- Ketua Dewan Pengawas Syariah di Chubb Life Syariah (2013-sekarang).
- Anggota Dewan Pengawas Syariah di Paytren Aset Manajemen (2017-sekarang).
- Anggota Dewan Pengawas Syariah di Asuransi Takaful Umum (2018-sekarang).

- Member of the Sharia Supervisory Board at BNI Life Syariah (2010-present).
- Chairman of the Sharia Supervisory Board at Chubb Life Sharia (2013-present).
- Member of the Sharia Supervisory Board at Paytren Asset Management (2017-present).
- Member of the Sharia Supervisory Board in General Takaful Insurance (2018-present).

Hj. Siti Haniatunnisa, LLB, M.H

Anggota Dewan Pengawas Syariah
Sharia Supervisory Board Member

Warga Negara Indonesia
Indonesian Citizen

Lahir di Jakarta pada tahun 1984.
Usia 37 tahun per Desember 2021.
Born in Jakarta in 1984. Age 37 years as of December 2021.

Domisili di Banten
Domicile in Banten

PERIODE MENJABAT
Period of Service

2017 – sekarang (Periode Pertama).

2017 – now (First Period).

KEPEMILIKAN SAHAM
Shares Ownership

Tidak memiliki

Do not have

RIWAYAT PENDIDIKAN
Educational Background

- Sarjana bidang Hukum dari International Islamic University of Malaysia (2010).
- Magister bidang Ilmu Hukum dari Universitas Indonesia (2015).

- Bachelor in Law from the International Islamic University of Malaysia (2010).
- Master in Law from the University of Indonesia (2015).

SERTIFIKASI
Certification

- Sertifikasi Certified in Risk Governance Professional (CRGP).
- Kompetensi Dewan Pengawas Syariah
- Dosen Profesional Ilmu Hukum
- Audit Mutu Internal atas Mutu Pendidikan

- Certified in Risk Governance Professional (CRGP) certification.
- Competence of Sharia Supervisory Board
- Professional Lecturer of Legal Studies
- Internal Quality Audit on Education Quality

PENGALAMAN KERJA
Work Experience

- Anggota Dewan Pengawas Syariah di Bumiputera Syariah (2015-Sekarang).
- Anggota Dewan Pengawas Syariah di Jasindo Syariah (2016-sekarang).
- Anggota Dewan Pengawas Syariah di DPLK Syariah Muamalat (2017-sekarang).
- Anggota Dewan Pengawas Syariah BRI Life (2020-sekarang).

- Member of the Sharia Supervisory Board at Bumiputera Syariah (2015-present).
- Member of the Sharia Supervisory Board at Jasindo Syariah (2016-present).
- Member of the Sharia Supervisory Board at DPLK Syariah Muamalat (2017-present).
- Member of the Sharia Supervisory Board of BRI Life (2020-present).

DASAR HUKUM PENGANGKATAN
Appointment History

Diangkat untuk pertama kalinya sebagai Anggota Dewan Pengawas Syariah BRI Life berdasarkan Akta No. 47 tanggal 20 Maret 2017 dan Keputusan Dewan Syariah Nasional MUI dengan Nomor Keputusan No: U.412/DSN- MUI/VIII/2016.

Appointed for the first time as a Member of the Sharia Supervisory Board of BRI Life based on Deed No. 47 dated March 20, 2017 and the Decision of the National Sharia Council of MUI with Decision Number No: U.412/DSN-MUI/VIII/2016.

RANGKAP JABATAN
Concurrent Position

- Anggota Dewan Pengawas Syariah di Bumiputera Syariah (2015-Sekarang).
- Anggota Dewan Pengawas Syariah di Jasindo Syariah (2016-sekarang).
- Anggota Dewan Pengawas Syariah di DPLK Syariah Muamalat (2017-sekarang).

- Member of the Sharia Supervisory Board at Bumiputera Syariah (2015-present).
- Member of the Sharia Supervisory Board at Jasindo Syariah (2016-present).
- Member of the Sharia Supervisory Board at DPLK Syariah Muamalat (2017-present).

Perubahan Komposisi Anggota Dewan Pengawas Syariah dan Alasan Perubahannya

Per 31 Desember 2021, tidak terjadi perubahan komposisi anggota Dewan Pengawas Syariah. Komposisi dan dasar pengangkatan Dewan Pengawas Syariah dapat dilihat pada tabel di bawah ini.

Changes and Reasons for the Changes In the Composition of Members of the Sharia Supervisory Board

As of December 31, 2021, there was no change in the composition of the members of the Sharia Supervisory Board. The composition and basis for the appointment of the Sharia Supervisory Board can be seen in the table below.

Tabel Komposisi dan Dasar Pengangkatan Dewan Pengawas Syariah

Table of Composition and Basis of Appointment of the Sharia Supervisory Board

Nama Name	Jabatan Position	Pelaksana Executor	Dasar Pengangkatan Basis of Appointment	Tanggal Efektif Effective Date
KH. Dr. Mohamad Hidayat, MBA, M.H.	Ketua Chairman	OJK	Akta No. 47 dan Keputusan Dewan Syariah Nasional MUI No. U.412/DSN- MUI/ VIII/2016. Deed No. 47 and the Decree of the MUI National Sharia Council No. U.412/DSN-MUI/VIII/2016.	27 Desember 2017 December 27, 2017
Ir. H. Agus Haryadi, AAAIJ, FIIS	Anggota Member	OJK	Keputusan Dewan Syariah Nasional MUI No. U-067/DSNMUI/III/2015 MUI National Sharia Council Decree No. U-067/DSNMUI/III/2015	28 Mei 2015 May 28, 2015
Hj. Siti Haniatunnisa, LLB, M.H	Anggota Member	OJK	Akta No. 47 dan Keputusan Dewan Syariah Nasional MUI No. U.412/DSN- MUI/ VIII/2016. Deed No. 47 and the Decree of the MUI National Sharia Council No. U.412/DSN-MUI/VIII/2016.	23 Desember 2016 December 23, 2016

Profil Pejabat Eksekutif
Executive Officer Profile

Ahmad Raharjo Putro
Kepala Divisi Kanal Corporate / Head of Corporate Channel Division

Warga Negara Indonesia / Indonesian Citizen
Lahir di Semarang pada tahun 1969. Usia 52 tahun per Desember 2021. /
Born in Semarang in 1969. 52 years old as of December 2021.
Domisili di Jakarta / Domicile in Jakarta

RIWAYAT PENDIDIKAN
Education

- S1 Manajemen, Universitas Dr. Moestopo Jakarta
- S2 Ekonomi, Universitas Sahid.

- Bachelor of Management, University Dr. Moestopo Jakarta
- Master of Economics, Sahid University.

DASAR HUKUM PENGANGKATAN
Appointment History

Diangkat untuk pertama kalinya sebagai Kepala Divisi Kanal Corporate BRI Life berdasarkan Surat Keputusan Direksi Nokep: 57/DIR/MSDM/V/2021.

Appointed for the first time as Head of BRI Life's Corporate Channel Division based on the Decree of the Board of Directors Nokep: 57/DIR/MSDM/V/2021.

PENGALAMAN KERJA
Work Experience

- Kepala Divisi Kanal Corporate (2021 - Sekarang).
- Kepala Divisi Strategi & Dukungan Bisnis Korporasi (2019 - 2021).
- Kepala Divisi Layanan Bisnis Bancassurance (2014 - 2019).
- Kepala Divisi Bisnis Kumpulan (2013 - 2014).
- Kepala Divisi Layanan Bancassurance & DPA (2013).

- Head of Corporate Channel Division (2021 - Present).
- Head of Corporate Business Strategy & Support Division (2019 - 2021).
- Head of Bancassurance Business Services Division (2014 - 2019).
- Head of Group Business Division (2013 - 2014).
- Head of Bancassurance & DPA Services Division (2013).

Yuhendri Nova
Kepala Divisi Kanal Distribusi / Head of Distribution Channel Division

Warga Negara Indonesia / Indonesian Citizen
Lahir di Guguk pada tahun 1976. Usia 45 tahun per Desember 2021. /
Born in Guguk in 1976. Age 45 as of December 2021.
Domisili di Jakarta / Domicile in Jakarta

RIWAYAT PENDIDIKAN
Education

- S1 Ilmu Pendidikan,Universitas Negeri Padang
- S2 Psikologi, Universitas Gadjah Mada Yogyakarta.

- Bachelor of Education Science, Padang State University
- Master's Degree in Psychology, Gadjah Mada University, Yogyakarta.

DASAR HUKUM PENGANGKATAN
Appointment History

Diangkat untuk pertama kalinya sebagai Kepala Divisi Kanal Distribusi BRI Life berdasarkan Surat Keputusan Direksi Nokep: 57/DIR/MSDM/V/2021.

Appointed for the first time as Head of BRI Life's Distribution Channel Division based on the Decree of the Board of Directors Nokep: 57/DIR/MSDM/V/2021.

PENGALAMAN KERJA
Work Experience

- Kepala Divisi Kanal Distribusi (2021 - Sekarang).
- Kepala Divisi Strategi Pemasaran Bancassurance (2019 - 2021).
- Kepala Divisi Pengembangan Strategi Pemasaran Inbranch (2017 - 2019).

- Head of Distribution Channel Division (2021 - Present).
- Head of Bancassurance Marketing Strategy Division (2019 - 2021).
- Head of Inbranch Marketing Strategy Development Division (2017 - 2019).

Liesdiaty Padema

Kepala Divisi Kanal Agency / Head of the Agency's Channel Division

Warga Negara Indonesia / Indonesian Citizen
Lahir di Makassar pada tahun 1973. Usia 48 tahun per Desember 2021. /
Born in Makassar in 1973. 48 years old as of December 2021.
Domisili di Jakarta / Domicile in Jakarta

RIWAYAT PENDIDIKAN
Education

S1 Ekonomi, Universitas Hasanuddin Makassar.

Bachelor of Economics, Hasanuddin University Makassar.

DASAR HUKUM PENGANGKATAN
Appointment History

Diangkat untuk pertama kalinya sebagai Kepala Divisi Kanal Agency BRI Life berdasarkan Surat Keputusan Direksi Nokep: 57/DIR/MSDM/V/2021.

Appointed for the first time as Head of the BRI Life Agency Channel Division based on the Decree of the Board of Directors Nokep: 57/DIR/MSDM/V/2021.

PENGALAMAN KERJA
Work Experience

- Kepala Divisi Kanal Agency (2021 - Sekarang).
- Kepala Divisi Penjualan Agency & Syariah (2019 - 2021).

- Head of Agency Channel Division (2021 - Present).
- Head of Agency & Sharia Sales Division (2019 - 2021).

Dwi Bambang Wicaksono

Kepala Divisi Kanal Alternate / Head of the Alternate Channel Division

Warga Negara Indonesia / Indonesian Citizen
Lahir di Jakarta pada tahun 1979. Usia 42 tahun per Desember 2021. /
Born in Jakarta in 1979. Age 42 years as of December 2021.
Domisili di Jakarta / Domicile in Jakarta

RIWAYAT PENDIDIKAN
Education

S1 Teknik Sipil, Universitas Trisakti.

Bachelor of Civil Engineering, Trisakti University.

DASAR HUKUM PENGANGKATAN
Appointment History

Diangkat untuk pertama kalinya sebagai Kepala Divisi Kanal Alternate BRI Life berdasarkan Surat Keputusan Direksi Nokep: 138/DIR/HCP/X/2021.

Appointed for the first time as Head of BRI Life Alternate Channel Division based on the Decree of the Board of Directors Nokep: 138/DIR/HCP/X/2021.

PENGALAMAN KERJA
Work Experience

- Kepala Divisi Kanal Alternate (2021 - Sekarang).
- Assistant Vice President Product & Privilege Development Team, Wealth Management Division BRI.

- Head of Alternate Channel Division (2021 - Present).
- Assistant Vice President Product & Privilege Development Team, BRI Wealth Management Division.

Richard Ferryanto

Head of Banca setingkat Kepala Divisi / Head of Banca at the level of Division Head

Warga Negara Indonesia / Indonesian Citizen
Lahir di Palembang pada tahun 1979. Usia 42 tahun per Desember 2021. /
Born in Palembang in 1979. 42 years old as of December 2021.
Domisili di Jakarta / Domicile in Jakarta

RIWAYAT PENDIDIKAN
Education

- S1 Teknik Industri, Universitas Trisakti Jakarta
- S2 Master of Applied Commerce, University of Melbourne.

- Bachelor of Industrial Engineering, Trisakti University Jakarta
- Master of Applied Commerce, University of Melbourne.

DASAR HUKUM PENGANGKATAN
Appointment History

Diangkat untuk pertama kalinya sebagai Head of Banca BRI Life berdasarkan Surat Keputusan Direksi Nokep: 64/DIR/MSDM/V/2021.

Appointed for the first time as Head of Banca BRI Life based on the Decree of the Board of Directors Nokep: 64/DIR/MSDM/V/2021.

PENGALAMAN KERJA
Work Experience

- Head of Banca setingkat Kepala Divisi (2021 - Sekarang).

- Head of Banca at the level of Division Head (2021 - Present).

Indriati

Kepala Divisi Investasi / Head of Investment Division

Warga Negara Indonesia / Indonesian Citizen
Lahir di Jakarta pada tahun 1978. Usia 43 tahun per Desember 2021. /
Born in Jakarta in 1978. Age 43 years as of December 2021.
Domisili di Jakarta / Domicile in Jakarta

RIWAYAT PENDIDIKAN
Education

S1 Teknologi Industri Pertanian, Universitas Gadjah Mada Yogyakarta

Bachelor of Agricultural Industrial Technology, Gadjah Mada University Yogyakarta.

DASAR HUKUM PENGANGKATAN
Appointment History

Diangkat untuk pertama kalinya sebagai Kepala Divisi Investasi BRI Life berdasarkan Surat Keputusan Direksi Nokep: 57/DIR/MSDM/V/2021.

Appointed for the first time as Head of BRI Life's Investment Division based on the Decree of the Board of Directors Nokep: 57/DIR/MSDM/V/2021.

PENGALAMAN KERJA
Work Experience

- Kepala Divisi Investasi (2021 - Sekarang).
- Kepala Bagian Regional Transaction Banking BRI Kantor Wilayah Semarang.

- Head of Investment Division (2021 - Present).
- Head of Regional Transaction Banking BRI Semarang Regional Office.

Ratno Pranowo

Kepala Divisi Manajemen Keuangan & Akuntansi /
Head of Financial Management & Accounting Division

Warga Negara Indonesia / Indonesian Citizen
Lahir di Yogyakarta pada tahun 1969. Usia 52 tahun per Desember 2021. /
Born in Yogyakarta in 1969. 52 years old as of December 2021.
Domisili di Jakarta / Domicile in Jakarta

RIWAYAT PENDIDIKAN
Education

S1 Akuntansi, Universitas Indonesia Jakarta.

Bachelor of Accounting, University of Indonesia Jakarta.

DASAR HUKUM PENGANGKATAN
Appointment History

Diangkat untuk pertama kalinya sebagai Kepala Divisi Manajemen Keuangan & Akuntansi BRI Life berdasarkan Surat Keputusan Direksi Nokep: 27/DIR/MSDM/II/2019.

Appointed for the first time as Head of BRI Life's Financial Management & Accounting Division based on the Decree of the Board of Directors Nokep: 27/DIR/MSDM/II/2019.

PENGALAMAN KERJA
Work Experience

- Kepala Divisi Manajemen Keuangan & Akuntansi (2019 - Sekarang).
- Kepala Divisi Akuntansi & Keuangan (2012 - 2019).

- Head of Financial Management & Accounting Division (2019 - Present).
- Head of Accounting & Finance Division (2012 - 2019).

Heri Budi Riyadi

Kepala Divisi Manajemen Aset & Pengadaan / Head of Asset Management & Procurement Division

Warga Negara Indonesia / Indonesian Citizen
Lahir di Kupang pada tahun 1969. Usia 52 tahun per Desember 2021. /
Born in Kupang in 1969. 52 years old as of December 2021.
Domisili di Jakarta / Domicile in Jakarta

RIWAYAT PENDIDIKAN
Education

- S1 Peternakan, Institut Pertanian Bogor.
- S2 Manajemen Bisnis, Universitas Prasetya Mulya Jakarta.

- Bachelor of Animal Husbandry, Bogor Agricultural University.
- Master of Business Management, Prasetya Mulya University, Jakarta.

DASAR HUKUM PENGANGKATAN
Appointment History

Diangkat untuk pertama kalinya sebagai Kepala Divisi Manajemen Aset & Pengadaan BRI Life berdasarkan Surat Keputusan Direksi Nokep: 57/DIR/MSDM/V/2021.

Appointed for the first time as Head of BRI Life's Asset Management & Procurement Division based on the Decree of the Board of Directors Nokep: 57/DIR/MSDM/V/2021.

PENGALAMAN KERJA
Work Experience

- Kepala Divisi Manajemen Aset & Pengadaan (2021 - Sekarang).
- Kepala Divisi Asuransi Jiwa Kredit (2020 - 2021).

- Head of Asset Management & Procurement Division (2021 - Present).
- Head of Credit Life Insurance Division (2020 - 2021).

Nanang Suryana Santosa

***Appointed Actuary* Aktuaris Perusahaan setingkat Kepala Divisi /**
Appointed Actuary Company Actuary at Division Head

Warga Negara Indonesia / Indonesian Citizen
Lahir di Sumedang pada tahun 1970. Usia 51 tahun per Desember 2021. /
Born in Sumedang in 1970. 51 years old as of December 2021.
Domisili di Jakarta / Domicile in Jakarta

RIWAYAT PENDIDIKAN
Education

- S1 Jurusan Matematika Fakultas MIPA Universitas Indonesia
- S2 Manajemen Aktuaria, Universitas Indonesia Jakarta.

- Bachelor of Mathematics Department, Faculty of Mathematics and Natural Sciences, University of Indonesia
- Master's Degree in Actuarial Management, University of Indonesia Jakarta.

DASAR HUKUM PENGANGKATAN
Appointment History

Diangkat untuk pertama kalinya sebagai Appointed Actuary BRI Life berdasarkan Surat Keputusan Direksi Nokep: 161/DIR/MSDU/X/2014.

Appointed for the first time as Appointed Actuary BRI Life based on the Decree of the Board of Directors Nokep: 161/DIR/MSDU/X/2014.

PENGALAMAN KERJA
Work Experience

- Appointed Actuary Aktuaris Perusahaan setingkat Kepala Divisi (2014 - Sekarang).
- Chief Aktuaria setingkat Kepala Divisi (2013 - 2014).
- Kepala Divisi Bisnis Kumpulan (2012 - 2013).

- Appointed Actuary Company Actuary at Division Head level (2014 - Present).
- Chief Actuarial at Division Head level (2013 - 2014).
- Head of Group Business Division (2012 - 2013).

Ameiria Dara Asmara Lubis

Kepala Divisi Underwriting / Head of Underwriting Division

Warga Negara Indonesia / Indonesian Citizen
Lahir di Jakarta pada tahun 1970. Usia 51 tahun per Desember 2021. /
Born in Jakarta in 1970. 51 years old as of December 2021.
Domisili di Jakarta / Domicile in Jakarta

RIWAYAT PENDIDIKAN
Education

S1 Biologi, Institut Teknologi Bandung.

Bachelor of Biology, Bandung Institute of Technology.

DASAR HUKUM PENGANGKATAN
Appointment History

Diangkat untuk pertama kalinya sebagai Kepala Divisi Underwriting BRI Life berdasarkan Surat Keputusan Direksi Nokep: 27/DIR/MSDM/II/2019.

Appointed for the first time as Head of BRI Life's Underwriting Division based on the Decree of the Board of Directors Nokep: 27/DIR/MSDM/II/2019.

PENGALAMAN KERJA
Work Experience

- Kepala Divisi Underwriting (2019 - Sekarang).

- Head of Underwriting Division (2019 - Present).

Bambang Suroyo

Kepala Divisi Policy Owner Services / Head of Policy Owner Services Division

Warga Negara Indonesia / Indonesian Citizen
Lahir di Solo pada tahun 1967. Usia 54 tahun per Desember 2021. /
Born in Solo in 1967. 54 years old as of December 2021.
Domisili di Jakarta / Domicile in Jakarta

RIWAYAT PENDIDIKAN
Education

S1 Teknik Fisika, Institut Teknologi Bandung.

Bachelor of Engineering Physics, Bandung Institute of Technology.

DASAR HUKUM PENGANGKATAN
Appointment History

Diangkat untuk pertama kalinya sebagai Kepala Divisi Policy Owner Services BRI Life berdasarkan Surat Keputusan Direksi Nokep: 57/DIR/MSDM/V/2021.

Appointed for the first time as Head of BRI Life's Policy Owner Services Division based on the Decree of the Board of Directors Nokep: 57/DIR/MSDM/V/2021.

PENGALAMAN KERJA
Work Experience

- Kepala Divisi Policy Owner Services (2021 - Sekarang).
- Kepala Divisi Layanan Pemegang Polis (2020 - 2021).
- Kepala Divisi Operasional Teknologi Informasi (2019 - 2020).
- Kepala Divisi Teknologi Informasi (2017 - 2019).

- Head of Policy Owner Services Division (2021 - Present).
- Head of Policyholder Services Division (2020 - 2021).
- Head of Information Technology Operations Division (2019 - 2020).
- Head of Information Technology Division (2017 - 2019).

Rany Agustanti Rachmasari

Kepala Divisi Claims / Head of Claims Division

Warga Negara Indonesia / Indonesian Citizen
Lahir di Surabaya pada tahun 1975. Usia 46 tahun per Desember 2021. /
Born in Surabaya in 1975. Age 46 years as of December 2021.
Domisili di Jakarta / Domicile in Jakarta

RIWAYAT PENDIDIKAN
Education

- S1 Manajemen, Universitas Surabaya.
- S2 Ekonomi, Universitas Airlangga Surabaya.

- Bachelor of Management, University of Surabaya.
- Master of Economics, Airlangga University, Surabaya.

DASAR HUKUM PENGANGKATAN
Appointment History

Diangkat untuk pertama kalinya sebagai Kepala Divisi Claims BRI Life berdasarkan Surat Keputusan Direksi Nokep: 57/DIR/MSDM/V/2021.

Appointed for the first time as Head of the BRI Life Claims Division based on the Decree of the Board of Directors Nokep: 57/DIR/MSDM/V/2021.

PENGALAMAN KERJA
Work Experience

- Kepala Divisi Claims (2021 - Sekarang).

- Head of Claims Division (2021 - Present).

Mohammad Azis Efendi

Kepala Divisi Teknologi Informasi / Head of Information Technology Division

Warga Negara Indonesia / Indonesian Citizen
Lahir di Blitar pada tahun 1987. Usia 34 tahun per Desember 2021. /
Born in Blitar in 1987. Age 34 as of December 2021.
Domisili di Jakarta / Domicile in Jakarta

RIWAYAT PENDIDIKAN
Education

- S1 Teknik Informatika ITS(Institut Teknologi Sepuluh Nopember) Surabaya
- S2 Manajemen Teknologi, Institut Teknologi Sepuluh Nopember.

- Bachelor of Informatics Engineering ITS(Ten November Institute of Technology) Surabaya
- Master of Technology Management, Sepuluh Nopember Institute of Technology.

DASAR HUKUM PENGANGKATAN
Appointment History

Diangkat untuk pertama kalinya sebagai Pgs. Kepala Divisi Teknologi Informasi BRI Life berdasarkan Surat Keputusan Direksi Nokep: 105/DIR/HCP/VIII/2021.

Appointed for the first time as Pgs. Head of Information Technology Division of BRI Life based on the Decree of the Board of Directors Nokep: 105/DIR/HCP/VIII/2021.

PENGALAMAN KERJA
Work Experience

- Kepala Divisi Teknologi Informasi (2022 - Sekarang).
- Pgs. Kepala Divisi Teknologi Informasi (2021).

- Head of Information Technology Division (2022 - Present).
- Pgs. Head of Information Technology Division (2021).

Yoseph Indrayana

Kepala Divisi Product Development / Head of Product Development Division

Warga Negara Indonesia / Indonesian Citizen
Lahir di Tasikmalaya pada tahun 1971. Usia 50 tahun per Desember 2021. /
Born in Tasikmalaya in 1971. 50 years old as of December 2021.
Domisili di Jakarta / Domicile in Jakarta

RIWAYAT PENDIDIKAN
Education

- S1 Matematika, Universitas Padjadjaran.
- S2 Manajemen Aktuaria, Universitas Indonesia Jakarta.

- Bachelor of Mathematics, Padjadjaran University.
- Master's Degree in Actuarial Management, University of Indonesia Jakarta.

DASAR HUKUM PENGANGKATAN
Appointment History

Diangkat untuk pertama kalinya sebagai Kepala Divisi Product Developmet BRI Life berdasarkan Surat Keputusan Direksi Nokep: 108/DIR/HCP/VIII/2021.

Appointed for the first time as Head of BRI Life's Product Development Division based on the Decree of the Board of Directors Nokep: 108/DIR/HCP/VIII/2021.

PENGALAMAN KERJA
Work Experience

- Kepala Divisi Product Development (2021 - Sekarang).
- Kepala Divisi Dukungan Syariah (2021).
- Kepala Divisi Manajemen Produk (2019 - 2021).
- Kepala Divisi Strategi Pemasaran (2016 - 2019).
- Kepala Divisi Pemasaran (2013 - 2016).
- Chief Aktuaria setingkat Kepala Divisi (2012 - 2013).

- Head of Product Development Division (2021 - Present).
- Head of Sharia Support Division (2021).
- Head of Product Management Division (2019 - 2021).
- Head of Marketing Strategy Division (2016 - 2019).
- Head of Marketing Division (2013 - 2016).
- Chief Actuarial at Division Head level (2012 - 2013).

Basuki Achmad

Kepala Unit Usaha Syariah setingkat Kepala Divisi /
Head of Sharia Business Unit at the level of Division Head

Warga Negara Indonesia / Indonesian Citizen
Lahir di Jakarta pada tahun 1979. Usia 42 tahun per Desember 2021. /
Born in Jakarta in 1979. Age 42 years as of December 2021.
Domisili di Jakarta / Domicile in Jakarta

RIWAYAT PENDIDIKAN
Education

- S1 Manajemen Keuangan, STIE Perbanas.
- S2 Ekonomi Syariah, Universitas Indonesia Jakarta.

- Bachelor of Financial Management, STIE Perbanas.
- Master of Sharia Economics, University of Indonesia Jakarta.

DASAR HUKUM PENGANGKATAN
Appointment History

Diangkat untuk pertama kalinya sebagai Kepala Unit Usaha Syariah BRI Life berdasarkan Surat Keputusan Direksi Nokep: 108/DIR/HCP/VIII/2021.

Appointed for the first time as Head of BRI Life's Sharia Business Unit based on the Decree of the Board of Directors Nokep: 108/DIR/HCP/VIII/2021.

PENGALAMAN KERJA
Work Experience

- Kepala Unit Usaha Syariah setingkat Kepala Divisi (2021 - Sekarang).
- Kepala Tim Divisi Strategi Bisnis Syariah setingkat Kepala Divisi (2021).

- Head of Sharia Business Unit at the level of Division Head (2021 - Present).
- Head of the Sharia Business Strategy Division Team at the level of Division Head (2021).

Baedillah

Kepala Divisi Center of Excellence / Head of Center of Excellence Division

Warga Negara Indonesia / Indonesian Citizen
Lahir di Jakarta pada tahun 1974. Usia 47 tahun per Desember 2021. /
Born in Jakarta in 1974. Age 47 years as of December 2021.
Domisili di Jakarta / Domicile in Jakarta

RIWAYAT PENDIDIKAN
Education

S1 Akuntansi, STIE Perbanas Jakarta.

Bachelor of Accounting, STIE Perbanas Jakarta.

DASAR HUKUM PENGANGKATAN
Appointment History

Diangkat untuk pertama kalinya sebagai Kepala Divisi Center of Excellence BRI Life berdasarkan Surat Keputusan Direksi Nokep: 83/DIR/MSDM/VII/2020.

Appointed for the first time as Head of the BRI Life Center of Excellence Division based on the Decree of the Board of Directors Nokep: 83/DIR/MSDM/VII/2020.

PENGALAMAN KERJA
Work Experience

Kepala Divisi Center of Excellence (2020 - Sekarang).

Head of Center of Excellence Division (2020 - Present).

Hermansyah

Kepala Divisi Human Capital / Head of Human Capital Division

Warga Negara Indonesia / Indonesian Citizen
Lahir di Palembang pada tahun 1971. Usia 50 tahun per Desember 2021. /
Born in Palembang in 1971. 50 years old as of December 2021.
Domisili di Jakarta / Domicile in Jakarta

RIWAYAT PENDIDIKAN
Education

S1 Manajemen, Universitas Terbuka.

Bachelor of Management, Open University.

DASAR HUKUM PENGANGKATAN
Appointment History

Diangkat untuk pertama kalinya sebagai Kepala Divisi Human Capital BRI Life berdasarkan Surat Keputusan Direksi Nokep: 57/DIR/MSDM/V/2021.

Appointed for the first time as Head of BRI Life's Human Capital Division based on the Decree of the Board of Directors Nokep: 57/DIR/MSDM/V/2021.

PENGALAMAN KERJA
Work Experience

- Kepala Divisi Human Capital (2021 - Sekarang).
- Kepala Divisi Manajemen Sumber Daya Manusia (2021).
- Senior Manager Human Capital Business Partner Regional Bandung BRI.

- Head of Human Capital Division (2021 - Present).
- Head of Human Resources Management Division (2021).
- Senior Manager of Human Capital Business Partner Regional Bandung BRI.

Yun Yun Maulana Bhakti

Kepala Divisi Kepatuhan & Hukum / Head of Compliance and Legal Division

Warga Negara Indonesia / Indonesian Citizen
Lahir di Purwakarta pada tahun 1971. Usia 50 tahun per Desember 2021. /
Born in Purwakarta in 1971. 50 years old as of December 2021.
Domisili di Jakarta / Domicile in Jakarta

RIWAYAT PENDIDIKAN
Education

S1 Hukum, Universitas Padjadjaran Bandung.

Bachelor of Law, Padjadjaran University Bandung.

DASAR HUKUM PENGANGKATAN
Appointment History

Diangkat untuk pertama kalinya sebagai Kepala Divisi Kepatuhan & Hukum BRI Life berdasarkan Surat Keputusan Direksi Nokep: 124/DIR/HCP/IX/2021.

Appointed for the first time as Head of Compliance & Legal Division of BRI Life based on the Decree of the Board of Directors Nokep: 124/DIR/HCP/IX/2021.

PENGALAMAN KERJA
Work Experience

- Kepala Divisi Kepatuhan & Hukum (2021 - Sekarang).
- Assistant Vice President Legal Division BRI.

- Head of Compliance and Legal Division (2021 - Present).
- Assistant Vice President of BRI's Legal Division.

Hanung Budiarto

Kepala Divisi Manajemen Risiko / Head of Risk Management Division

Warga Negara Indonesia / Indonesian Citizen
Lahir di Kebumen pada tahun 1970. Usia 51 tahun per Desember 2021. /
Born in Kebumen in 1970. 51 years old as of December 2021.
Domisili di Jakarta / Domicile in Jakarta

RIWAYAT PENDIDIKAN
Education

- S1 Ekonomi, Universitas Terbuka.
- S2 Aktuaria, Universitas Indonesia Jakarta.

- Bachelor of Economics, Open University.
- Master of Actuarial, University of Indonesia Jakarta.

DASAR HUKUM PENGANGKATAN
Appointment History

Diangkat untuk pertama kalinya sebagai Kepala Divisi Manajemen Risiko BRI Life berdasarkan Surat Keputusan Direksi Nokep: 57/DIR/MSDM/V/2021.

Appointed for the first time as Head of BRI Life's Risk Management Division based on the Decree of the Board of Directors Nokep: 57/DIR/MSDM/V/2021.

PENGALAMAN KERJA
Work Experience

- Kepala Divisi Manajemen Risiko (2021 - Sekarang).
- Kepala Satuan Kerja Audit Intern setingkat Kepala Divisi (2020 - 2021).
- Kepala Divisi Manajemen Risiko (2019 - 2020).

- Head of Risk Management Division (2021 - Present).
- Head of Internal Audit Unit at Division Head level (2020 - 2021).
- Head of Risk Management Division (2019 - 2020).

Rahayu

Kepala Satuan Kerja Audit Intern / Head of Internal Audit Unit

Warga Negara Indonesia / Indonesian Citizen
Lahir di Madiun pada tahun 1966. Usia 55 tahun per Desember 2021. /
Born in Madiun in 1966. 55 years old as of December 2021.
Domisili di Jakarta / Domicile in Jakarta

RIWAYAT PENDIDIKAN
Education

- S1 Psikologi Universitas Airlangga (1990)
- S2 Psikologi Universitas Indonesia (2003)

- Bachelor of Psychology from Airlangga University (1990)
- Master of Psychology, University of Indonesia (2003)

DASAR HUKUM PENGANGKATAN
Appointment History

- Surat Keputusan Anggota Dewan Komisioner Otoritas Jasa Keuangan Nomor Kep – 550/NB.11/2021 Tanggal 20 Agustus 2021 Tentang Hasil Penilaian Kemampuan dan Kepatutan Sdri. Rahayu Selaku Calon Auditor Internal PT Asuransi BRI Life.
- SK Nokep: 126/DIR/HCP/VIII/2021 Tanggal 20 Agustus 2021 Tentang Penetapan Pekerja Sebagai Auditor Internal.

- Decree of the members of the Board of Commissioners of the Financial Services Authority Number Kep – 550/NB.11/2021 dated August 20, 2021 concerning the results of the fit and proper test, Ms. Rahayu as a Candidate for Internal Auditor of PT Asuransi BRI Life.
- SK Nokep: 126/DIR/HCP/VIII/2021 dated August 20, 2021 concerning the Appointment of Employees as Internal Auditors.

PENGALAMAN KERJA
Work Experience

- Kepala Satuan Kerja Audit Intern setingkat Kepala Divisi (2021 - Sekarang).
- Vice President Divisi Manajemen Sumber Daya Manusia (2021).
- Group Head Audit Intern Wilayah Jakarta 2 BRI.

- Head of Internal Audit Unit at Division Head level (2021 - Present).
- Vice President of Human Resources Management Division (2021).
- Group Head of Internal Audit Jakarta 2 BRI Region.

Muhammad Fathony Kusmadi

Kepala Divisi Perencanaan Strategis / Head of Strategic Planning Division

Warga Negara Indonesia / Indonesian Citizen
Lahir di Jakarta pada tahun 1991. Usia 30 tahun per Desember 2021. /
Born in Jakarta in 1991. Age 30 as of December 2021.
Domisili di Jakarta / Domicile in Jakarta

RIWAYAT PENDIDIKAN
Education

S1 Manajemen, Institut Pertanian Bogor.

Bachelor of Management, Bogor Agricultural University.

DASAR HUKUM PENGANGKATAN
Appointment History

Diangkat untuk pertama kalinya sebagai Kepala Divisi Perencanaan Strategis BRI Life berdasarkan Surat Keputusan Direksi Nokep: 152/DIR/HCP/XI/2021.

Appointed for the first time as Head of BRI Life's Strategic Planning Division based on the Decree of the Board of Directors Nokep: 152/DIR/HCP/XI/2021.

PENGALAMAN KERJA
Work Experience

- Kepala Divisi Perencanaan Strategis (2021 - Sekarang).
- Assistant Manager Insurance & Overseas Team, Subsidiary Management Division BRI.

- Head of Strategic Planning Division (2021 - Present).
- Assistant Manager Insurance & Overseas Team, Subsidiary Management Division BRI.

Ade Achmad Sofyan Nasution

Kepala Divisi Sekretariat Perusahaan / Head of Corporate Secretariat Division

Warga Negara Indonesia / Indonesian Citizen
Lahir di Muara Enim pada tahun 1972. Usia 49 tahun per Desember 2021. /
Born in Muara Enim in 1972. 49 years old as of December 2021.
Domisili di Jakarta / Domicile in Jakarta

RIWAYAT PENDIDIKAN
Education

- S1 Administrasi Niaga, Universitas Katolik Parahyangan Bandung.
- S2 Manajemen Keuangan, Universitas Padjadjaran Bandung.

- Master's Degree in Financial Management, Padjadjaran University, Bandung.
- Bachelor of Commerce Administration, Parahyangan Catholic University Bandung.

DASAR HUKUM PENGANGKATAN
Appointment History

Diangkat untuk pertama kalinya sebagai Kepala Divisi Sekretariat Perusahaan BRI Life berdasarkan Surat Keputusan Direksi Nokep: 57/DIR/MSDM/V/2021.

Appointed for the first time as Head of the BRI Life Corporate Secretariat Division based on the Decree of the Board of Directors Nokep: 57/DIR/MSDM/V/2021.

PENGALAMAN KERJA
Work Experience

- Kepala Divisi Sekretariat Perusahaan (2021 - Sekarang).
- Kepala Divisi Manajemen Aset & Pengadaan (2016 - 2021).

- Head of Corporate Secretariat Division (2021 - Present).
- Head of Asset Management & Procurement Division (2016 - 2021).

R. Muhammad Widjaya Kusuma

Staff Khusus Direktur Pemasaran setingkat Kepala Divisi /
Special Staff for Marketing Director at Division Head level

Warga Negara Indonesia / Indonesian Citizen
Lahir di Jakarta pada tahun 1968. Usia 53 tahun per Desember 2021. /
Born in Jakarta in 1968. Age 53 years as of December 2021.
Domisili di Jakarta / Domicile in Jakarta

RIWAYAT PENDIDIKAN
Education

- S1 Manajemen Perusahaan,Universitas Muhammadiyah Jakarta
- S2 Manajemen, LPPM Jakarta.

- Bachelor of Corporate Management, University of Muhammadiyah Jakarta
- Master of Management, LPPM Jakarta.

DASAR HUKUM PENGANGKATAN
Appointment History

Diangkat untuk pertama kalinya sebagai Staff Khusus Direktur Pemasaran BRI Life berdasarkan Surat Keputusan Direksi Nokep: 57/DIR/MSDM/V/2021.

Appointed for the first time as Special Staff for Marketing Director of BRI Life based on the Decree of the Board of Directors Nokep: 57/DIR/MSDM/V/2021.

PENGALAMAN KERJA
Work Experience

- Staff Khusus Direktur Pemasaran setingkat Kepala Divisi (2021 - Sekarang).
- Staff Khusus Research & Development Bidang Operasional setingkat Kepala Divisi (2020 - 2021).
- Kepala Divisi Layanan Pemegang Polis (2019 - 2020).
- Kepala Divisi Bisnis Baru Asuransi Individu (2017 - 2019).
- Kepala Divisi Bisnis Individu (2014 - 2017).
- Kepala Divisi Layanan Bisnis Bancassurance (2014).
- Kepala Divisi Layanan Bancassurance & DPA (2013 - 2014).

- Special Staff for Marketing Director at Division Head level (2021 - Present).
- Special Staff for Research & Development for Operations at Division Head level (2020 - 2021).
- Head of Policyholder Services Division (2019 - 2020).
- Head of Individual Insurance New Business Division (2017 - 2019).
- Head of Individual Business Division (2014 - 2017).
- Head of Bancassurance Business Services Division (2014).
- Head of Bancassurance & DPA Service Division (2013 - 2014).

Kristianto Setyolelono

Staff Khusus Direktur Kepatuhan & Legal setingkat Kepala Divisi /
Special Staff for Compliance & Legal Director at Division Head level

Warga Negara Indonesia / Indonesian Citizen
Lahir di Raha pada tahun 1969. Usia 52 tahun per Desember 2021. /
Born in Raha in 1969. 52 years old as of December 2021.
Domisili di Jakarta / Domicile in Jakarta

RIWAYAT PENDIDIKAN
Education

S1 Ekonomi, Universitas Terbuka.

Bachelor of Economics, Open University.

DASAR HUKUM PENGANGKATAN
Appointment History

Diangkat untuk pertama kalinya sebagai Staff Khusus Direktur Kepatuhan & Legal BRI Life berdasarkan Surat Keputusan Direksi Nokep: 57/DIR/MSDM/V/2021.

Appointed for the first time as Special Staff for Compliance & Legal Director of BRI Life based on the Decree of the Board of Directors Nokep: 57/DIR/MSDM/V/2021.

PENGALAMAN KERJA
Work Experience

- Staff Khusus Direktur Kepatuhan & Legal setingkat Kepala Divisi (2021 - Sekarang).
- Staff Khusus Research & Development Bidang Bisnis setingkat Kepala Divisi (2019 - 2021).
- Kepala Divisi Dukungan Penjualan Keagenan (2016 - 2019).
- Kepala Divisi Dukungan Penjualan (2016).

- Special Staff for Compliance & Legal Director at Division Head level (2021 - Present).
- Special Staff for Research & Development for Business Division at the level of Division Head (2019 - 2021).
- Head of Agency Sales Support Division (2016 - 2019).
- Head of Sales Support Division (2016).

Anggara Rochipananta

Staff Khusus Direktur Keuangan setingkat Kepala Divisi / Special Staff for Director of Finance at the level of Division Head

Warga Negara Indonesia / Indonesian Citizen
Lahir di Semarang pada tahun 1966. Usia 55 tahun per Desember 2021. /
Born in Semarang in 1966. 55 years old as of December 2021.
Domisili di Jakarta / Domicile in Jakarta

RIWAYAT PENDIDIKAN
Education

S1 Akuntansi, Universitas Diponegoro Semarang.

Bachelor of Accounting, Diponegoro University, Semarang.

DASAR HUKUM PENGANGKATAN
Appointment History

Diangkat untuk pertama kalinya sebagai Staff Khusus Direktur Keuangan BRI Life berdasarkan Surat Keputusan Direksi Nokep: 57/DIR/MSDM/V/2021.

Appointed for the first time as Special Staff for Finance Director of BRI Life based on the Decree of the Board of Directors Nokep: 57/DIR/MSDM/V/2021.

PENGALAMAN KERJA
Work Experience

- Staff Khusus Direktur Keuangan setingkat Kepala Divisi (2021 - Sekarang).
- Staff Khusus Research & Development Bidang Ekonomi setingkat Kepala Divisi (2019 - 2021).
- Kepala Divisi Perencanaan Strategis (2016 - 2019).
- Ketua DPLK setingkat Kepala Divisi (2011 -2016).
- Kepala Divisi Bisnis Individu (2009 - 2011).
- Kepala Divisi Bisnis Kumpulan (2008 - 2009).
- Ketua DPLK setingkat Kepala Divisi (2005 - 2008).

- Special Staff for Director of Finance at Division Head level (2021 - Present).
- Special Staff for Research & Development for Economic Affairs at the level of Division Head (2019 - 2021).
- Head of Strategic Planning Division (2016 - 2019).
- Head of DPLK at the level of Division Head (2011-2016).
- Head of Individual Business Division (2009 - 2011).
- Head of Group Business Division (2008 - 2009).
- Head of DPLK at the level of Division Head (2005 - 2008).

Profil dan Pengembangan Kompetensi Pegawai

Employee Profile and Competency Development

Jumlah Pegawai Berdasarkan Jenis Kelamin

Number of Employees by Gender

Tabel Jumlah Pegawai Berdasarkan Jenis Kelamin

Table of Number of Employees by Gender

(dalam satuan orang / in units of people)

Jenis Kelamin / Gender	2021	2020
Pria / Man	552	579
Wanita / Woman	346	337
Jumlah	**898**	**916**

Jumlah Pegawai Berdasarkan Level Jabatan

Number of Employees by Position Level

Tabel Jumlah Pegawai Berdasarkan Level Jabatan

Table of Number of Employees by Position Level

(dalam satuan orang / in units of people)

Level Jabatan Position Level	2021			2020		
	Pria Man	Wanita Woman	Total	Pria Man	Wanita Woman	Total
Direksi / Board of Directors	5	-	5	3	1	4
Kepala Divisi / Head of Division	24	6	30	21	7	28
Wakil Kepala Divisi / Deputy Head of Division	13	11	24	14	10	24
Kepala Bagian / Head of Division	36	35	71	38	38	76
Wakil Kepala Bagian / Deputy Head of Department	26	13	39	24	14	38
Kepala Seksi / Section Chief	47	51	98	48	57	105
Staf / Staff	170	142	312	177	147	324
Outsourcing IT / IT Outsourcing	26	2	28	29	2	31
Outsourcing Administrasi / Administrative Outsourcing	50	85	135	46	60	106
Outsourcing Pekerja Dasar / Basic Worker Outsourcing	155	1	156	179	1	180
Jumlah / Total	**552**	**346**	**898**	**579**	**337**	**916**

Jumlah Pegawai Berdasarkan Rentang Usia

Number of Employees by Age Range

Tabel Jumlah Pegawai Berdasarkan Rentang Usia
Table of Number of Employees by Age Range

(dalam satuan orang / in units of people)

Rentang Usia / Age Range	2021			2020		
	Pria / Man	Wanita / Woman	Total	Pria / Man	Wanita / Woman	Total
Baby Boomers (1946-1960)	3	1	4	1	-	1
Generasi X (1961-1980)	197	107	304	218	118	336
Generasi Y (1981-1994)	301	159	460	307	157	464
Generasi Z (1995-2010)	51	79	130	53	62	115
Generasi Alpha (2011-2019)	-	-	-	-	-	-
Jumlah / Total	**552**	**346**	**898**	**579**	**337**	**916**

Jumlah Pegawai Berdasarkan Tingkat Pendidikan

Number of Employees by Education Level

Tabel Jumlah Pegawai Berdasarkan Tingkat Pendidikan
Table of Number of Employees by Education Level

(dalam satuan orang / in units of people)

Tingkat Pendidikan / Level of education	2021			2020		
	Pria / Man	Wanita / Woman	Total	Pria / Man	Wanita / Woman	Total
Strata 3 / Level 3	1	-	1	1	-	1
Strata 2 / Level 2	40	22	62	40	27	67
Strata 1 / Undergraduate	295	261	556	296	246	542
Diploma / Diploma	46	56	102	48	57	105
SLTA dan sederajat / High school and equivalent	159	7	166	180	7	187
Di bawah SLTA / Under high school	11	-	11	14	-	14
Jumlah / Total	**552**	**346**	**898**	**579**	**337**	**916**

Jumlah Pegawai Berdasarkan Status Kepegawaian

Number of Employees by Employment Status

Tabel Jumlah Pegawai Berdasarkan Status Kepegawaian
Table of Number of Employees by Employment Status

(dalam satuan orang / in units of people)

Status Kepegawaian / Employment status	2021			2020		
	Pria / Man	Wanita / Woman	Total	Pria / Man	Wanita / Woman	Total
Direksi / Board of Directors	5	-	5	3	1	4
Pekerja Tetap / Permanent Worker	271	228	499	278	236	514
Pekerja Kontrak / Contract Worker	45	30	75	44	37	81

Status Kepegawaian Employment status	2021			2020		
	Pria Man	Wanita Woman	Total	Pria Man	Wanita Woman	Total
Pekerja *Outsourcing* / Outsourcing Workers	231	88	319	254	63	317
Jumlah / Total	**552**	**346**	**898**	**579**	**337**	**916**

Pengembangan Kompetensi Pegawai

Employee Competency Development

Kebijakan Pengembangan Kompetensi

BRI Life telah melaksanakan pengembangan kompetensi yang diberikan dalam bentuk pendidikan dan pelatihan. BRI Life memberikan kesetaraan untuk pegawainya dalam mengikuti pengembangan kompetensi yang dilaksanakan perusahaan. Pelaksanaan pendidikan dan pelatihan berisi pengetahuan dan ketrampilan yang menyesuaikan dengan strategi, rencana kerja serta kebutuhan perusahaan. Pelaksanaan pendidikan dan pelatihan yang diikuti harus sesuai dengan kompetensi dimana Pekerja ditempatkan. Pendidikan, pelatihan dan pengembangan dilakukan berdasarkan kepada analisa kebutuhan dan dapat berbeda di setiap level jabatan maupun unit kerja.

Competence Development Policy

BRI Life implemented competency development provided in the form of education and training. BRI Life provided equality for its employees in participating in competency development carried out by the company. The implementation of education and training contained knowledge and skills that adapted to the strategy, work plan and company needs. The implementation of education and training had to be in accordance with the competencies in which the Worker was placed. Education, training and development were carried out based on a needs analysis and could be different at each level of position or work unit.

Pengembangan Kompetensi Berdasarkan Level Jabatan

Competency Development Based on Position Levels

No.	Level Jabatan Position Level	Jenis Pelatihan Type of Training	Tujuan Pelatihan Training Objectives	Jumlah Pegawai Number of Employee	Jumlah Pegawai yang telah mengikuti pelatihan Number of employees who have attended training	Persentase yang telah mengikuti pelatihan untuk setiap level jabatan Percentage who have attended training for each position level	Persentase yang telah mengikuti pelatihan untuk setiap jenis pelatihan Percentage who have attended training for each type of training
1	**Commissioner**			**5**		**100%**	
		Workshop Integrating Risk Management and Compliance	Mengembangkan kompetensi dan meningkatkan skil Develop competence and improve skills		1		20%
		Workshop Pelatihan dan Sertifikasi CRGP CRGP Training and Certification Workshop	Mengembangkan kompetensi dan meningkatkan skil Develop competence and improve skills		1		20%
		Workshop Managing Market Risk In Insurance Industry - CRGP Webinar series	Mengembangkan kompetensi dan meningkatkan skil Develop competence and improve skills		1		20%
		Training Continuous Profesional Education Master Class Program Series XX CRGP	Mengembangkan kompetensi dan meningkatkan skil Develop competence and improve skills		3		60%

No.	Level Jabatan Position Level	Jenis Pelatihan Type of Training	Tujuan Pelatihan Training Objectives	Jumlah Pegawai Number of Employee	Jumlah Pegawai yang telah mengikuti pelatihan Number of employees who have attended training	Persentase yang telah mengikuti pelatihan untuk setiap level jabatan Percentage who have attended training for each position level	Persentase yang telah mengikuti pelatihan untuk setiap jenis pelatihan Percentage who have attended training for each type of training
		Training Pelatihan dan Ujian RCC - Recognition Current Competency RCC Training and Exam Training - Recognition Current Competency	Mengembangkan kompetensi dan meningkatkan skil Develop competence and improve skills		1		20%
		Komisaris Profesional Professional Commissioner	Mengembangkan kompetensi dan meningkatkan skil Develop competence and improve skills		4		80%
		Workshop Breakdown KPI Agile Organization x BRI HCS	Mengembangkan kompetensi dan meningkatkan skil Develop competence and improve skills		2		40%
		Workshop GRC crgp Webinar Series-Developing Risk Intelligence	Mengembangkan kompetensi dan meningkatkan skil Develop competence and improve skills		1		20%
		Workshop Digital and Risk Management in Insurance Webinar (DRIM Webinar) tahun 2021 Workshop on Digital and Risk Management in Insurance Webinar (DRIM Webinar) 2021	Mengembangkan kompetensi dan meningkatkan skil Develop competence and improve skills		2		40%
		Workshop Master Class Program Series XXI - Competitive Strategy in a Changing Business Environment	Mengembangkan kompetensi dan meningkatkan skil Develop competence and improve skills		2		40%
2	Director			7		100%	
		Training BRI CORPU - Coaching Indonesia	Mengembangkan kompetensi dan meningkatkan skil Develop competence and improve skills		1		14%
		Pelatihan asuransi syariah tingkat dasar Basic level sharia insurance training	Mengembangkan kompetensi dan meningkatkan skil Develop competence and improve skills		1		14%
		Training Integrating Risk Management and Compliance	Mengembangkan kompetensi dan meningkatkan skil Develop competence and improve skills		1		14%
		Workshop Webinar Ketenagakerjaan Employment Webinar Workshop	Mengembangkan kompetensi dan meningkatkan skil Develop competence and improve skills		1		14%

No.	Level Jabatan Position Level	Jenis Pelatihan Type of Training	Tujuan Pelatihan Training Objectives	Jumlah Pegawai Number of Employee	Jumlah Pegawai yang telah mengikuti pelatihan Number of employees who have attended training	Persentase yang telah mengikuti pelatihan untuk setiap level jabatan Percentage who have attended training for each position level	Persentase yang telah mengikuti pelatihan untuk setiap jenis pelatihan Percentage who have attended training for each type of training
		Workshop Virtual sharing session LOMA	Mengembangkan kompetensi dan meningkatkan skil Develop competence and improve skills		1		14%
		Webinar Series CWMA	Mengembangkan kompetensi dan meningkatkan skil Develop competence and improve skills		3		43%
		Training Strategic Thinking and Competitive strategy in A Changing Financial Environment	Mengembangkan kompetensi dan meningkatkan skil Develop competence and improve skills		2		29%
		Training Customer Service Orientation and Complaint Handling	Mengembangkan kompetensi dan meningkatkan skil Develop competence and improve skills		1		14%
		Training Continuous Profesional Education Master Class Program Series XX CRGP	Mengembangkan kompetensi dan meningkatkan skil Develop competence and improve skills		1		14%
		Pelatihan Dewan Asuransi Jiwa (DAI) terkait ASEAN Reinsurance Program (ARP) Life Insurance Council (DAI) training related to ASEAN Reinsurance Program (ARP)	Mengembangkan kompetensi dan meningkatkan skil Develop competence and improve skills		1		14%
		Workshop Breakdown KPI Agile Organization x BRI HCS	Mengembangkan kompetensi dan meningkatkan skil Develop competence and improve skills		3		43%
		GRC CRGP Webinar Series- Developing Risk Intelligence	Mengembangkan kompetensi dan meningkatkan skil Develop competence and improve skills		1		14%
		Workshop Digital and Risk Management in Insurance Webinar (DRIM Webinar) 2021	Mengembangkan kompetensi dan meningkatkan skil Develop competence and improve skills		5		71%
		Training Iuran Tahunan Keanggotaan PAI tahun 2021 PAI Membership Annual Dues Training 2021	Mengembangkan kompetensi dan meningkatkan skil Develop competence and improve skills		1		14%

No.	Level Jabatan Position Level	Jenis Pelatihan Type of Training	Tujuan Pelatihan Training Objectives	Jumlah Pegawai Number of Employee	Jumlah Pegawai yang telah mengikuti pelatihan Number of employees who have attended training	Persentase yang telah mengikuti pelatihan untuk setiap level jabatan Percentage who have attended training for each position level	Persentase yang telah mengikuti pelatihan untuk setiap jenis pelatihan Percentase who have attended training for each type of training
		Pelatihan & Sertifikasi CRGP CRGP Training & Certification	Mengembangkan kompetensi dan meningkatkan skil Develop competence and improve skills		3		43%
3	Assistant Vice President - Executive Vice president			54		100%	
		Workshop Ujian Profesi Advokat a.n Eva Wulan Meilinda Lontoh Advocate Profession Examination Workshop a.n Eva Wulan Meilinda Lontoh	Mengembangkan kompetensi dan meningkatkan skil Develop competence and improve skills		1		2%
		Training IBPA (Indonesia Bond Price Agency)	Mengembangkan kompetensi dan meningkatkan skil Develop competence and improve skills		1		2%
		Workshop Integrating Risk Managemenet and Compliance	Mengembangkan kompetensi dan meningkatkan skil Develop competence and improve skills		3		6%
		Training Customer Service and Call Center	Mengembangkan kompetensi dan meningkatkan skil Develop competence and improve skills		1		2%
		Webinar Ketenagakerjaan Employment Webinar	Mengembangkan kompetensi dan meningkatkan skil Develop competence and improve skills		1		2%
		Certified International Procurement Professional (CIPP)	Mengembangkan kompetensi dan meningkatkan skil Develop competence and improve skills		1		2%
		Workshop Driving Effective Risk Management	Mengembangkan kompetensi dan meningkatkan skil Develop competence and improve skills		1		2%
		Workshop Infobank Antisipasi Perbankan dalam Ekspansi Kredit Infobank Workshop Anticipating Banking in Credit Expansion	Mengembangkan kompetensi dan meningkatkan skil Develop competence and improve skills		2		4%
		Pelatihan dan Ujian Sertifikasi CRGP CRGP Certification Exams and Training	Mengembangkan kompetensi dan meningkatkan skil Develop competence and improve skills		5		9%

No.	Level Jabatan Position Level	Jenis Pelatihan Type of Training	Tujuan Pelatihan Training Objectives	Jumlah Pegawai Number of Employee	Jumlah Pegawai yang telah mengikuti pelatihan Number of employees who have attended training	Persentase yang telah mengikuti pelatihan untuk setiap level jabatan Percentage who have attended training for each position level	Persentase yang telah mengikuti pelatihan untuk setiap jenis pelatihan Percentage who have attended training for each type of training
		Webinar nasional PP 22 AMDAL PP 22 national webinar AMDAL	Mengembangkan kompetensi dan meningkatkan skil Develop competence and improve skills		1		2%
		Sosialisasi UU Cipta Kerja Socialization of the Job Creation Act	Mengembangkan kompetensi dan meningkatkan skil Develop competence and improve skills		1		2%
		Webinar Series CWMA	Mengembangkan kompetensi dan meningkatkan skil Develop competence and improve skills		6		11%
		Workshop Strategic Thinking and Competitive strategy in A Changing Financial Environment	Mengembangkan kompetensi dan meningkatkan skil Develop competence and improve skills		19		35%
		Training Analytical Thinking Kadiv-Wakadiv	Mengembangkan kompetensi dan meningkatkan skil Develop competence and improve skills		22		41%
		Training FWD Story Telling	Mengembangkan kompetensi dan meningkatkan skil Develop competence and improve skills		2		4%
		Enhancing Performance Trough teamwork	Mengembangkan kompetensi dan meningkatkan skil Develop competence and improve skills		12		22%
		Pelatihan dan Ujian Sertifikasi Wakil Manajer Investasi Investment Manager Representative Certification Training and Exam	Mengembangkan kompetensi dan meningkatkan skil Develop competence and improve skills		1		2%
		Workshop APU PPT & GoAML Regulasi dan Praktis Sistem Anti Pencucian Uang APU PPT & GoAML Workshop on Regulation and Practical Anti-Money Laundering System	Mengembangkan kompetensi dan meningkatkan skil Develop competence and improve skills		1		2%
		Training Kompetensi Mengembangkan Orang lain Competency Training Developing Others	Mengembangkan kompetensi dan meningkatkan skil Develop competence and improve skills		10		19%

No.	Level Jabatan Position Level	Jenis Pelatihan Type of Training	Tujuan Pelatihan Training Objectives	Jumlah Pegawai Number of Employee	Jumlah Pegawai yang telah mengikuti pelatihan Number of employees who have attended training	Persentase yang telah mengikuti pelatihan untuk setiap level jabatan Percentage who have attended training for each position level	Persentase yang telah mengikuti pelatihan untuk setiap jenis pelatihan Percentage who have attended training for each type of training
		Training for Trainer	Mengembangkan kompetensi dan meningkatkan skil Develop competence and improve skills		1		2%
		Managing Market Risk In Insurance Industry - CRGP Webinar series	Mengembangkan kompetensi dan meningkatkan skil Develop competence and improve skills		5		9%
		Distance Learning Sertifikasi Nasional CRGP Lvl IV	Mengembangkan kompetensi dan meningkatkan skil Develop competence and improve skills		4		7%
		Training Digital Marketing	Mengembangkan kompetensi dan meningkatkan skil Develop competence and improve skills		1		2%
		Webinar CPD Persatuan Aktuaris Indonesia (PAI) Indonesian Actuary Association (PAI) CPD Webinar	Mengembangkan kompetensi dan meningkatkan skil Develop competence and improve skills		2		4%
		Training Bahasa Inggris Kepala dan Wakil Kepala Divisi English Training Head and Deputy Head of Division	Mengembangkan kompetensi dan meningkatkan skil Develop competence and improve skills		35		65%
		Workshop Continuous Profesional Education Master Class Program Series XX CRGP	Mengembangkan kompetensi dan meningkatkan skil Develop competence and improve skills		6		11%
		Training Kompetensi Orientasi Pelayanan Pelanggan Customer Service Orientation Competency Training	Mengembangkan kompetensi dan meningkatkan skil Develop competence and improve skills		5		9%
		Sosialisasi Agile Organization Agile Organization Outreach	Mengembangkan kompetensi dan meningkatkan skil Develop competence and improve skills		27		50%
		Training Kompetensi Kepemimpinan Leadership Competency Training	Mengembangkan kompetensi dan meningkatkan skil Develop competence and improve skills		3		6%

No.	Level Jabatan Position Level	Jenis Pelatihan Type of Training	Tujuan Pelatihan Training Objectives	Jumlah Pegawai Number of Employee	Jumlah Pegawai yang telah mengikuti pelatihan Number of employees who have attended training	Persentase yang telah mengikuti pelatihan untuk setiap level jabatan Percentage who have attended training for each position level	Persentase yang telah mengikuti pelatihan untuk setiap jenis pelatihan Percentage who have attended training for each type of training
		Workshop Story Telling" Bagi Level EVP, VP dan AVP Story Telling Workshop "For EVP, VP and AVP Levels	Mengembangkan kompetensi dan meningkatkan skil Develop competence and improve skills		46		85%
		Workshop GRC Summit International Conference 2021	Mengembangkan kompetensi dan meningkatkan skil Develop competence and improve skills		1		2%
		Pelatihan Dewan Asuransi Jiwa (DAI) terkait ASEAN Reinsurance Program (ARP) Life Insurance Council (DAI) training related to ASEAN Reinsurance Program (ARP)	Mengembangkan kompetensi dan meningkatkan skil Develop competence and improve skills		2		4%
		Webinar JRS Regional Programme and Jakarta JRS 2021	Mengembangkan kompetensi dan meningkatkan skil Develop competence and improve skills		3		6%
		Pelatihan & Sertifikasi Online Asuransi Syariah Tingkat Ajun Ahli Insurance Online Training & Certification Sharia Adjunct Expert Level	Mengembangkan kompetensi dan meningkatkan skil Develop competence and improve skills		1		2%
		Training Virtual Leadership Series	Mengembangkan kompetensi dan meningkatkan skil Develop competence and improve skills		3		6%
		Training Kompetensi Berpikir Strategis Insurance Online Training & Certification Sharia Adjunct Expert Level	Mengembangkan kompetensi dan meningkatkan skil Develop competence and improve skills		2		4%
		Training Komitmen Terhadap Organisasi Commitment to Organization Training	Mengembangkan kompetensi dan meningkatkan skil Develop competence and improve skills		7		13%
		Training Pengambilan Keputusan Decision Making Training	Mengembangkan kompetensi dan meningkatkan skil Develop competence and improve skills		7		13%
		Workshop Breakdown KPI Agile Organization x BRI HCS	Mengembangkan kompetensi dan meningkatkan skil Develop competence and improve skills		27		50%

No.	Level Jabatan Position Level	Jenis Pelatihan Type of Training	Tujuan Pelatihan Training Objectives	Jumlah Pegawai Number of Employee	Jumlah Pegawai yang telah mengikuti pelatihan Number of employees who have attended training	Persentase yang telah mengikuti pelatihan untuk setiap level jabatan Percentage who have attended training for each position level	Persentase yang telah mengikuti pelatihan untuk setiap jenis pelatihan Percentage who have attended training for each type of training
		Training Kompetensi Inovasi Innovation Competency Training	Mengembangkan kompetensi dan meningkatkan skil Develop competence and improve skills		6		11%
		Training Kompetensi Berfikir Konseptual Conceptual Thinking Competence Training	Mengembangkan kompetensi dan meningkatkan skil Develop competence and improve skills		5		9%
		GRC crgp Webinar Series- Developing Risk Intelligence	Mengembangkan kompetensi dan meningkatkan skil Develop competence and improve skills		6		11%
		Talent Management Professional Training Certification	Mengembangkan kompetensi dan meningkatkan skil Develop competence and improve skills		1		2%
		Workshop Penyusunan RJP dan RKAP Berbasis Risiko Workshop on Risk-Based RJP and RKAP Preparation	Mengembangkan kompetensi dan meningkatkan skil Develop competence and improve skills		1		2%
		Training Organization Development – Practicioner Program	Mengembangkan kompetensi dan meningkatkan skil Develop competence and improve skills		1		2%
		Training Kompetensi Kerjasama Cooperation Competency Training	Mengembangkan kompetensi dan meningkatkan skil Develop competence and improve skills		10		19%
		Sertifikasi HR AAJI AAJI HR Certification	Mengembangkan kompetensi dan meningkatkan skil Develop competence and improve skills		1		2%
		Training Kompetensi Dorongan Berprestasi Achievement Encouragement Competency Training	Mengembangkan kompetensi dan meningkatkan skil Develop competence and improve skills		4		7%
		Training Kompetensi Integritas Integrity Competency Training	Mengembangkan kompetensi dan meningkatkan skil Develop competence and improve skills		4		7%

No.	Level Jabatan Position Level	Jenis Pelatihan Type of Training	Tujuan Pelatihan Training Objectives	Jumlah Pegawai Number of Employee	Jumlah Pegawai yang telah mengikuti pelatihan Number of employees who have attended training	Persentase yang telah mengikuti pelatihan untuk setiap level jabatan Percentage who have attended training for each position level	Persentase yang telah mengikuti pelatihan untuk setiap jenis pelatihan Percentage who have attended training for each type of training
		Training Organization Development – Practicioner Program	Mengembangkan kompetensi dan meningkatkan skil Develop competence and improve skills		2		4%
		Seminar GRC Webinar Series Best Practices on Risk Agregation	Mengembangkan kompetensi dan meningkatkan skil Develop competence and improve skills		1		2%
		Training Key Performance Indicator	Mengembangkan kompetensi dan meningkatkan skil Develop competence and improve skills		1		2%
		Webinar PERUJI	Mengembangkan kompetensi dan meningkatkan skil Develop competence and improve skills		1		2%
		Digital and Risk Management in Insurance Webinar (DRIM Webinar) 2021	Mengembangkan kompetensi dan meningkatkan skil Develop competence and improve skills		1		2%
		Training Coaching Mentoring	Mengembangkan kompetensi dan meningkatkan skil Develop competence and improve skills		25		46%
		Training Pra Pensiun	Mengembangkan kompetensi dan meningkatkan skil Develop competence and improve skills		11		20%
		Webinar Internasional AAMAI 2021	Mengembangkan kompetensi dan meningkatkan skil Develop competence and improve skills		1		2%
		Training Digital Leadership	Mengembangkan kompetensi dan meningkatkan skil Develop competence and improve skills		43		80%
		Webinar OJK- Sustainable Finance	Mengembangkan kompetensi dan meningkatkan skil Develop competence and improve skills		1		2%

No.	Level Jabatan Position Level	Jenis Pelatihan Type of Training	Tujuan Pelatihan Training Objectives	Jumlah Pegawai Number of Employee	Jumlah Pegawai yang telah mengikuti pelatihan Number of employees who have attended training	Persentase yang telah mengikuti pelatihan untuk setiap level jabatan Percentage who have attended training for each position level	Persentase yang telah mengikuti pelatihan untuk setiap jenis pelatihan Percentage who have attended training for each type of training
		Master Class Program Series XXI - Competitive Strategy in a Changing Business Environment	Mengembangkan kompetensi dan meningkatkan skil Develop competence and improve skills		10		19%
		Webinar Risk Beyond 2021 International Conference: Risk Beyond "Journey to a New Frontier	Mengembangkan kompetensi dan meningkatkan skil Develop competence and improve skills		1		2%
		Workshop The Ultimate Guide for Online Media Monitoring	Mengembangkan kompetensi dan meningkatkan skil Develop competence and improve skills		1		2%
		Workshop Strategy in Handling Effective Negative Publicity in Media	Mengembangkan kompetensi dan meningkatkan skil Develop competence and improve skills		1		2%
		Workshop PSAK 74 (IFRS 17)	Mengembangkan kompetensi dan meningkatkan skil Develop competence and improve skills		1		2%
4	**Assistant Manager - Senior Manager**			**103**		**100%**	
		Competency based and recruitment & selection	Mengembangkan kompetensi dan meningkatkan skil Develop competence and improve skills		1		1%
		Pelatihan Fraud Auditing - 1 Fraud Auditing Training - 1	Mengembangkan kompetensi dan meningkatkan skil Develop competence and improve skills		1		1%
		Pelatihan Customer Service and Call Center Customer Service and Call Center Training	Mengembangkan kompetensi dan meningkatkan skil Develop competence and improve skills		1		1%
		Training Assessment for Leader	Mengembangkan kompetensi dan meningkatkan skil Develop competence and improve skills		86		83%
		Workshop Melukis Slide Dengan Hati Slide Painting Workshop With Heart	Mengembangkan kompetensi dan meningkatkan skil Develop competence and improve skills		1		1%

No.	Level Jabatan Position Level	Jenis Pelatihan Type of Training	Tujuan Pelatihan Training Objectives	Jumlah Pegawai Number of Employee	Jumlah Pegawai yang telah mengikuti pelatihan Number of employees who have attended training	Persentase yang telah mengikuti pelatihan untuk setiap level jabatan Percentage who have attended training for each position level	Persentase yang telah mengikuti pelatihan untuk setiap jenis pelatihan Percentage who have attended training for each type of training
		Pelatihan Fraud Auditing - 2 Fraud Auditing Training - 2	Mengembangkan kompetensi dan meningkatkan skil Develop competence and improve skills		1		1%
		Certified International Procurement Professional (CIPP)	Mengembangkan kompetensi dan meningkatkan skil Develop competence and improve skills		1		1%
		Webinar Ketenagakerjaan Employment Webinar	Mengembangkan kompetensi dan meningkatkan skil Develop competence and improve skills		1		1%
		Workshop E-recruitment di era digital E-recruitment workshop in the digital era	Mengembangkan kompetensi dan meningkatkan skil Develop competence and improve skills		1		1%
		Webinar nasional PP 22 AMDAL PP 22 national webinar AMDAL	Mengembangkan kompetensi dan meningkatkan skil Develop competence and improve skills		1		1%
		Webinar Nasional Implementasi PP no. 35, 36, 37 tahun 2021 National Webinar Implementation of PP no. 35, 36, 37 year 2021	Mengembangkan kompetensi dan meningkatkan skil Develop competence and improve skills		2		2%
		Workshop Pembayaran Sertifikasi HR AAJI AAJI HR Certification Payment Workshop	Mengembangkan kompetensi dan meningkatkan skil Develop competence and improve skills		2		2%
		Sosialisasi UU Cipta Kerja Socialization of the Job Creation Act	Mengembangkan kompetensi dan meningkatkan skil Develop competence and improve skills		1		1%
		Webinar Series CWMA	Mengembangkan kompetensi dan meningkatkan skil Develop competence and improve skills		6		6%
		Workshop FWD Story Telling	Mengembangkan kompetensi dan meningkatkan skil Develop competence and improve skills		5		5%
		Workshop APU PPT & GoAML Regulasi dan Praktis Sistem Anti Pencucian Uang APU PPT & GoAML Workshop on Regulation and Practical Anti-Money Laundering System	Mengembangkan kompetensi dan meningkatkan skil Develop competence and improve skills		1		1%

No.	Level Jabatan Position Level	Jenis Pelatihan Type of Training	Tujuan Pelatihan Training Objectives	Jumlah Pegawai Number of Employee	Jumlah Pegawai yang telah mengikuti pelatihan Number of employees who have attended training	Persentase yang telah mengikuti pelatihan untuk setiap level jabatan Percentage who have attended training for each position level	Persentase yang telah mengikuti pelatihan untuk setiap jenis pelatihan Percentage who have attended training for each type of training
		Workshop Fraud Detection Dalam Operasional Perbankan & Lembaga Keuangan Non Bank dan Review Laporan Penerapan Strategi Anti Fraud Workshop on Fraud Detection in Operations of Banks & Non-Bank Financial Institutions and Review of Reports on the Implementation of Anti-Fraud Strategy	Mengembangkan kompetensi dan meningkatkan skil Develop competence and improve skills		1		1%
		Webinar "Antisipasi Korporasi Dalam Tindak Pidana Korupsi yang merugikan keuangan Korporasi secara signifikan di sektor BUMN/BUMD Webinar "Corporate Anticipation in Corruption Crimes which significantly harms Corporate finances in the BUMN/ BUMD sector	Mengembangkan kompetensi dan meningkatkan skil Develop competence and improve skills		1		1%
		Workshop Data Ulang dan Pembuatan Kartu Tanda Pengenal Advokat (KTPA) Perhimpunan Advokat Indonesia (PERADI) Tahun 2021 Workshop on Data Repeat and Making Advocates Identification Cards (KTPA) of the Indonesian Advocates Association (PERADI) in 2021	Mengembangkan kompetensi dan meningkatkan skil Develop competence and improve skills		1		1%
		Training for Trainer	Mengembangkan kompetensi dan meningkatkan skil Develop competence and improve skills		11		11%
		Training Digital Marketing	Mengembangkan kompetensi dan meningkatkan skil Develop competence and improve skills		1		1%
		Webinar Workshop Ketenagakerjaan Employment Workshop Webinar	Mengembangkan kompetensi dan meningkatkan skil Develop competence and improve skills		1		1%
		Loop Certified Professional Coach Program ICF Batch 42	Mengembangkan kompetensi dan meningkatkan skil Develop competence and improve skills		1		1%
		Webinar CPD Persatuan Aktuaris Indonesia (PAI)	Mengembangkan kompetensi dan meningkatkan skil Develop competence and improve skills		1		1%
		Business Continuity Plan (BCP) Drafting: Based on ISO 22301:2019	Mengembangkan kompetensi dan meningkatkan skil Develop competence and improve skills		2		2%

No.	Level Jabatan Position Level	Jenis Pelatihan Type of Training	Tujuan Pelatihan Training Objectives	Jumlah Pegawai Number of Employee	Jumlah Pegawai yang telah mengikuti pelatihan Number of employees who have attended training	Persentase yang telah mengikuti pelatihan untuk setiap level jabatan Percentage who have attended training for each position level	Persentase yang telah mengikuti pelatihan untuk setiap jenis pelatihan Percentage who have attended training for each type of training
		Training Kompetensi Orientasi Pelayanan Pelanggan Customer Service Orientation Competency Training	Mengembangkan kompetensi dan meningkatkan skil Develop competence and improve skills		1		1%
		Sertifikasi Compliance Management System: Based on ISO 19600:2014	Mengembangkan kompetensi dan meningkatkan skil Develop competence and improve skills		1		1%
		Sosialisasi Agile Organization	Mengembangkan kompetensi dan meningkatkan skil Develop competence and improve skills		3		3%
		Training Kompetensi Kepemimpinan Leadership Competency Training	Mengembangkan kompetensi dan meningkatkan skil Develop competence and improve skills		7		7%
		One Day Workshop TP Doc	Mengembangkan kompetensi dan meningkatkan skil Develop competence and improve skills		1		1%
		Training Enhancing Your ERM	Mengembangkan kompetensi dan meningkatkan skil Develop competence and improve skills		1		1%
		Pelatihan Dewan Asuransi Jiwa (DAI) terkait ASEAN Reinsurance Program (ARP) Life Insurance Council (DAI) training related to ASEAN Reinsurance Program (ARP)	Mengembangkan kompetensi dan meningkatkan skil Develop competence and improve skills		1		1%
		Webinar OJK Digital Marketing for Financial Sector	Mengembangkan kompetensi dan meningkatkan skil Develop competence and improve skills		2		2%
		Webinar MAHAKA Institute Basic Corsec Sekretaris Direksi/Dewan Komisaris MAHAKA Institute Basic Corsec Webinar Secretary to the Board of Directors/Board of Commissioners	Mengembangkan kompetensi dan meningkatkan skil Develop competence and improve skills		1		1%
		Webinar JRS Regional Programme and Jakarta JRS 2021	Mengembangkan kompetensi dan meningkatkan skil Develop competence and improve skills		1		1%
		Training Virtual Leadership Series	Mengembangkan kompetensi dan meningkatkan skil Develop competence and improve skills		4		4%

No.	Level Jabatan Position Level	Jenis Pelatihan Type of Training	Tujuan Pelatihan Training Objectives	Jumlah Pegawai Number of Employee	Jumlah Pegawai yang telah mengikuti pelatihan Number of employees who have attended training	Persentase yang telah mengikuti pelatihan untuk setiap level jabatan Percentage who have attended training for each position level	Persentase yang telah mengikuti pelatihan untuk setiap jenis pelatihan Percentage who have attended training for each type of training
		Training Kompetensi Berpikir Strategis Strategic Thinking Competence Training	Mengembangkan kompetensi dan meningkatkan skil Develop competence and improve skills		20		19%
		Training Komitmen Terhadap Organisasi Commitment to Organization Training	Mengembangkan kompetensi dan meningkatkan skil Develop competence and improve skills		9		9%
		Training Designing Learning Program	Mengembangkan kompetensi dan meningkatkan skil Develop competence and improve skills		1		1%
		Training Pengambilan Keputusan Decision Making Training	Mengembangkan kompetensi dan meningkatkan skil Develop competence and improve skills		7		7%
		Workshop Breakdown KPI Agile Organization x BRI HCS	Mengembangkan kompetensi dan meningkatkan skil Develop competence and improve skills		3		3%
		Training Kompetensi Inovasi Innovation Competency Training	Mengembangkan kompetensi dan meningkatkan skil Develop competence and improve skills		11		11%
		Training Kompetensi Berfikir Konseptual Conceptual Thinking Competence Training	Mengembangkan kompetensi dan meningkatkan skil Develop competence and improve skills		9		9%
		Talent Management Professional Training Certification	Mengembangkan kompetensi dan meningkatkan skil Develop competence and improve skills		1		1%
		Workshop Penyusunan RJP dan RKAP Berbasis Risiko Workshop on Risk-Based RJP and RKAP Preparation	Mengembangkan kompetensi dan meningkatkan skil Develop competence and improve skills		1		1%
		Training Kompetensi Kerjasama Cooperation Competency Training	Mengembangkan kompetensi dan meningkatkan skil Develop competence and improve skills		18		17%

No.	Level Jabatan Position Level	Jenis Pelatihan Type of Training	Tujuan Pelatihan Training Objectives	Jumlah Pegawai Number of Employee	Jumlah Pegawai yang telah mengikuti pelatihan Number of employees who have attended training	Persentase yang telah mengikuti pelatihan untuk setiap level jabatan Percentage who have attended training for each position level	Persentase yang telah mengikuti pelatihan untuk setiap jenis pelatihan Percentage who have attended training for each type of training
		Training Kompetensi Dorongan Berprestasi Achievement Encouragement Competency Training	Mengembangkan kompetensi dan meningkatkan skil Develop competence and improve skills		7		7%
		Training Kompetensi Integritas Integrity Competency Training	Mengembangkan kompetensi dan meningkatkan skil Develop competence and improve skills		4		4%
		Program 12th ASEAN School For Young Insurance Manager	Mengembangkan kompetensi dan meningkatkan skil Develop competence and improve skills		1		1%
		Webinar Tax Forum BUMN	Mengembangkan kompetensi dan meningkatkan skil Develop competence and improve skills		1		1%
		Training Key Performance Indicator	Mengembangkan kompetensi dan meningkatkan skil Develop competence and improve skills		1		1%
		Certified Information Security Manager	Mengembangkan kompetensi dan meningkatkan skil Develop competence and improve skills		1		1%
		Webinar Nasional Barang dan Jasa Dua Hari - Audit Berbasis Resiko dan Praktek-Praktek keucrangan yang memicu tindak pidana dalam pengadaan barang dan jasa pada Korporasi BUMN, BLU/D,Kementrian Lembaga SKPD Tahun 2021 Berdasarkan Perpres No 12 Tahun 2021 Tentang Pelaksanaan Barang/Jasa Pemerintah Two-Day National Webinar of Goods and Services - Risk-Based Auditing and Fraudulent Practices that trigger criminal acts in the procurement of goods and services at SOE Corporations, BLU/D, Ministries of SKPD Institutions in 2021 Based on Presidential Regulation No. 12 of 2021 concerning Implementation of Government Goods/Services	Mengembangkan kompetensi dan meningkatkan skil Develop competence and improve skills		1		1%
		Webinar PERUJI	Mengembangkan kompetensi dan meningkatkan skil Develop competence and improve skills		3		3%

No.	Level Jabatan Position Level	Jenis Pelatihan Type of Training	Tujuan Pelatihan Training Objectives	Jumlah Pegawai Number of Employee	Jumlah Pegawai yang telah mengikuti pelatihan Number of employees who have attended training	Persentase yang telah mengikuti pelatihan untuk setiap level jabatan Percentage who have attended training for each position level	Persentase yang telah mengikuti pelatihan untuk setiap jenis pelatihan Percentage who have attended training for each type of training
		Training Pra Pensiun	Mengembangkan kompetensi dan meningkatkan skil Develop competence and improve skills		10		10%
		Pendidikan & Sertifikasi Certified Forensic Auditor (CFrA) Certified Forensic Auditor (CFrA) Education & Certification	Mengembangkan kompetensi dan meningkatkan skil Develop competence and improve skills		1		1%
		Webinar Internasional AAMAI 2021	Mengembangkan kompetensi dan meningkatkan skil Develop competence and improve skills		1		1%
		Training Digital Leadership	Mengembangkan kompetensi dan meningkatkan skil Develop competence and improve skills		38		37%
		Training Querying SQL	Mengembangkan kompetensi dan meningkatkan skil Develop competence and improve skills		1		1%
		Training Sales Behaviour	Mengembangkan kompetensi dan meningkatkan skil Develop competence and improve skills		52		50%
		Pendidikan Sertifikasi QIA Tingkat Manajerial Managerial Level QIA Certification Education	Mengembangkan kompetensi dan meningkatkan skil Develop competence and improve skills		1		1%
		Training Leadership dan Talent Development	Mengembangkan kompetensi dan meningkatkan skil Develop competence and improve skills		1		1%
		Sharing Session Perpajakan tahun 2021 - AAJI Tax Sharing Session in 2021 - AAJI	Mengembangkan kompetensi dan meningkatkan skil Develop competence and improve skills		2		2%
		Training Recruit Transformation	Mengembangkan kompetensi dan meningkatkan skil Develop competence and improve skills		2		2%

No.	Level Jabatan Position Level	Jenis Pelatihan Type of Training	Tujuan Pelatihan Training Objectives	Jumlah Pegawai Number of Employee	Jumlah Pegawai yang telah mengikuti pelatihan Number of employees who have attended training	Persentase yang telah mengikuti pelatihan untuk setiap level jabatan Percentage who have attended training for each position level	Persentase yang telah mengikuti pelatihan untuk setiap jenis pelatihan Percentage who have attended training for each type of training
		Webinar ISO 37000:2021	Mengembangkan kompetensi dan meningkatkan skil Develop competence and improve skills		1		1%
		Webinar Ketenagakerjaan Nasional Dua Hari Two Day National Employment Webinar	Mengembangkan kompetensi dan meningkatkan skil Develop competence and improve skills		1		1%
5	**Officer**			**110**		**100%**	
		Training Leader as Coach	Mengembangkan kompetensi dan meningkatkan skil Develop competence and improve skills		6		5%
		Webinar Tax Forum BUMN - PPN dan Bea Materai update 2021 SOE Tax Forum Webinar - VAT and Stamp Duty update 2021	Mengembangkan kompetensi dan meningkatkan skil Develop competence and improve skills		1		1%
		Training Sales Behavior	Mengembangkan kompetensi dan meningkatkan skil Develop competence and improve skills		81		74%
		Webinar Ketenagakerjaan Employment Webinar	Mengembangkan kompetensi dan meningkatkan skil Develop competence and improve skills		1		1%
		Training Melukis Slide Dengan Hati Slide Drawing Training With Heart	Mengembangkan kompetensi dan meningkatkan skil Develop competence and improve skills		3		3%
		Training Leader as Coach - LOOP INSTITUTE COACHING	Mengembangkan kompetensi dan meningkatkan skil Develop competence and improve skills		6		5%
		Training Pembayaran Sertifikasi HR AAJI AAJI HR Certification Payment Training	Mengembangkan kompetensi dan meningkatkan skil Develop competence and improve skills		1		1%
		Training Data Ulang Perhimpunan Advokat Indonesia Tahun 2021 Indonesian Advocates Association Data Training for 2021	Mengembangkan kompetensi dan meningkatkan skil Develop competence and improve skills		1		1%

No.	Level Jabatan Position Level	Jenis Pelatihan Type of Training	Tujuan Pelatihan Training Objectives	Jumlah Pegawai Number of Employee	Jumlah Pegawai yang telah mengikuti pelatihan Number of employees who have attended training	Persentase yang telah mengikuti pelatihan untuk setiap level jabatan Percentage who have attended training for each position level	Persentase yang telah mengikuti pelatihan untuk setiap jenis pelatihan Percentage who have attended training for each type of training
		Training FWD Story Telling	Mengembangkan kompetensi dan meningkatkan skil Develop competence and improve skills		2		2%
		Workshop Fraud Detection Dalam Operasional Perbankan & Lembaga Keuangan Non Bank dan Review Laporan Penerapan Strategi Anti Fraud, Workshop on Fraud Detection in Operations of Banking & Non-Bank Financial Institutions and Review of Reports on the Implementation of Anti-Fraud Strategy,	Mengembangkan kompetensi dan meningkatkan skil Develop competence and improve skills		1		1%
		Seminar Online PSAK Berbasis IFRS - PSAK 73 IFRS Based PSAK Online Seminar - PSAK 73	Mengembangkan kompetensi dan meningkatkan skil Develop competence and improve skills		2		2%
		Training The Power of Story Telling	Mengembangkan kompetensi dan meningkatkan skil Develop competence and improve skills		3		3%
		Training for Trainer	Mengembangkan kompetensi dan meningkatkan skil Develop competence and improve skills		3		3%
		Training Bahasa Inggris Staff dan Kepala Seksi English Training Staff and Section Head	Mengembangkan kompetensi dan meningkatkan skil Develop competence and improve skills		2		2%
		One Day Workshop TP Doc	Mengembangkan kompetensi dan meningkatkan skil Develop competence and improve skills		1		1%
		Webinar OJK Digital Marketing for Financial Sector	Mengembangkan kompetensi dan meningkatkan skil Develop competence and improve skills		2		2%
		Webinar MAHAKA Institute Basic Corsec Sekretaris Direksi/Dewan Komisaris MAHAKA Institute Basic Corsec Webinar Secretary to the Board of Directors/Board of Commissioners	Mengembangkan kompetensi dan meningkatkan skil Develop competence and improve skills		1		1%
		Training Designing Learning Program	Mengembangkan kompetensi dan meningkatkan skil Develop competence and improve skills		2		2%

No.	Level Jabatan Position Level	Jenis Pelatihan Type of Training	Tujuan Pelatihan Training Objectives	Jumlah Pegawai Number of Employee	Jumlah Pegawai yang telah mengikuti pelatihan Number of employees who have attended training	Persentase yang telah mengikuti pelatihan untuk setiap level jabatan Percentage who have attended training for each position level	Persentase yang telah mengikuti pelatihan untuk setiap jenis pelatihan Percentage who have attended training for each type of training
		Pelatihan Sertifikasi Compliance Management Fundamentals Compliance Management Fundamentals Sertifikasi Certification Training	Mengembangkan kompetensi dan meningkatkan skil Develop competence and improve skills		1		1%
		Workshop Penyusunan RJP dan RKAP Berbasis Risiko Workshop on Risk-Based RJP and RKAP Preparation	Mengembangkan kompetensi dan meningkatkan skil Develop competence and improve skills		1		1%
		Training Organization Development – Practicioner Program	Mengembangkan kompetensi dan meningkatkan skil Develop competence and improve skills		1		1%
		Webinar Rahasia Sukses Praktik Legal Due Dilligence Webinar Secrets of a Successful Legal Due Diligence Practice	Mengembangkan kompetensi dan meningkatkan skil Develop competence and improve skills		1		1%
		Webinar Tax Forum BUMN	Mengembangkan kompetensi dan meningkatkan skil Develop competence and improve skills		1		1%
		Training Key Performance Indicator	Mengembangkan kompetensi dan meningkatkan skil Develop competence and improve skills		1		1%
		Webinar PERUJI	Mengembangkan kompetensi dan meningkatkan skil Develop competence and improve skills		1		1%
		Training Certified Ethical Hacking (CEH)	Mengembangkan kompetensi dan meningkatkan skil Develop competence and improve skills		1		1%
		Webinar Ketenagakerjaan Nasional Dua Hari Two Day National Employment Webinar	Mengembangkan kompetensi dan meningkatkan skil Develop competence and improve skills		1		1%
		Training Pra Pensiun	Mengembangkan kompetensi dan meningkatkan skil Develop competence and improve skills		5		5%
		Pelatihan Sertifikasi CRMO CRMO Certification Training	Mengembangkan kompetensi dan meningkatkan skil Develop competence and improve skills		2		2%

No.	Level Jabatan Position Level	Jenis Pelatihan Type of Training	Tujuan Pelatihan Training Objectives	Jumlah Pegawai Number of Employee	Jumlah Pegawai yang telah mengikuti pelatihan Number of employees who have attended training	Persentase yang telah mengikuti pelatihan untuk setiap level jabatan Percentage who have attended training for each position level	Persentase yang telah mengikuti pelatihan untuk setiap jenis pelatihan Percentage who have attended training for each type of training
		Legal Drafting Training	Mengembangkan kompetensi dan meningkatkan skil Develop competence and improve skills		1		1%
		Training Problem Solving Officer	Mengembangkan kompetensi dan meningkatkan skil Develop competence and improve skills		12		11%
		Training Digital Leadership	Mengembangkan kompetensi dan meningkatkan skil Develop competence and improve skills		1		1%
		Workshop The Ultimate Guide for Online Media Monitoring	Mengembangkan kompetensi dan meningkatkan skil Develop competence and improve skills		1		1%
		Workshop Strategy in Handling Effective Negative Publicity in Media	Mengembangkan kompetensi dan meningkatkan skil Develop competence and improve skills		1		1%
		Sharing Session Perpajakan tahun 2021 - AAJI Tax Sharing Session in 2021 - AAJI	Mengembangkan kompetensi dan meningkatkan skil Develop competence and improve skills		2		2%
6	**Assistant**			**309**		**100%**	
		Training Melukis Slide Dengan Hati Slide Drawing Training With Heart	Mengembangkan kompetensi dan meningkatkan skil Develop competence and improve skills		7		2,3%
		Sertifikasi dan Ujian Certified Security Analyst (CSA) Certified Security Analyst (CSA) Certification and Exams	Mengembangkan kompetensi dan meningkatkan skil Develop competence and improve skills		1		0,3%
		Training Claim Risk Management	Mengembangkan kompetensi dan meningkatkan skil Develop competence and improve skills		2		0,6%
		Sertifikasi CRMO CRMO Certification	Mengembangkan kompetensi dan meningkatkan skil Develop competence and improve skills		4		1,3%

No.	Level Jabatan Position Level	Jenis Pelatihan Type of Training	Tujuan Pelatihan Training Objectives	Jumlah Pegawai Number of Employee	Jumlah Pegawai yang telah mengikuti pelatihan Number of employees who have attended training	Persentase yang telah mengikuti pelatihan untuk setiap level jabatan Percentage who have attended training for each position level	Persentase yang telah mengikuti pelatihan untuk setiap jenis pelatihan Percentage who have attended training for each type of training
		Training The new era recruitment and selection	Mengembangkan kompetensi dan meningkatkan skil Develop competence and improve skills		1		0,3%
		Workshop PHK dan pesangon serta pengerahan PP dan PKB melalui sistem aplikasi elektronik e_pp dan e_pkb dalam UU cipta kerja Workshop on layoffs and severance pay as well as the deployment of PP and PKB through the electronic application system e_pp and e_pkb in the work copyright law	Mengembangkan kompetensi dan meningkatkan skil Develop competence and improve skills		1		0,3%
		Pelatihan Fraud Auditing - 1 Fraud Auditing Training - 1	Mengembangkan kompetensi dan meningkatkan skil Develop competence and improve skills		1		0,3%
		Pelatihan Dasar Mastering Self Basic Self-Mastering Training	Mengembangkan kompetensi dan meningkatkan skil Develop competence and improve skills		53		17,2%
		Webinar Tax Forum	Mengembangkan kompetensi dan meningkatkan skil Develop competence and improve skills		3		1,0%
		Training Competency based and recruitment & selection	Mengembangkan kompetensi dan meningkatkan skil Develop competence and improve skills		1		0,3%
		Training SQL	Mengembangkan kompetensi dan meningkatkan skil Develop competence and improve skills		7		2,3%
		Pelatihan Sales Behavior Sales Behavior Training	Mengembangkan kompetensi dan meningkatkan skil Develop competence and improve skills		233		75,4%
		Pelatihan Customer Service and Call Center Customer Service and Call Center Training	Mengembangkan kompetensi dan meningkatkan skil Develop competence and improve skills		46		14,9%
		Webinar Ketenagakerjaan Employment Webinar	Mengembangkan kompetensi dan meningkatkan skil Develop competence and improve skills		6		1,9%

No.	Level Jabatan Position Level	Jenis Pelatihan Type of Training	Tujuan Pelatihan Training Objectives	Jumlah Pegawai Number of Employee	Jumlah Pegawai yang telah mengikuti pelatihan Number of employees who have attended training	Persentase yang telah mengikuti pelatihan untuk setiap level jabatan Percentage who have attended training for each position level	Persentase yang telah mengikuti pelatihan untuk setiap jenis pelatihan Percentage who have attended training for each type of training
		Pelatihan Fraud Auditing - 2 Fraud Auditing Training - 2	Mengembangkan kompetensi dan meningkatkan skil Develop competence and improve skills		1		0,3%
		Certified International Procurement Professional (CIPP)	Mengembangkan kompetensi dan meningkatkan skil Develop competence and improve skills		1		0,3%
		Workshop Integrating Risk Managemenet and Compliance	Mengembangkan kompetensi dan meningkatkan skil Develop competence and improve skills		2		0,6%
		Training E-recuitment di era digital E-recruitment training in the digital era	Mengembangkan kompetensi dan meningkatkan skil Develop competence and improve skills		4		1,3%
		Training Prince 2 Foundation	Mengembangkan kompetensi dan meningkatkan skil Develop competence and improve skills		3		1,0%
		Training Tutorial Ujian PAI PAI Exam Tutorial Training	Mengembangkan kompetensi dan meningkatkan skil Develop competence and improve skills		9		2,9%
		Training Eksternal Smart Negotiation & Lobbying skill	Mengembangkan kompetensi dan meningkatkan skil Develop competence and improve skills		1		0,3%
		Webinar Nasional Implementasi PP no. 35, 36, 37 tahun 2021 National Webinar Implementation of PP no. 35, 36, 37 year 2021	Mengembangkan kompetensi dan meningkatkan skil Develop competence and improve skills		1		0,3%
		Workshop Nasional Ketenagakerjaan Perihal Pengupahan National Workshop on Labor on Wages	Mengembangkan kompetensi dan meningkatkan skil Develop competence and improve skills		2		0,6%
		Sertifikasi HR AAJI AAJI HR Certification	Mengembangkan kompetensi dan meningkatkan skil Develop competence and improve skills		7		2,3%

No.	Level Jabatan Position Level	Jenis Pelatihan Type of Training	Tujuan Pelatihan Training Objectives	Jumlah Pegawai Number of Employee	Jumlah Pegawai yang telah mengikuti pelatihan Number of employees who have attended training	Persentase yang telah mengikuti pelatihan untuk setiap level jabatan Percentage who have attended training for each position level	Persentase yang telah mengikuti pelatihan untuk setiap jenis pelatihan Percentage who have attended training for each type of training
		Sosialisasi UU Cipta Kerja Socialization of the Job Creation Act	Mengembangkan kompetensi dan meningkatkan skil Develop competence and improve skills		2		0,6%
		Training Becoming Professional Host/ Moderator Online	Mengembangkan kompetensi dan meningkatkan skil Develop competence and improve skills		6		1,9%
		Training FWD Story Telling	Mengembangkan kompetensi dan meningkatkan skil Develop competence and improve skills		9		2,9%
		Workshop APU PPT & GoAML Regulasi dan Praktis Sistem Anti Pencucian Uang APU PPT & GoAML Workshop on Regulation and Practical Anti-Money Laundering System	Mengembangkan kompetensi dan meningkatkan skil Develop competence and improve skills		1		0,3%
		Workshop Pertanahan dan K3 Dalam Perijinan Berusaha Berbasis Risiko Melalui PP No 5 Tahun 2021 dan Undang-Undang Cipta Kerja Workshop Pertanahan dan K3 Dalam Perijinan Berusaha Berbasis Risiko Melalui PP No 5 Tahun 2021 dan Undang-Undang Cipta Kerja xxx	Mengembangkan kompetensi dan meningkatkan skil Develop competence and improve skills		2		0,6%
		Workshop on Risk-Based RJP and RKAP Preparation Webinar OJK Digital Marketing for Financial Sector	Mengembangkan kompetensi dan meningkatkan skil Develop competence and improve skills		10		3,2%
		Seminar Talent Acquisition For Future Works	Mengembangkan kompetensi dan meningkatkan skil Develop competence and improve skills		3		1,0%
		Innovation Training	Mengembangkan kompetensi dan meningkatkan skil Develop competence and improve skills		100		32,4%
		Training Designing Learning Program	Mengembangkan kompetensi dan meningkatkan skil Develop competence and improve skills		1		0,3%

No.	Level Jabatan Position Level	Jenis Pelatihan Type of Training	Tujuan Pelatihan Training Objectives	Jumlah Pegawai Number of Employee	Jumlah Pegawai yang telah mengikuti pelatihan Number of employees who have attended training	Persentase yang telah mengikuti pelatihan untuk setiap level jabatan Percentage who have attended training for each position level	Persentase yang telah mengikuti pelatihan untuk setiap jenis pelatihan Percentage who have attended training for each type of training
		Webinar Nasional Dua Hari" dengan tema Antisipasi Pemeriksaan Oleh BPK Atas Pengelolaan Keuangan Mencegah OTT Dalam Tindak Pidana Korupsi Menuju Opini WTP Serta Peran BPK dan Mahkamah Agung Dalam Pencegahan dan Pemberantasan TPPU Webinar Nasional Dua Hari" dengan tema Antisipasi Pemeriksaan Oleh BPK Atas Pengelolaan Keuangan Mencegah OTT Dalam Tindak Pidana Korupsi Menuju Opini WTP Serta Peran BPK dan Mahkamah Agung Dalam Pencegahan dan Pemberantasan TPPU xxx	Mengembangkan kompetensi dan meningkatkan skil Develop competence and improve skills		2		0,6%
		Workshop Hubungan Industrial "Pengaruh Undang – Undang Cipta Kerja Terhadap Pelaksanaan PKWT, Alih Daya (Outsourcing), WKWI, PHK, Penyusunan PP - PKB Serta Pengesahan & Pendaftaran E- PP/E-PKB Implikasi & Tantangannya Bagi Dunia Usaha" Workshop Hubungan Industrial "Pengaruh Undang – Undang Cipta Kerja Terhadap Pelaksanaan PKWT, Alih Daya (Outsourcing), WKWI, PHK, Penyusunan PP - PKB Serta Pengesahan & Pendaftaran E- PP/E-PKB Implikasi & Tantangannya Bagi Dunia Usaha" xxx	Mengembangkan kompetensi dan meningkatkan skil Develop competence and improve skills		3		1,0%
		Talent Management Professional Training Certification	Mengembangkan kompetensi dan meningkatkan skil Develop competence and improve skills		2		0,6%
		Workshop Penyusunan RJP dan RKAP Berbasis Risiko	Mengembangkan kompetensi dan meningkatkan skil Develop competence and improve skills		2		0,6%
		Training Organization Development – Practicioner Program	Mengembangkan kompetensi dan meningkatkan skil Develop competence and improve skills		9		2,9%
		Workshop Presentation Design	Mengembangkan kompetensi dan meningkatkan skil Develop competence and improve skills		6		1,9%
		Training Key Performance Indicator	Mengembangkan kompetensi dan meningkatkan skil Develop competence and improve skills		3		1,0%

No.	Level Jabatan Position Level	Jenis Pelatihan Type of Training	Tujuan Pelatihan Training Objectives	Jumlah Pegawai Number of Employee	Jumlah Pegawai yang telah mengikuti pelatihan Number of employees who have attended training	Persentase yang telah mengikuti pelatihan untuk setiap level jabatan Percentage who have attended training for each position level	Persentase yang telah mengikuti pelatihan untuk setiap jenis pelatihan Percentage who have attended training for each type of training
		Webinar Nasional Barang dan Jasa Dua Hari - Audit Berbasis Resiko dan Praktek-Praktek keucrangan yang memicu tindak pidana dalam pengadaan barang dan jasa pada Korporasi BUMN, BLU/D,Kementrian Lembaga SKPD Tahun 2021 Berdasarkan Perpres No 12 Tahun 2021 Tentang Pelaksanaan Barang/Jasa Pemerintah Two-Day National Webinar of Goods and Services - Risk-Based Auditing and Fraudulent Practices that trigger criminal acts in the procurement of goods and services at SOE Corporations, BLU/D, Ministries of SKPD Institutions in 2021 Based on Presidential Regulation No. 12 of 2021 concerning Implementation of Government Goods/Services	Mengembangkan kompetensi dan meningkatkan skil Develop competence and improve skills		1		0,3%
		Webinar & Workshop Nasional K3 K3 National Webinars & Workshops	Mengembangkan kompetensi dan meningkatkan skil Develop competence and improve skills		1		0,3%
		Training Designing Virtual Training Program	Mengembangkan kompetensi dan meningkatkan skil Develop competence and improve skills		3		1,0%
		Webinar Nasional Online - UU CIPTAKER Online National Webinar - COPYRIGHT ACT	Mengembangkan kompetensi dan meningkatkan skil Develop competence and improve skills		2		0,6%
		Pendidikan Public Speaking Certification Program Education Public Speaking Certification Program	Mengembangkan kompetensi dan meningkatkan skil Develop competence and improve skills		1		0,3%
		Pendidikan Sertifikasi QIA QIA Certification Education	Mengembangkan kompetensi dan meningkatkan skil Develop competence and improve skills		4		1,3%
		Training Editing Program Training Editing Program	Mengembangkan kompetensi dan meningkatkan skil Develop competence and improve skills		1		0,3%
		Training Excel Skills for Business Training Excel Skills for Business	Mengembangkan kompetensi dan meningkatkan skil Develop competence and improve skills		1		0,3%

No.	Level Jabatan Position Level	Jenis Pelatihan Type of Training	Tujuan Pelatihan Training Objectives	Jumlah Pegawai Number of Employee	Jumlah Pegawai yang telah mengikuti pelatihan Number of employees who have attended training	Persentase yang telah mengikuti pelatihan untuk setiap level jabatan Percentage who have attended training for each position level	Persentase yang telah mengikuti pelatihan untuk setiap jenis pelatihan Percentage who have attended training for each type of training
		Sharing Session Perpajakan tahun 2021 - AAJI Tax Sharing Session in 2021 - AAJI	Mengembangkan kompetensi dan meningkatkan skil Develop competence and improve skills		2		0,6%
		Webinar ISO 37000:2021	Mengembangkan kompetensi dan meningkatkan skil Mengembangkan kompetensi dan meningkatkan skil xxx		1		0,3%
		Training Integrating Tableau with React Web Application	Mengembangkan kompetensi dan meningkatkan skil Develop competence and improve skills		5		1,6%
		Webinar Ketenagakerjaan Nasional Dua Hari Two Day National Employment Webinar	Mengembangkan kompetensi dan meningkatkan skil Develop competence and improve skills		1		0,3%
		Pelatihan Pajak Tax Training	Mengembangkan kompetensi dan meningkatkan skil Develop competence and improve skills		5		1,6%
JUMLAH TOTAL / TOTAL AMOUNT				**588**		**100%**	

Evaluasi Pelaksanaan Pengembangan Kompetensi

Dalam pelaksanaan evaluasi tahun 2021 dilakukan dengan beberapa metode yaitu melihat seberapa efektif pelatihan terhadap peningkatan kemampuan peserta yang di lakukan dengan pengambilan data dari para peserta setelah mengikuti pelatihan dan pengukuran kemampuan sebelum dan sesudah pelatihan dan dapat di simpulkan sebagai berikut:

Evaluation of Competency Development Implementation

In the implementation of the 2021 evaluation, several methods were carried out, namely assessing how effective the training was in increasing the ability of participants which was carried out by collecting data from the participants after attending the training and measuring abilities before and after the training and it can be concluded as follows:

Tahun Training Year of Training	Peningkatan pengetahuan Knowledge enhancement	Kepuasan Pelatihan Training Satisfaction	Total Participant Total Participant
2021	53%	88%	96%

Pada tahun 2021 jumlah pegawai yang menerima Pendidikan dan pelatihan sebanyak 94% dari total pekerja BRI Life, dalam pengukuran L2 atau *Learning* yang biasa di gunakan untuk melihat perkembangan selama pelatihan, di dapatkan hasil 53% dari total peserta dalam training meningkat pengetahuannya dalam mempelajari hal baru.

In 2021 the number of employees who received education and training was 94% of the total BRI Life employees, and in the L2 or Learning measurement used to see progress during training, it was found that 53% of the total participants in training increased their knowledge in learning new things.

Untuk evaluasi terhadap pelatihannya di gunakan L1 atau *reaction* di mana evaluasi ini mengukur bagaimana para peserta pelatihan bereaksi kepada *training* tersebut. Tentunya sebagai perusahaan menginginkan para peserta merasa *training* yang mereka lakukan berguna dan membantu perkembangan mereka, sekaligus bahwa mereka merasa nyaman dengan para instruktur, topik yang diberikan, materi-materi, presentasi, serta lokasi *training*. Dari evaluasi ini di dapatkan nilai sebesar 88% dari total peserta merasa puas dan melihat bahwa training tersebut memang di perlukan.

For the evaluation of the training, L1 or reaction was used, and this evaluation measured how the trainees reacted to the training. Of course, as a company, BRI Life expected participants to feel that the trainings were useful and helped employees development, moreover the participants should feel comfortable with the instructors, the topics given, the materials, presentations, and the location of the training. From this evaluation, it was found that 88% of the total participants were satisfied and thought that the training was indeed needed.

Biaya Pengembangan Kompetensi

Selama tahun 2021, BRI Life telah mengeluarkan biaya sebesar Rp2,71 miliar untuk biaya pengembangan kompetensi seluruh pegawai**.** Biaya pengembangan kompetensi di tahun 2021 mengalami kenaikan dari tahun 2020.

Competence Development Costs

During 2021, BRI Life spent IDR2.71 billion for competency development costs for all employees. The cost of competency development in 2021 increased from 2020.

Tabel Biaya Pengembangan Kompetensi
Table of Competency Development Cost

Keterangan / Description	2021	2020
Pendidikan dan Pelatihan Education and Training	Rp2.705.713.079	Rp2.097.188.725

Komposisi Pemegang Saham
Composition of Shareholders

Tabel Komposisi Pemegang Saham BRI Life per 1 Januari 2021
Table of BRI Life Shareholder Composition as of January 1, 2021

Pemegang Saham Shareholders	Jumlah Saham (lembar) Number of Shares (sheet)	Kepemilikan Ownership
PT Bank Rakyat Indonesia (Persero) Tbk	2.002.002	91,01%
Yayasan Kesejahteraan Pekerja BRI / BRI Employee Welfare Foundation	197.978	8,99%

Tabel Komposisi Pemegang Saham BRI Life per 31 Desember 2021
Table of BRI Life Shareholders Composition as of December 31, 2021

Pemegang Saham Shareholders	Jumlah Saham (lembar) Number of Shares (sheet)	Kepemilikan Ownership
PT Bank Rakyat Indonesia (Persero) Tbk	2.002.002	63,83%
FWD Management Holdings Limited	936.458	29,86%
Yayasan Kesejahteraan Pekerja BRI / BRI Employee Welfare Foundation	197.978	6,31%

Per 1 Januari 2021 dan 31 Desember 2021 kepemilikan saham institusi lokal BRI Life yaitu PT Bank Rakyat Indonesia (Persero) Tbk. Per 1 Januari 2021 tidak terdapat kepemilikan saham institusi asing dan per 31 Desember 2021 kepemilikan saham institusi asing BRI Life yaitu FWD Management Holdings Limited. Tidak terdapat kepemilikan individu lokal dan kepemilikan individu asing per 1 Januari 2021 maupun per 31 Desember 2021.

As of January 1, 2021 and December 31, 2021, BRI Life's local institutional shareholding was PT Bank Rakyat Indonesia (Persero) Tbk. As of 1 January 2021, there was no foreign institutional share ownership and as of 31 December 2021 BRI Life's foreign institutional share ownership was FWD Management Holdings Limited. There was no local individual ownership and foreign individual ownership as of January 1, 2021 or as of December 31, 2021.

Komposisi 20 Pemegang Saham Terbesar

Sampai dengan 31 Desember 2021, BRI Life belum menjadi perusahaan yang mencatatkan sahamnya di Bursa Saham. Dengan demikian, tidak terdapat informasi mengenai komposisi 20 pemegang saham terbesar.

Composition of The 20 Biggest Shareholders

As of December 31, 2021, BRI Life has not yet become a company that has listed its shares on the Stock Exchange. Thus, there is no information regarding the composition of the 20 largest shareholders.

Komposisi Pemegang Saham 5% atau Lebih

Composition of Shareholders 5% or More

Tabel Komposisi Pemegang Saham 5% atau lebih BRI Life per 1 Januari 2021
Table of Shareholder Composition 5% or more of BRI Life as of January 1, 2021

Pemegang Saham Shareholders	Jumlah Saham (lembar) Number of Shares (sheet)	Kepemilikan Ownership
PT Bank Rakyat Indonesia (Persero) Tbk	2.002.002	91,01%
Yayasan Kesejahteraan Pekerja BRI / BRI Employee Welfare Foundation	197.978	8,99%

Tabel Komposisi Pemegang Saham 5% atau lebih BRI Life per 31 Desember 2021
Table of Shareholder Composition 5% or more of BRI Life as of December 31, 2021

Pemegang Saham Shareholders	Jumlah Saham (lembar) Number of Shares (sheet)	Kepemilikan Ownership
PT Bank Rakyat Indonesia (Persero) Tbk	2.002.002	63,83%
FWD Management Holdings Limited	936.458	29,86%
Yayasan Kesejahteraan Pekerja BRI / BRI Employee Welfare Foundation	197.978	6,31%

Komposisi Pemegang Saham Masyarakat Kurang dari 5%

Sampai dengan 31 Desember 2021, BRI Life belum menjadi perusahaan yang mencatatkan sahamnya di bursa saham. Dengan demikian, tidak terdapat informasi mengenai komposisi pemegang saham masyarakat kurang dari 5% atau lebih.

Community Shareholders Composition Less than 5%

As of December 31, 2021, BRI Life has not yet become a company that has listed its shares on the stock exchange. Thus, there is no information regarding the composition of public shareholders of less than 5% or more.

Kepemilikan Saham oleh Dewan Komisaris dan Direksi

Sampai dengan 31 Desember 2021, tidak terdapat kepemilikan saham Dewan Komisaris dan Direksi secara langsung dan tidak langsung.

Share Ownership by the Board of Commissioners and Directors

As of December 31, 2021, there is no direct or indirect share ownership of the Board of Commissioners and Board of Directors.

Pemegang Saham Utama dan Pengendali
Main Shareholders and Controlling

Kepemilikan saham mayoritas BRI Life dimiliki oleh PT Bank Rakyat Indonesia (Persero) Tbk dengan kepemilikan saham sebesar 63,83%. Dengan demikian, Pemegang Saham Utama dan Pengendali BRI Life adalah PT Bank Rakyat Indonesia (Persero) Tbk sehingga tidak terdapat Pemegang Saham Utama dan Pengendali secara tidak langsung, sampai kepada pemiliki individu serta tidak terdapat Pemegang Saham yang bertindak atas nama pemegang saham lain.

The majority shareholding of BRI Life was owned by PT Bank Rakyat Indonesia (Persero) Tbk with a share ownership of 63.83%. Thus, the Main and Controlling Shareholder of BRI Life was PT Bank Rakyat Indonesia (Persero) Tbk so that there were no Major and Controlling Shareholders indirectly; down to individual owners and there were no Shareholders acting on behalf of other shareholders.

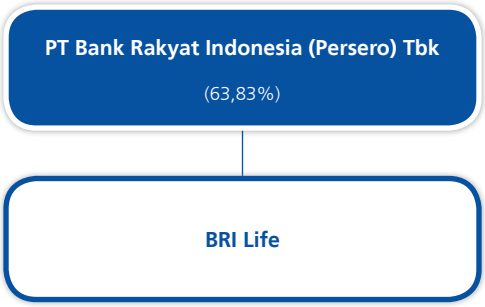

Daftar Entitas Anak, Perusahaan Asosiasi dan Perusahaan Ventura Bersama

List of Subsidiaries, Associates and Joint Venture Companies

Sampai dengan 31 Desember 2021, BRI Life tidak memiliki Entitas Anak, Perusahaan Asosiasi dan Perusahaan Ventura Bersama.

As of December 31, 2021, BRI Life does not have any Subsidiaries, Associates and Joint Venture Companies.

Kronologi Penerbitan Saham

Stock Issuance Chronology

BRI Life per 31 Desember 2021 belum mencatatkan saham di Bursa Efek. Dengan demikian tidak terdapat informasi tentang tindakan korporasi (*corporate action*), harga penawaran saham untuk masing-masing tindakan korporasi, jumlah saham tercatat setelah masing-masing tindakan korporasi, dan nama bursa tempat saham Perusahaan dicatatkan.

BRI Life as of December 31, 2021 has not listed its shares on the Stock Exchange. Thus, there is no information on corporate actions, the share offering price for each corporate action, the number of shares listed after each corporate action, and the name of the stock exchange where the Company's shares are listed.

Kronologis penerbitan saham BRI Life dapat dijelaskan sebagai berikut:

The chronology of the issuance of BRI Life shares can be explained as follows:

Tanggal Penerbitan Publication date	Jumlah Saham/ Lembar Number of Shares/ Shares	Nominal/Lembar Nominal/Sheet	Total	Akta Notaris Notarial Deed
2 Maret 2021 March 2, 2021	2.200.000	Rp100.000	Rp220.000.000.000	Akta Notaris Jose Dima Satria, SH., M.Kn No. 7 tanggal 2 Maret 2021 Deed of Notary Jose Dima Satria, SH., M.Kn No. 7th March 2, 2021
13 Oktober 2021 October 13, 2021	3.136.458	Rp100.000	Rp313.645.800.000	Akta Notaris Jose Dima Satria, SH., M.Kn No. 59 tanggal 13 Oktober 2021 Deed of Notary Jose Dima Satria, SH., M.Kn No. 59 October 13, 2021

Kronologi Penerbitan dan/atau Pencatatan Obligasi, Sukuk dan Obligasi Konversi

Chronology of Issuance and/or Listing of Bonds, Sukuk and Conversion Bonds

Per 31 Desember 2021, BRI Life belum menerbitkan obligasi, sukuk dan obligasi konversi, sehingga tidak terdapat informasi kronologi penerbitan dan/atau pencatatan obligasi sukuk dan obligasi konversi.

As of December 31, 2021, BRI Life has not issued bonds, sukuk and convertible bonds, so there is no information on the chronology of the issuance and/or recording of sukuk bonds and convertible bonds.

Kronologi Penerbitan dan/atau Pencatatan Efek Lainnya

Issuance Chronology and/or other Securities Listing

Per 31 Desember 2021, BRI Life tidak menerbitkan efek lainnya, sehingga tidak terdapat informasi kronologi penerbitan dan/atau pencatatan efek lainnya.

As of December 31, 2021, BRI Life did not issue any other securities, so there is no information on the chronology of the issuance and/or listing of other securities.

Informasi Penggunaan Jasa Akuntan Publik (AP) dan Kantor Akuntan Publik (KAP)

Information on Using The Services of Public Accounting (AP) and Public Accounting Offices (KAP)

Nama KAP **KAP Name**	Purwantono, Sungkoro & Surja
Jaringan Asosiasi **Association Network**	Ernst & Young Global Limited
Alamat KAP **KAP address**	Indonesia Stock Exchange Building. Tower 2 Lantai 7, Jl. Jend Sudirman Kav 52, 53, Jakarta 1290, Indonesia
Nama AP **AP Name**	Christophorus Alvin Kossim
Periode Penugasan **Assignment Period**	Periode Ke-5
Jasa yang Diberikan **Services Provided**	1. Laporan keuangan konsolidasian dari PT Asuransi BRILife ("Perusahaan") dan entitas anak pada tanggal 31 Desember 2022 dan untuk tahun berakhir pada tanggal tersebut, sesuai dengan Standar Akuntansi Keuangan di Indonesia. / The consolidated financial statements of PT Asuransi BRILife (the "Company") and its subsidiaries as of December 31, 2022 and for the year then ended, were in accordance with Indonesian Financial Accounting Standards. 2. Laporan keuangan Unit Syariah dalam Perusahaan pada tanggal 31 Desember 2022 dan untuk tahun yang berakhir pada tanggal tersebut, sesuai dengan Standar Akuntansi Keuangan di Indonesia. / The financial statements of the Sharia Unit within the Company as of December 31, 2022 and for the year then ended, in accordance with Indonesian Financial Accounting Standards.
***Fee* Audit** **Audit Fee**	Rp1.450.000.000
***Fee* Non Audit** **Non-Audit Fee**	-

Lembaga dan/atau Profesi Penunjang
Supporting Institutions and/or Professions

KONSULTAN HUKUM / LEGAL CONSULTANT

Nuruddin & Partners

Alamat : Gedung Arva Jl. Cikini Raya No. 60 RT 14/RW 5 Kec. Menteng Kota Jakarta Pusat 10330
Telp : 021-3147153
Fax : -

Jasa yang diberikan / Services provided:
Pengacara / Lawyer

Periode Penugasan / Assignment Period:
01 Desember 2021 - 30 Nopember 2022
01 December 2021 - 30 November 2022

Hendro & Kanon Advocates & Counsellors at Law

Alamat : PULOMAS OFFICE PARK Building 3, 3rd floor. Jl. Jend. Ahmad Yani No.2 Jakarta Timur 13210
Telp : +021-4786-9370 +021-4786-7942
Fax : +021-2248-0709

Jasa yang diberikan / Services provided:
Pengacara / Lawyer

Periode Penugasan / Assignment Period:
01 Juni 2021 – 31 Mei 2022
01 June 2021 – 31 May 2022

Rahmad Irwan & Partners

Alamat : Gandaria 8 Office, 15th Floor of D, Jl. Sultan Iskandar Muda, Kebayoran Lama, Jakarta Selatan 12240
Telp : +021-2930-3560
Fax : +021-2930-3581

Jasa yang diberikan / Services provided:
Pengacara / Lawyer

Periode Penugasan / Assignment Period:
Pengakhiran Perjanjian terhitung 31 Januari 2021
Termination of Agreement effective January 31, 2021

Penghargaan dan Sertifikasi
Awards and Certification

PENGHARGAAN / AWARD

2nd The Best
Category Insurance Company – SOE Subsidiary Company

Acara / Program
Indonesia GCG Award VI 2021

Penyelenggara / Organizer
Economic Review

Tanggal / Date
5 Februari 2021 / February 5, 2021

3rd The Best
Category Life Insurance – BUMN and Subsidiary Asset Rp5T s/d <Rp15T

Acara / Program
Indonesia Enterprise Risk Management Award IV 2021

Penyelenggara / Organizer
Economic Review

Tanggal / Date
9 April 2021 / April 9, 2021

For The Excellent in Brand Among 2nd Indonesia Most Innovative Insurance Companies Awards in 2021 Kategori Asuransi Jiwa

Acara / Program
2nd Indonesia Most Innovative Insurance Companies Awards

Penyelenggara / Organizer
The Iconomics

Tanggal / Date
5 Agustus 2021 / August 5, 2021

Financial Performance Full-Year 2020 with Predicate Excellent

Acara / Program
22nd Insurance Awards 2021

Penyelenggara / Organizer
Infobank

Tanggal / Date
6 Agustus 2021 / August 6, 2021

Asuransi Terbaik 2021 Kategori Asuransi Jiwa Aset di Atas Rp10 Triliun – Rp25 Triliun

Acara / Program
Majalah Investor Referensi Investasi Awards

Penyelenggara / Organizer
Majalah Investor

Tanggal / Date
21 September 2021 / September 21, 2021

Sharia Institution with Predicate Excellent For Financial Performance in 2020

Acara / Program
10th Sharia Awards 2021

Penyelenggara / Organizer
Infobank

Tanggal / Date
30 September 2021 / September 30, 2021

Best Brand Awareness in Life Insurance <10T Category

Acara / Program
Indonesia Best Financial Brand Awards 2021

Penyelenggara / Organizer
The Iconomics

Tanggal / Date
19 November 2021 / November 19, 2021

SOE subsidiary Life Insurance Company -Asset Rp10T - Rp25T Score: (A) – PLATINUM Award (Very Excellent)

Acara / Program
Indonesia Finance Award IV 2021

Penyelenggara / Organizer
Economic Review

Tanggal / Date
19 November 2021 / November 19, 2021

As Achiever of Life Insurance

Acara / Program
Indonesia SOE Subsidaries Leading Brand Awards 2021

Penyelenggara / Organizer
The Iconomics

Tanggal / Date
17 Desember 2021 / December 17, 2021

SERTIFIKASI / CERTIFICATION

Jenis Sertifikasi / Certification Type
SNI ISO 37001 : 2016 Sistem Manajemen Anti Penyuapan Anti Bribery Management System
SNI ISO 37001 : 2016 Anti Bribery Management System Anti Bribery Management System

Masa Berlaku / Validity period
13 September 2021 – 12 September 2024 / September 13, 2021 –September 12, 2024

Penerima Sertifikasi / Certification Recipient
Divisi Kepatuhan dan Hukum, Divisi Sekretariat Perusahaan, Divisi Human Capital, Divisi Manajemen Asset dan Pengadaan, Center of Exellent dan Divisi Investasi
Compliance and Legal Division, Corporate Secretariat Division, Human Capital Division, Asset Management and Procurement Division, Center of Excellence and Investment Division

Dikeluarkan Oleh / Issued by
Sucofindo

Informasi yang Tersedia pada *Website*

Information Available on the Website

Walaupun BRI Life bukan perusahaan publik, namun informasi yang termuat dalam *website* telah mengadopsi ketentuan yang diatur oleh Peraturan Otoritas Jasa Keuangan Nomor 8/POJK.04/2015 tentang Situs Web Emiten atau Perusahaan Publik. Seluruh informasi tersebut dapat diakses oleh publik melalui situs web: www.brilife.co.id. Informasi tersedia dalam Bahasa Indonesia dan Bahasa Inggris. Informasi yang tersedia di *website*, antara lain:

Although PT BRI Life is not a public company, the information contained in the website has adopted the provisions governed by the Financial Services Authority Regulation No. 8/POJK.04/2015 concerning Issuer's or Public Company Websites. All information can be accessed by the public through the website: www.brilife.co.id Readily available information, among others:

Informasi / Information	**Link**
Profil Perusahaan / Company Profile	
Pemegang Saham / Shareholders	http://www.brilife.co.id/pages/BRI Life/#management-section
Profil Dewan Komisaris / Board of Commissioners Profile	http://www.brilife.co.id/pages/BRI Life/#management-section
Profil Direksi / Board of Directors Profile	http://www.brilife.co.id/pages/BRI Life/#management-section
Nilai-nilai BRI Life / BRI Life Values	http://www.brilife.co.id/pages/BRI Life/#management-section
Tata Kelola Perusahaan / Corporate Governance	
Pedoman GCG / GCG Guidelines	http://www.brilife.co.id/pages/gcg/#pedoman
Kode Etik Perusahaan / Company Code of Conduct	http://www.brilife.co.id/pages/gcg/#pedoman
Piagam/*Charter* Dewan Komisaris / Board of Commissioners Charter	http://www.brilife.co.id/pages/gcg/#pedoman
Piagam/*Charter* Direksi / Board of Directors Charter	http://www.brilife.co.id/pages/gcg/#pedoman
Piagam/*Charter* Komite Audit / Audit Committee Charter	http://www.brilife.co.id/pages/gcg/#pedoman
Piagam/*Charter* Komite Pemantau Risiko / Risk Monitoring Committee Charter	http://www.brilife.co.id/pages/gcg/#pedoman
Piagam *Charter* Komite Remunerasi dan Nominasi / Remuneration and Nomination Committee Charter	http://www.brilife.co.id/pages/gcg/#pedoman
Piagam/*Charter* Komite Kebijakan Tata Kelola Perusahaan / Corporate Governance Policy Committee Charter	http://www.brilife.co.id/pages/gcg/#pedoman
Whistleblowing	http://www.brilife.co.id/pages/gcg/#pedoman
Keterbukaan Informasi / Information Disclosure	
Laporan Keuangan Perusahaan / Company's Financial Report	http://www.brilife.co.id/pages/BRI Life/#annual-report
Laporan Tahunan Perusahaan / Company's Annual Report	http://www.brilife.co.id/pages/BRI Life/#annual-report

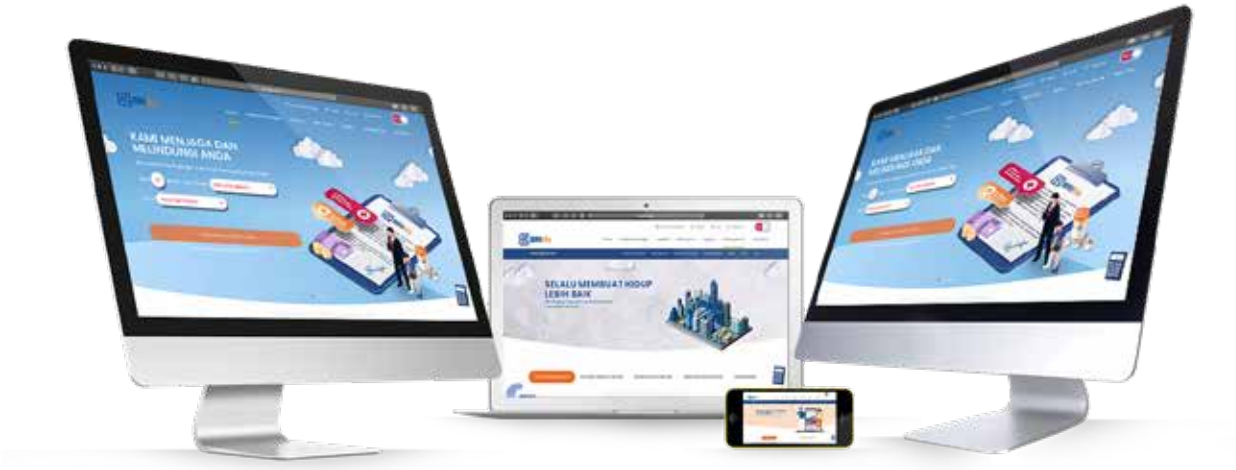

Analisis dan Pembahasan Manajemen atas Kinerja Perusahaan

Management Discussion and Analysis of Company Performance

BRI Life berkinerja sangat baik didukung oleh keunggulan kompetitif dan inovasi yang dilakukan di tahun 2021.

BRI Life is performing very well supported by the competitive advantages and innovations carried out in 2021.

Tinjauan Perekonomian
Economic Review

Analisis Perekonomian Global

Perbaikan ekonomi global pada 2021 terus berlanjut meski belum berimbang dengan ketidakpastian pasar keuangan yang berlanjut. Pemulihan ekonomi di *Advanced Economies* (AEs), khususnya Amerika Serikat (AS) berjalan lebih cepat, didukung oleh akselerasi vaksinasi dan stimulus kebijakan fiskal dan moneter yang sangat besar. Sementara di sisi lain, sebagian besar *Emerging Market and Developing Economies* (EMDEs), kecuali Tiongkok, masih harus berjuang memperbaiki kondisi ekonomi di dalam negerinya, menuju pemulihan ekonomi. Di samping pasokan dan kemampuan vaksinasi yang terbatas, keterbatasan kemampuan stimulus fiskal dan moneter juga menyebabkan lebih lambatnya proses pemulihan ekonomi di sebagian besar EMDEs. Sementara itu, ketidakpastian pasar keuangan global masih terus berlanjut sejalan dengan risiko yang masih mengemuka, antara lain terkait peningkatan penyebaran COVID-19 varian Delta, antisipasi pasar terhadap kebijakan *tapering* The *Federal Reserve* (The Fed), serta kekhawatiran tekanan inflasi yang berlangsung lebih lama akibat ganguan rantai pasokan dan keterbatasan energi.

Global Economy Analysis

The improvement in the global economy in 2021 continued even though it was not balanced with the continuing financial market uncertainty. Economic recovery in the Advanced Economies (AEs), particularly the United States (US) run faster, supported by accelerated vaccinations and very large fiscal and monetary policy stimulus. Meanwhile, on the other hand, most of the Emerging Market and Developing Economies (EMDEs), except for China, still had to struggle to improve economic conditions in their country, towards economic recovery. In addition to the limited supply and capacity of vaccinations, the limited capacity of fiscal and monetary stimulus also caused the economic recovery process to be slower in most EMDEs. Meanwhile, uncertainty in global financial markets continued in line with emerging risks, including the increase in the spread of the Delta variant of COVID-19, market anticipation of the Federal Reserve's (The Fed) tapering policy, as well as concerns over inflationary pressures that lasted longer due to inflation supply chain disruptions and energy constraints.

Faktor dukungan stimulus dari Pemerintah di berbagai negara dan akselerasi vaksinasi COVID-19 tentunya akan sebagai momentum dalam mendukung pemulihan ekonomi dunia. Produksi dan distribusi vaksin yang begitu cepat di tahun 2021 merupakan suatu langkah dalam pengendalian kasus COVID-19 dan hal ini sebagai kunci utama dalam proses pemulihan ekonomi. Dukungan program vaksinasi dan berbagai stimulus yang dilakukan pemerintah di seluruh dunia memberikan tren pemulihan ekonomi dunia sehingga fase pertumbuhan ekonomi di tahun 2021 memberikan indikasi menuju pemulihan ekonomi yang lebih baik di tahun 2022. Berdasarkan *World Economic Outlook* (WEO) yang rilis oleh *International Monetary Fund* (IMF), ekonomi global tumbuh 5,9% pada tahun 2021 dan diproyeksikan tumbuh 4,4% pada tahun 2022.

The stimulus support factor from the Government in various countries and the acceleration of COVID-19 vaccination certainly became a momentum in supporting the world's economic recovery. The rapid production and distribution of vaccines in 2021 became a step in controlling COVID-19 cases, and this was the main key in the economic recovery process. The support for vaccination programs and various stimulus programs carried out by governments around the world provided a trend of world economic recovery so that the economic growth phase in 2021 provided an indication of a better economic recovery in 2022. Based on the World Economic Outlook (WEO) released by the International Monetary Fund (IMF), the global economy grew 5.9% in 2021 and was projected to grow 4.4% in 2022.

Meskipun Kuartal IV 2021 cukup fluktuatif yang dikarenakan adanya kekhawatiran terhadap varian COVID-19 baru dan tingginya inflasi, pasar ekuitas AS berhasil menutup Kuartal IV 2021 dengan baik. Pada akhir 2021, investor dihadapkan dengan perubahan kebijakan pertama dari The Fed dan varian virus Omicron yang cepat menyebar. Selama pertemuan terakhir pada bulan Desember, The Fed mengindikasikan bahwa mereka akan mengakhiri program pembelian asetnya lebih awal dan mengisyaratkan untuk menaikkan suku bunga pada tahun 2022 lebih cepat. Tingkat inflasi melonjak 6,8% (*Year to Date*/YtD) pada bulan November 2021 dan mencapai 7,5% pada Desember 2022, The Fed akan mulai menaikkan suku bunga pada pertemuan Maret 2022.

Although Q4 2021 was quite volatile due to concerns over the new COVID-19 variant and high inflation, the US equity market managed to close Q4 2021 well. In late 2021, investors were faced with the first policy changes from the Fed and the fast-spreading variant of the Omicron virus. During its last meeting in December, the Fed indicated that it would end its asset-buying program early and hinted at raising interest rates in 2022 sooner. The inflation rate jumped 6.8% (Year to Date/YtD) in November 2021 and reached 7.5% in December 2022, and the Fed would start raising interest rates at its March 2022 meeting.

Pasar Eropa mengakhiri kuartal lebih tinggi mengikuti pasar ekuitas global lainnya meskipun lonjakan infeksi terbaru dapat memperburuk tekanan rantai pasokan global yang terus-menerus, menambah risiko untuk 2022. Aktivitas manufaktur di zona euro tetap kuat pada akhir 2021 didorong dengan pabrik-pabrik yang mengambil keuntungan dari pelonggaran hambatan rantai pasokan dan menimbun bahan baku, sementara biaya material melonjak akibat pandemi virus corona. Indeks *Purchasing Managers' Index* (PMI) turun menjadi 58,0 pada Desember dari 58,4 November.

European markets ended the quarter higher following other global equity markets although the latest spike in infections could exacerbate persistent global supply chain stresses, adding to the risk for 2022. Manufacturing activity in the euro zone remained strong in late 2021 driven by factories taking advantage of easing supply chain barriers and stockpiling raw materials, while material costs soared due to the coronavirus pandemic. The Purchasing Managers' Index (PMI) fell to 58.0 in December from 58.4 in November.

Pelemahan inflasi pada akhir tahun adalah tanda positif, karena inflasi utama melonjak menjadi 4,9% pada bulan November di atas perkiraan konsensus 4,5%, menetapkan rekor tertinggi. Hampir semua indeks pasar Asia ditutup dengan imbal balik yang lebih tinggi setelah *World Health Organization* (WHO) pada November 2021 menetapkan varian baru virus COVID-19 B.1.1.529 yang diberi nama Omicron sebagai *Variant of Concern* (VOC) tidak separah dibandingkan dengan varian sebelumnya.

Weakening inflation at the end of the year was a positive sign, as headline inflation jumped to 4.9% in November above the consensus forecast of 4.5%, setting a record high. Almost all Asian market indices were closed with higher yields after the World Health Organization (WHO) in November 2021 designated a new variant of the COVID-19 virus B.1.1529 which was named Omicron as Variant of Concern (VOC) not as severe as the variant previously.

Sektor manufaktur China membaik pada bulan Desember karena perusahaan mengisyaratkan pertumbuhan terkuat dalam *output* untuk tahun ini, indeks PMI manufaktur Caixin naik menjadi 50,9 pada Desember dari 49,9 pada November. Kementerian keuangan China juga mengatakan bahwa mereka akan secara proaktif meluncurkan kebijakan fiskal untuk menstabilkan pertumbuhan dengan pemotongan pajak dan biaya yang lebih besar yang direncanakan untuk 2022. Sementara itu, masalah regulasi masih berlanjut di mana perusahaan teknologi terus terhambat oleh aturan *cyber security* baru China yang mengharuskan perusahaan *platform* dengan data untuk lebih dari 1 juta pengguna untuk menjalani tinjauan keamanan sebelum mendaftarkan saham mereka di luar negeri. Hal ini dapat memperlambat percepatan pertumbuhan aktivitas pabrik pada bulan Desember.

Ekonomi negara maju pulih dari kontraksi 4,5% pada 2020 menjadi 5,0% pada 2021. Ekonomi negara berkembang tumbuh dari sebelumnya yang terkontraksi 2,1% pada tahun 2020, tumbuh 6,5% pada 2021, lalu melambat menjadi 4,8% pada 2022. Faktor-faktor yang dapat mempengaruhi pertumbuhan ekonomi global yaitu kebijakan pengetatan yang lebih cepat dari perkiraan, inflasi yang terus tinggi, COVID-19 dan pengembangan vaksin serta geopolitik. Adapun beberapa sentimen Bank Central Amerika (The *Federal Reserve*/The Fed) dan Bank Sentral China (*People's Bank of China*/PBOC) terhadap pertumbuhan ekonomi diuraikan sebagai berikut:

a. Bank Sentral Amerika (The Fed)
   - Inflasi tertinggi dalam kurun waktu 30 tahun terakhir.
   - Imbal hasil US *Treasury* mengalami kenaikkan sejak Maret 2020.
   - Pengurangan pembelian obligasi sebesar USD10 miliar per bulan untuk US *Treasury* dan USD5 miliar untuk berbasis *mortagage* atau *Mortgage Backed Security* (MBS).
   - *Taper* tantrum akan terjadi dalam kurun waktu 8 (delapan) bulan atau mungkin selesai lebih cepat.
b. Bank Sentral China (*People's Bank of China*/PBOC)
   - Tingkat suku bunga tidak berubah dalam waktu dekat.
   - Mempersiapkan stimulus berupa pinjaman senilai 1,2 triliun yuan atau USD188 miliar.
   - Evergrande yang merupakan salah satu grup properti terbesar di China sorotan dunia. Pasalnya, utang Evergrande diketahui mencapai 305 miliar dolar Amerika Serikat (AS) atau setara dengan Rp4.361 triliun (dengan kurs Rp14.300 per dolar AS). Evergrande resmi gagal membayar bunga obligasi 29 september 2021 dan obligasi properti ini memberikan kontribusi sebesar 25%.
   - Fokus terhadap penyempurnaan kebijakan moneter dan fiskal dari pada memberikan stimulus.

Sumber:
- Bank Indonesia, Laporan Tahunan Bank Indonesia Tahun 2021
- *World Economic Outlook* (WEO), *International Monetary Fund* (IMF), 25 Januari 2022

China's manufacturing sector improved in December as companies signaled the strongest growth in output for the year, the Caixin manufacturing PMI index rising to 50.9 in December from 49.9 in November. China's finance ministry also stated that it would proactively roll out fiscal policy to stabilize growth with bigger tax and cost cuts planned for 2022. Meanwhile, regulatory issues persisted as technology companies were hampered by China's new cyber security rules that required platform companies with data for more than 1 million users to undergo a security review before listing their shares overseas. This could slow down the accelerated growth of factory activity in December.

The economies of developed countries recovered from a 4.5% contraction in 2020 to 5.0% in 2021. The economies of developing countries grew from the previous contraction of 2.1% in 2020, grew 6.5% in 2021, then slowed down to 4.8 % by 2022. Factors that could affect global economic growth were faster-than-expected tightening policies, persistently high inflation, COVID-19 and vaccine development as well as geopolitics. The sentiments of the Central Bank of America (The Federal Reserve/The Fed) and the Central Bank of China (People's Bank of China/PBOC) on economic growth could be described as follows:

a. Central Bank of America (The Fed)
   - Highest inflation in the last 30 years.
   - US Treasury yields had been on the rise since March 2020.
   - Reducing bond purchases of USD 10 billion per month for the US Treasury and USD 5 billion for mortgage-backed or Mortgage Backed Security (MBS).
   - Taper tantrums occured within 8 (eight) months or may end sooner.
b. Central Bank of China (PBOC)
   - Interest rates were unchanged in the near term.
   - Preparing a stimulus in the form of loans worth 1.2 trillion yuan or USD188 billion.
   - Evergrande, as one of the largest property groups in China, became in the world's spotlight. The reason was, Evergrande's debt was known to reach 305 billion United States (US) dollars or equivalent to IDR4,361 trillion (at an exchange rate of IDR14,300 per US dollar). Evergrande officially failed to pay interest on the bonds on September 29, 2021 and this property bond contributed 25%.
   - Focusing on improving monetary and fiscal policies rather than providing stimulus.

Source:
- Bank Indonesia, Bank Indonesia Annual Report 2021
- World Economic Outlook (WEO), International Monetary Fund (IMF), 25 January 2022

Analisis Perekonomian Nasional

Proses pemulihan perekonomian domestik pada 2021 masih terpengaruh oleh berlanjutnya pandemi COVID-19. Merebaknya COVID-19 varian Delta pada Kuartal III 2021 menahan proses pemulihan ekonomi Indonesia. Kinerja ekonomi diprakirakan meningkat pada Triwulan IV 2021 didukung oleh mobilitas yang terus meningkat sejalan dengan akselerasi vaksinasi dan meredanya penyebaran Covid-19, pembukaan sektor-sektor ekonomi yang lebih luas, stimulus kebijakan yang berlanjut, dan kinerja ekspor yang tetap kuat. Sementara itu, stabilitas eksternal terjaga tercermin dari peningkatan surplus Neraca Pembayaran Indonesia (NPI) pada 2021, didukung oleh *surplus* transaksi berjalan dan transaksi modal dan finansial. Sejalan dengan kinerja NPI, nilai tukar Rupiah terkendali didukung oleh kebijakan stabilisasi Bank Indonesia. Inflasi tercatat rendah di tengah permintaan domestik yang mulai meningkat, stabilitas nilai tukar yang terjaga, dan konsistensi kebijakan Bank Indonesia dalam mengarahkan ekspektasi inflasi. Stabilitas sistem keuangan tetap baik dengan fungsi intermediasi yang meningkat.

Pada 2021, pertumbuhan ekonomi sedang dalam perjalanan menuju pemulihan ketika gelombang Delta diikuti oleh pembatasan mobilitas yang terjadi pada bulan Juli-Agustus. Pemulihan mobilitas dan aktivitas ekonomi telah lebih baik dari yang diharapkan, menyerupai pemulihan yang V-*shaped*. Pandemi COVID-19 diperkirakan masih akan memberikan ketidakpastian. Kemampuan adaptasi kebiasaan masyarakat yang berdisiplin menjalani protokol kesehatan akan menjadi fitur penting dalam melanjutkan pemulihan ekonomi yang semakin solid. Kinerja pertumbuhan ekonomi Indonesia secara perlahan telah keluar dari zona resesi. Hal ini tergambarkan bagaimana perekonomian tumbuh sebesar 7,07% (YoY) di Kuartal II-2021 dan melanjutkan pertumbuhannya sebesar 3,51% (YoY) pada Kuartal III 2021. Lebih rendahnya pertumbuhan ekonomi pada Kuartal III tentunya tidak terlepas kondisi pandemi gelombang kedua di awal Kuartal III varian Delta COVID-19.

Ekonomi Indonesia tahun 2021 tumbuh sebesar 3,69%, lebih tinggi dibanding capaian tahun 2020 yang mengalami kontraksi pertumbuhan sebesar 2,07%. Dari sisi produksi, pertumbuhan tertinggi terjadi pada Lapangan Usaha Jasa Kesehatan dan Kegiatan Sosial sebesar 10,46%. Sementara dari sisi pengeluaran pertumbuhan tertinggi dicapai oleh Komponen Ekspor Barang dan Jasa sebesar 24,04%. Ekonomi Indonesia Kuartal IV-2021 terhadap Kuartal IV-2020 mengalami pertumbuhan sebesar 5,02% (YoY). Dari sisi produksi, lapangan usaha jasa kesehatan dan kegiatan sosial mengalami pertumbuhan tertinggi sebesar 12,16%. Sementara dari sisi pengeluaran, komponen ekspor barang dan jasa mengalami pertumbuhan tertinggi sebesar 29,83%.

National Economy Analysis

The domestic economic recovery process in 2021 was still affected by the ongoing COVID-19 pandemic. The outbreak of the Delta variant of COVID-19 in the third quarter of 2021 hampered the process of Indonesia's economic recovery. Economic performance was predicted to improve in the fourth quarter of 2021, supported by increased mobility in line with accelerated vaccinations and the easing of the spread of Covid-19, the opening of wider economic sectors, continued policy stimulus, and export performance that remained strong. Meanwhile, external stability was maintained as reflected in the increase in Indonesia's Balance of Payments (BOP) surplus in 2021, supported by the current account surplus and the capital and financial account. In line with BOP performance, the Rupiah exchange rate was under control, supported by Bank Indonesia's stabilization policy. Inflation was recorded at a low level in the midst of increasing domestic demand, maintained exchange rate stability, and the consistency of Bank Indonesia's policies in guiding inflation expectations. The stability of the financial system remained good with the intermediary function improving.

In 2021, economic growth was on its way to recovery when a delta wave was followed by mobility restrictions that occured in July-August. The recovery in mobility and economic activity was better than expected, resembling a V-shaped recovery. The COVID-19 pandemic still left uncertainty. The ability to adapt to people's habits in following health protocols would be an important feature in continuing an increasingly solid economic recovery. Indonesia's economic growth performance slowly emerged from the recession zone. This was illustrated how the economy grew by 7.07% (YoY) in the second quarter of 2021 and continued its growth of 3.51% (yoy) in the third quarter of 2021. The lower economic growth in the third quarter of course could not be separated from the condition of the second wave of the pandemic in Early Quarter III Delta COVID-19 variant.

The Indonesian economy in 2021 grew by 3.69%, higher than the achievement in 2020 which experienced a growth contraction of 2.07%. In terms of production, the highest growth occurred in the Health Services and Social Activities Business Field of 10.46%. Meanwhile, in terms of expenditure, the highest growth was achieved by the Export Component of Goods and Services at 24.04%. Indonesia's economy in Quarter IV-2021 against Quarter IV-2020 experienced a growth of 5.02% (YoY). From the production side, the field of health services and social activities experienced the highest growth of 12.16%. Meanwhile, in terms of expenditure, the component of exports of goods and services experienced the highest growth of 29.83%.

Namun demikian ekonomi masih tumbuh positif, hal seiring membaiknya penanganan COVID-19 sehingga memberi ruang pelonggaran PPKM. Dilihat dari apa yang terjadi di negara lain, gelombang Omicron akan mengakibatkan lonjakan kasus COVID tetapi tidak berdampak pada lonjakan kasus rumah sakit dan tingkat kematian. Dengan demikian, pemerintah Indonesia cenderung tidak menerapkan *lockdown*.

However, the economy still grew positively, in line with the improving handling of COVID-19, thus providing room for easing Community Restriction policy. Judging from what happened in other countries, the Omicron wave lead to a spike in COVID cases but not a spike in hospital cases and death rates. Thus, the Indonesian government tended not to implement a lockdown.

Tabel Indikator Ekonomi

Table of Economic Indicators

No	Keterangan	Kuartal IV -2021	Kuartal IV -2020	Information
1.	*Gross Domestic Product* (GDP)	5,02	(2,17)	Gross Domestic Product (GDP)
2.	Inflasi	1,87	1,68	Inflation
3.	USD/IDR *Currency*	14.263	14.500	USD/IDR Currency
4.	Indonesia *Export* Total USD	22.359,60	16.539,60	Indonesia Export Total USD
5.	Indonesia *Import* Total USD	21.352,00	14.438,40	Indonesia Import Total USD
6.	Jakarta Composite Index (JCI)	6.581	5.979	Jakarta Composite Index (JCI)
7.	10 *Year Bond*	6.368	5.942	10 Year Bond
8.	Oil Price	75,21	48,52	Oil Price
9	7 *Day Repo Rate* (7D RR)	3,5	3,75	7 Day Repo Rate (7D RR)

Sumber: Bloomberg

Source: Bloomberg

Grafik Kinerja Indeks Harga Saham Gabungan (IHSG), Indeks LQ45 dan Rupiah

Graph of Performance of the Composite Stock Price Index (JCI), LQ45 Index and Rupiah

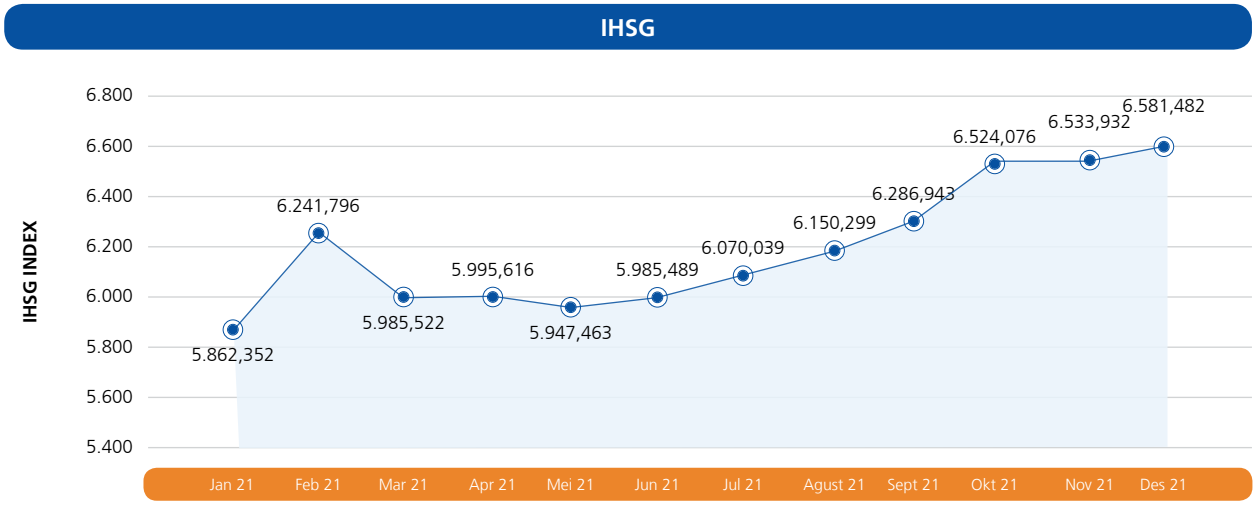

LQ 45

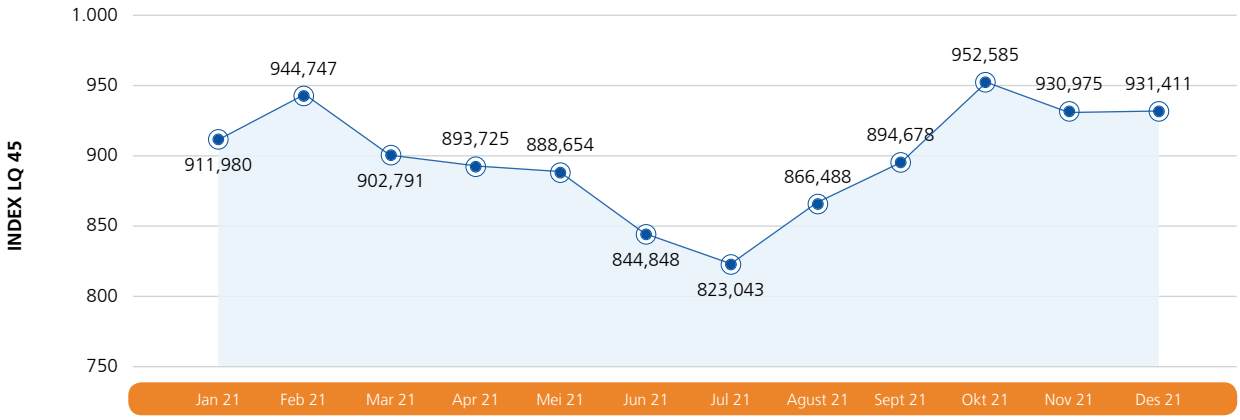

Pergerakan Rupiah/IDR Movement **2021**

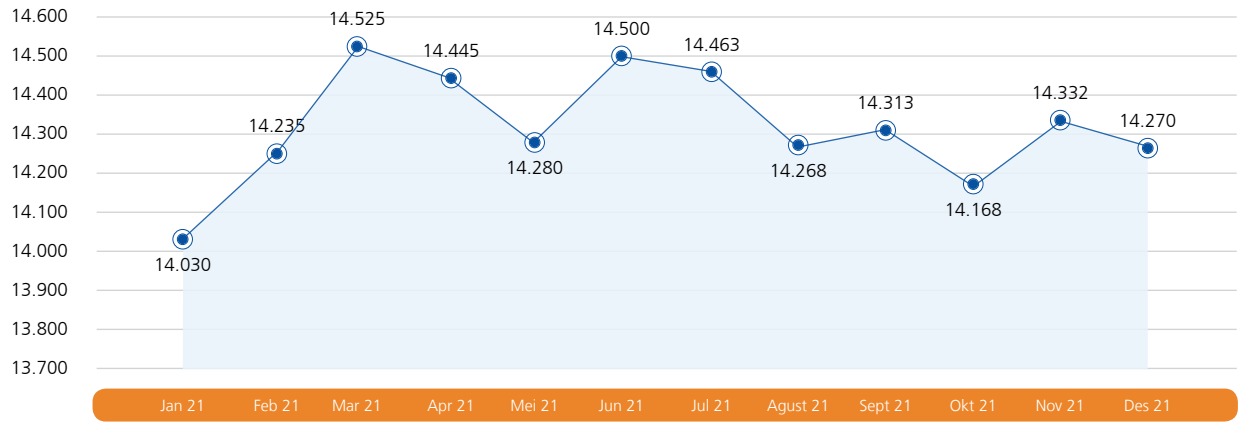

Sumber: Bloomberg

Source: Bloomberg

IHSG naik secara signifikan di Februari 2021 sebesar 6,47% walau terjadi koreksi di Maret 2021 dan secara bertahap mulai *perform* di Juli sampai Desember 2021. Kenaikan IHSG di Februari 2021 dipengaruhi oleh putusan Rapat Dewan Gubernur (RDG) Bank Indonesia pada 17-18 Februari 2021 untuk menurunkan BI 7-*Day Reverse Repo Rate* (BI 7 DRR) sebesar 25 bps menjadi 3,50% dan adanya insentif fiskal berupa penurunan tarif pajak untuk kendaraan bermotor secara otomatis berdampak pada penurunan harga mobil baru. Selama bulan Maret 2021, IHSG bergerak menurun seiring dengan kenaikan *yield* obligasi Amerika Serikat. Hal tersebut membuat para investor asing melakukan aksi jual. Di bulan Mei 2021 IHSG, LQ 45 dan Rupiah serentak mengalami penurunan akibat dari varian mutasi ganda B.16172 atau turunan dari varian Delta dari India yang tingkat penularannya menyebar secara cepat dan lebih mematikan di temukan di Indonesia. Pada 30 Agustus 2021 Pemerintah mengeluarkan PP No. 91 tahun 2021 tentang Pajak Penghasilan Atas Penghasilan Berupa Bunga Obligasi, dimana rate pajak sebelumnya 15% menjadi 10%. Pada bulan November 2021 *Fitch* mempertahankan peringkat utang Indonesia di BBB dengan *outlook* stabil setelah sebelumnya melakukannya pada Maret 2021.

The JCI rose significantly in February 2021 by 6.47% despite a correction in March 2021 and gradually began to perform in July to December 2021. The increase in the JCI in February 2021 was influenced by the decision of the Board of Governors' Meeting (RDG) of Bank Indonesia on 17-18 February 2021 to reduce the BI 7-Day Reverse Repo Rate (BI 7 DRR) by 25 bps to 3.50% and the existence of fiscal incentives in the form of lowering tax rates for motorized vehicles automatically reduced the price of new cars. During March 2021, the JCI moved down in line with the increase in US bond yields. This made foreign investors to sell their investments. In May 2021 JCI, LQ 45 and Rupiah simultaneously decreased due to the double mutation variant B.16172 or a derivative of the Delta variant from India of which transmission rate spread rapidly and was more deadly in Indonesia. On August 30, 2021 the Government issued PP No. 91 of 2021 concerning Income Tax on Income in the Form of Bond Interest, in which the previous tax rate was 15% to 10%. In November 2021, Fitch maintained Indonesia's debt rating at BBB with a stable outlook after previously doing so in March 2021.

IHSG mengakhiri tahun 2021 dengan kinerja Kuartal IV 2021 yang kuat dengan kenaikan *Quarter on Quarter* (QoQ) +4,7%. Selama kuartal tersebut, IHSG menyentuh level tertinggi sepanjang masa beberapa kali didorong oleh kepercayaan investor yang terus meningkat di belakang kekuatan fundamental makro Indonesia serta infeksi COVID-19 yang terkendali. Indonesia membukukan surplus neraca pembayaran yang sehat. Pemulihan ekonomi dan pembatasan mobilitas yang lebih rendah juga mendorong indeks kepercayaan konsumen meningkat ke 118,5 pada November 2021, menunjukkan bahwa permintaan domestik dan daya beli menuju ke arah yang benar. Aktivitas pembelian investor asing terus meningkat pada Kuartal IV 2021 dengan *net inflow* sebanyak Rp11,5 triliun (USD820 juta), dibandingkan dengan Rp9,8 triliun (USD690 juta) pada Kuartal III 2021.

Sumber: Bank Indonesia, Laporan Tahunan Bank Indonesia Tahun 2021

JCI ended 2021 with a strong Q4 2021 performance with a Quarter on Quarter (QoQ) increase of +4.7%. During the quarter, the JCI touched an all-time high several times, driven by increasing investor confidence on the back of Indonesia's macro fundamentals and the controlled COVID-19 infection. Indonesia posted a healthy balance of payments surplus. The economic recovery and lower mobility restrictions also pushed the consumer confidence index up to 118.5 in November 2021, indicating that domestic demand and purchasing power were heading in the right direction. Purchasing activities of foreign investors continued to increase in the fourth quarter of 2021 with a net inflow of IDR11.5 trillion (USD 820 million), compared to IDR9.8 trillion (USD 690 million) in the third quarter of 2021.

Source: Bank Indonesia, Bank Indonesia Annual Report 2021

Analisis Industri Asuransi

Berdasarkan data Asosiasi Asuransi Jiwa Indonesia (AAJI) per 31 Desember 2021, total pendapatan premi industri asuransi jiwa mencapai Rp202,93 triliun, tumbuh 8,2% (YoY). Pendapatan premi baru mencapai Rp128,62 triliun, tumbuh 12,1% (YoY) sementara pendapatan premi lanjutan mencapai Rp74,31 triliun, tumbuh 2,0% (YoY). Total pendapatan premi ekuivalen yang disetahunkan (*Annualized Premium Equivalent* /APE) tahun 2021 mencapai Rp38,83 triliun, tumbuh 8,7% (YoY).

Total pemegang polis mencapai 20,14 juta polis, tumbuh 16,4% (YoY). Jumlah tertanggung mencapai 65,56 juta orang tumbuh 2,9% (YoY) dengan jumlah uang pertanggungan mencapai Rp4.360,81 triliun, terkontraksi 0,7% (YoY).

Total klaim dan manfaat yang dibayarkan mencapai Rp159,43 triliun tumbuh 5,5% (YoY). Klaim meninggal dunia mencapai Rp21,14 triliun, tumbuh 72,8% (YoY), utamanya disebabkan oleh Pandemi COVID-19. Klaim kesehatan juga meningkat signifikan, mencapai Rp13,04 triliun, tumbuh 32,0% (YoY). Klaim *partial withdrawal* dan *surrender* mencapai Rp108,47 triliun, tumbuh 2,2% (YoY).

Total Kekayaan asuransi jiwa pada tahun 2021 mencapai Rp602.04 triliun, tumbuh 5,5% (YoY), sementara kekayaan dalam bentuk investasi mencapai Rp530,71 triliun, tumbuh 5,1% (YoY). Total Cadangan Teknis, yang merupakan bagian terbesar dalam kewajiban asuransi jiwa pada akhir tahun 2021 mencapai Rp458,25 triliun, tumbuh 1,1% (YoY).

Sumber: Siaran Pers Asosiasi Asuransi Jiwa, Tanggal 09 Maret 2022.

Insurance Industry Analysis

Based on data from the Indonesian Life Insurance Association (AAJI) as of December 31, 2021, the total premium income of the life insurance industry reached IDR202.93 trillion, growing 8.2% (YoY). New premium income reached IDR128.62 trillion, growing 12.1% (YoY) while advanced premium income reached IDR74.31 trillion, growing 2.0% (YoY). Total annualized equivalent premium income (Annualized Premium Equivalent/APE) in 2021 reached IDR38.83 trillion, growing 8.7% (YoY).

Total policyholders reached 20.14 million policies, growing by 16.4% (YoY). The number of insured reached 65.56 million people, growing by 2.9% (YoY) with the sum insured reaching IDR4,360.81 trillion, contracted by 0.7% (YoY).

Total claims and benefits paid reached IDR159.43 trillion, growing 5.5% (YoY). Death claims reached IDR21.14 trillion, grew 72.8% (YoY), mainly due to the COVID-19 Pandemic. Health claims also increased significantly, reaching IDR13.04 trillion, growing by 32.0% (YoY). Claims for partial withdrawals and surrenders reached IDR108.47 trillion, growing by 2.2% (YoY).

Total life insurance wealth in 2021 reached IDR602.04 trillion, growing 5.5% (YoY), while wealth in the form of investment reached IDR530.71 trillion, growing 5.1% (YoY). Total Technical Reserves, which constituted the largest share of life insurance liabilities at the end of 2021 reached IDR458.25 trillion, growing by 1.1% (YoY).

Source: Life Insurance Association Press Release, March 09, 2022.

Analisis Posisi BRI Life dalam Industri Asuransi

Sebagai perbandingan kinerja BRI Life terhadap asuransi jiwa nasional, berikut ini merupakan rincian kinerja BRI Life dibandingkan dengan Industri Asuransi Jiwa Nasional.

BRI Life's Position in the Insurance Industry Analysis

As a comparison of BRI Life's performance against national life insurance, the following is a breakdown of BRI Life's performance compared to the National Life Insurance Industry.

Tabel Pertumbuhan Kinerja BRI Life dibandingkan Industri Posisi Desember 2021

Table of BRI Life Performance Growth compared to Industry Position December 2021

(dalam %/in%)

No	Kinerja	Pertumbuhan Growth		Performance
		Industri Asuransi Insurance Industry	BRI Life	
1	Aset	5,50	39,99	Asset
2	Ekuitas	35,39	139,19	Equity
3	Premi Bruto	8,18	15,29	Gross Premium
4	*Annualized Premium Equivalent* (APE)	8,17	1,91	*Annualized Premium Equivalent (APE)*
5	Hasil Investasi	44,74	27,13	Investment Income
6	Klaim dan Manfaat yang dibayarkan	5,50	52,01	Claims and Benefits paid
7	Laba setelah Pajak	59,34	140,48	Profit after Tax
8	Uang Pertanggungan	(0,74)	4,17	Sum insured
9	Polis	16,35	140,38	Policy
10	Tertanggung	2,94	25,96	Insured

Sumber: Siaran Pers Asosiasi Asuransi Jiwa tanggal 09 Maret 2022.

Source: Life Insurance Association Press Release 09 March 2022.

Secara umum, pertumbuhan kinerja BRI Life lebih tinggi dibandingkan dengan Industri Asuransi. Tiga pertumbuhan kinerja yang tertinggi dibandingkan Industri Asuransi yaitu ekuitas, laba setelah pajak dan polis. Pertumbuhan ekuitas BRI Life mencapai 139,19%, lebih tinggi dibandingkan dengan Industri Asuransi yang mencapai 35,39%. Demikian pula dengan laba setelah pajak BRI Life yang mencapai 140,48%, lebih tinggi dibandingkan Industri Asuransi yang mencapai 59,34%. Dari sisi polis, BRI Life berhasil tumbuh 140,38% juga lebih tinggi dibandingkan dengan Industri Asuransi yang hanya tumbuh mencapai 16,35%. Pertumbuhan kinerja BRI Life tersebut didukung oleh keunggulan kompetitif dan inovasi yang dilakukan BRI Life pada tahun 2021.

In general, BRI Life's performance growth was higher than the Insurance Industry. The three highest performance growths compared to the Insurance Industry were equity, profit after tax and policies. BRI Life's equity growth reached 139.19%, higher than the Insurance Industry which reached 35.39%. Similarly, BRI Life's profit after tax reached 140.48%, higher than the Insurance Industry which reached 59.34%. In terms of policies, BRI Life managed to grow 140.38%, which was also higher than the Insurance Industry which only grew to 16.35%. BRI Life's performance growth was supported by the competitive advantages and innovations carried out by BRI Life in 2021.

Grafik Pertumbuhan Kinerja BRI Life dibandingkan Industri Posisi Desember 2021

Graph of BRI Life Performance Growth compared to Industry Position December 2021

(dalam %/in %))

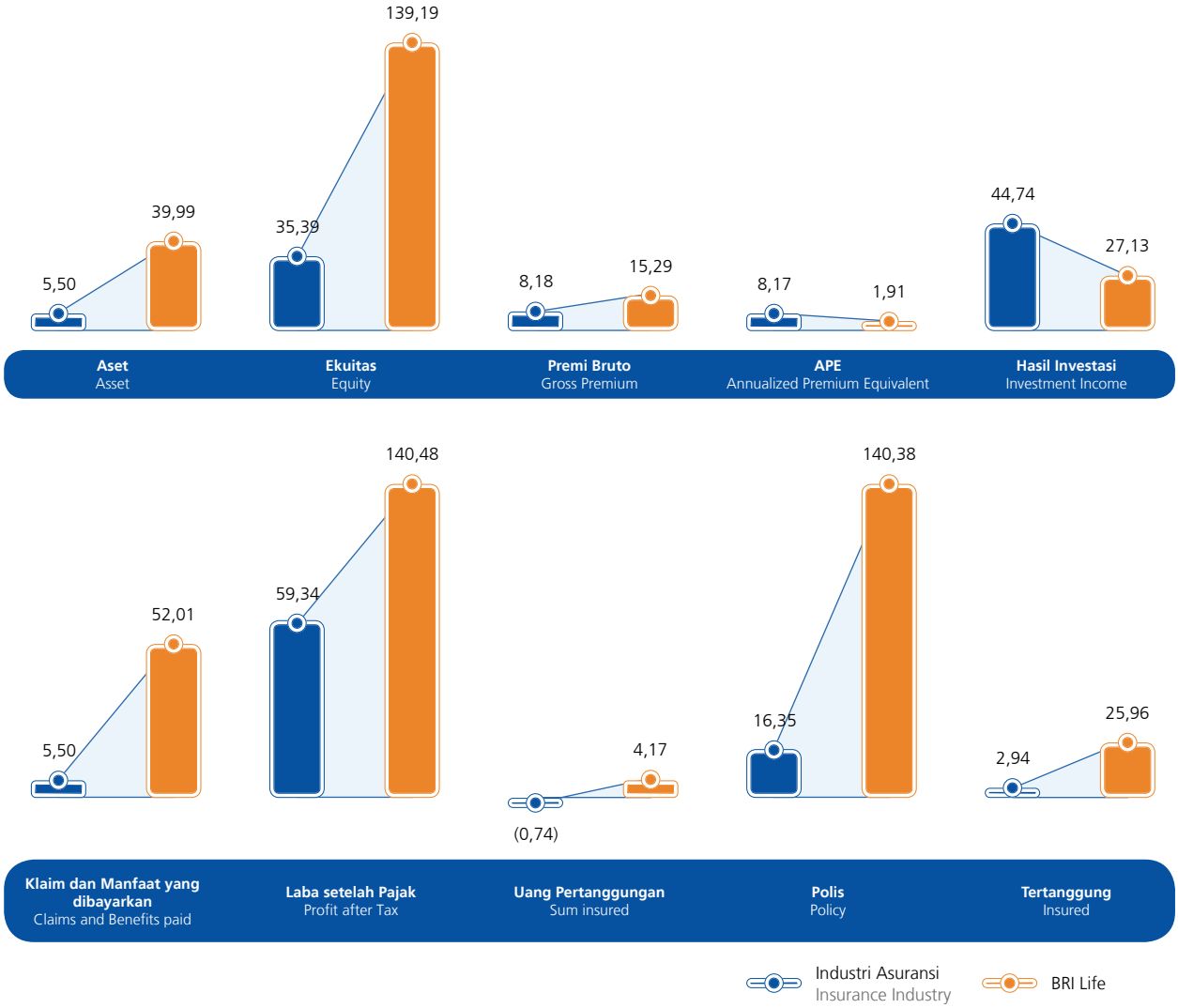

Tinjauan Operasional
Operational Review

Sesuai dengan Anggaran Dasar Perusahaan, ruang lingkup kegiatan BRI Life adalah menjalankan usaha di bidang asuransi jiwa, baik yang berlandaskan prinsip-prinsip usaha asuransi secara umum, atau konvensional, maupun yang dengan berlandaskan nilai-nilai usaha asuransi yang mengacu pada sistem dalam syariat Islam

Strategi Perusahaan

Beberapa strategi utama BRI Life yang telah dijalankan di tahun 2021 guna mencapai target yang telah dicanangkan BRI sebagai Pemegang Saham Pengendali antara lain:

1. Penjualan produk asuransi mikro yakni Pijar dan AMKKM melalui *platform digital* MyLife.
2. Pembuatan *story telling* untuk produk Dasetera, Davestera, Davestera Optima, Pelita, Pijar, Asuransi Aurora, Asuransi Lentera, Davespro dan AMKKM BRILink.
3. Pengembangan produk untuk meningkatkan pangsa pasar BRI Life yakni PIJAR, Asuransi Double Care, Pelita, Asuransi Aurora, Maxipro, dan lain-lain.
4. Peluncuran *Single Customer Apps* yakni *MyAccess* sehingga informasi kepesertaan hingga layanan *after sales* dapat diakses nasabah dengan mudah.

Beberapa keunggulan kompetitif dan inovasi yang dilakukan BRI Life pada tahun 2021 antara lain:

1. Inovasi BRI Life kepada nasabah berupa implementasi *E-Policy* untuk polis dan *summary pages* nasabah BRI Life.
2. Pada Oktober 2021 BRI Life resmi melakukan Implementasi *Whatsapp Corporate* untuk melengkapi kanal komunikasi resmi yang dimiliki BRI Life dan menghadirkan kemudahan akses layanan bagi pemegang polis dan seluruh *stakeholders*.
3. Pada Desember 2021 BRI Life juga meluncurkan Sentralisasi *Contact Center*. Hal tersebut merupakan strategi inisiatif sebagai langkah korporasi dalam memberikan layanan prima dan menciptakan *customer journey* yang positif kepada seluruh pemegang polis dan *stakeholders*. Tidak hanya sebagai pusat layanan nasabah, *contact center* menjalankan fungsi mitigasi risiko dan edukasi literasi keuangan dalam kerangka *three lines of defence* yaitu mitigasi risiko, melakukan *welcome call* dan konfirmasi polis sehingga memastikan pemegang polis memahami segala manfaat dan ketentuan dalam perjanjian pertanggungan dan edukasi literasi keuangan, melakukan penjelasan terkait prinsip-prinsip asuransi dan perencanaan keuangan sesuai dengan produk layanan BRI Life (manfaat dan ketentuan polis).

In accordance with the Company's Articles of Association, the scope of activities of BRI Life is to engage in life insurance business, whether based on the principles of insurance business in general, or conventional, or those based on insurance business values that refer to the system in Islamic law

Company Strategy

Some of BRI Life's main strategies that have been implemented in 2021 to achieve the targets set by BRI as the Controlling Shareholder include:

1. Sales of micro insurance products, namely Pijar and AMKKM through the MyLife digital platform.
2. Making story telling for Dasetera, Davestera, Davestera Optima, Pelita, Pijar, Aurora Insurance, Lentera Insurance, Davespro and AMKKM BRILink products.
3. Product development to increase BRI Life's market share, namely PIJAR, Double Care Insurance, Pelita, Aurora Insurance, Maxipro, and others.
4. The launch of Single Customer Apps, namely MyAccess, so that membership information and after sales services could be easily accessed by customers.

Some of the competitive advantages and innovations carried out by BRI Life in 2021 include:

1. BRI Life's innovation to customers was in the form of implementing E-Policy for BRI Life's customer policies and summary pages.
2. In October 2021 BRI Life officially implemented Whatsapp Corporate to complement the official communication channel owned by BRI Life and to provide easy access to services for policyholders and all stakeholders.
3. In December 2021 BRI Life also launched a Centralized Contact Center. This became an initiative strategy as a corporate step in providing excellent service and creating a positive customer journey for all policyholders and stakeholders. Not only as a customer service center, the contact center carried out the function of risk mitigation and financial literacy education within the framework of the three lines of defense, namely risk mitigation, making welcome calls and policy confirmations to ensure that policyholders had understoond all the benefits and provisions of the insurance agreement and financial literacy education. explaining the principles of insurance and financial planning in accordance with BRI Life service products (policy benefits and conditions).

BRI Life juga terus berupaya untuk mendorong penerapan *risk management* dan *compliance* yang baik bagi pegawai dalam menjalankan kegiatan sehari-hari. Implementasi AKHLAK – Amanah, Kompeten, Harmonis, Loyal, Adaptif, dan Kolaboratif, sebagai *core values* di BRI Group sangat membantu dalam menerapkan budaya Perusahaan, sekaligus juga mendorong pemenuhan tata kelola perusahaan yang baik sebagaimana diatur dalam peraturan perundangan yang berlaku. Semua upaya ini memampukan BRI Life untuk memenuhi harapan seluruh pemangku kepentingan tentang pengelolaan perusahaan yang baik, sebagaimana digambarkan oleh:

- Hasil *self assessment* Tata Kelola tahun 2021 dengan predikat "baik" dan memperoleh nilai 1,01.
- Hasil *self assessment* penilaian profil risiko berdasarkan Surat Edaran OJK Nomor 1/SEOJK.05/2021 tentang Penilaian Tingkat Kesehatan Perusahaan Asuransi dengan predikat 2 "Sedang Rendah" dan memperoleh nilai 1,84.
- Predikat *Trusted Company* berdasarkan *Corporate Governance Perception Index* (CGPI) tahun 2021 yang diselenggarakan oleh *The Indonesian Institute for Corporate Governance* (IICG), dengan nilai 81,98.

BRI Life also continued to strive to encourage the implementation of good risk management and compliance for employees in carrying out daily activities. The implementation of AKHLAK – Trustworthy, Competent, Harmonious, Loyal, Adaptive, and Collaborative, as core values in the BRI Group was very helpful in implementing the Company's culture, while also encouraging the fulfillment of good corporate governance as stipulated in the applicable laws and regulations. All of these efforts enabled BRI Life to meet the expectations of all stakeholders regarding good corporate governance, as illustrated by:

- The results of the 2021 Governance self-assessment with the predicate "good" and a score of 1.01.
- The results of the self-assessment of the risk profile assessment were based on the FSA Circular Letter Number 1/SEOJK.05/2021 concerning the Assessment of the Health Level of Insurance Companies with the predicate of 2 "Medium Low" and obtained a score of 1.84.
- The Trusted Company predicate was based on the 2021 Corporate Governance Perception Index (CGPI) organized by The Indonesian Institute for Corporate Governance (IICG), with a score of 81.98.

Aspek Pemasaran

Uraian aspek pemasaran meliputi strategi pemasaran serta pangsa pasar atas produk dan jasa BRI Life. Strategi pemasaran yang tepat akan mendorong peningkatan pangsa produk dan jasa BRI Life.

Marketing Aspect

The description of the marketing aspects includes the marketing strategy and market share of BRI Life's products and services. The right marketing strategy will encourage an increase in the share of BRI Life's products and services.

Strategi Pemasaran

Pada tahun 2021, BRI Life memiliki beberapa inisiatif strategi yang dijalankan termasuk dalam *enabler sales and channel* adalah sebagai berikut:

- *Review* dan usulan perubahan tarif asuransi jiwa kredit.
- Penjualan Produk Pijar melalui BRISPOT.
- Mengembangkan beberapa produk-produk baru seperti Asuransi Aurora, Pelita, Pijar, Asuransi Double Care, dan Profitera.

Selain itu, BRI Life juga terus berupaya untuk terus meningkatkan sinergi dengan BRI khususnya dalam bidang teknologi informasi yang dapat digunakan untuk melakukan penjualan produk asuransi. beberapa sinergi yang dilakukan untuk mengembangkan penjualan produk asuransi untuk nasabah BRI yaitu:

- Pengembangan penjualan produk asuransi *digital* melalui aplikasi BRIMo seperti produk Acci Care dan Life Care.
- Integrasi MyActivity dengan *platform* pemberian *referral* BRI. Implementasi penggunaan sistem oleh tenaga penjualan akan dilakukan pada tahun 2022.

Marketing Strategy

In 2021, BRI Life has several strategic initiatives carried out, including sales and channel enablers, as follows:

- Reviewing and proposing changes to credit life insurance rates.
- Sales of Incandescent Products through BRISPOT.
- Developing several new products such as Aurora Insurance, Pelita, Pijar, Double Care Insurance, and Profitera.

In addition, BRI Life also continued to strive to continuously improve synergies with BRI, especially in the field of information technology that could be used to sell insurance products. Several synergies were carried out to develop sales of insurance products for BRI customers, namely:

- Development of sales of digital insurance products through the BRIMo application such as Acci Care and Life Care products.
- MyActivity integration with the BRI referral platform. Implementation of the use of the system by the sales force would be carried out in 2022.

Pangsa Pasar

Pangsa pasar BRI Life dibandingkan dengan perusahaan asuransi jiwa lainnya dapat dilihat berdasarkan jumlah aset dan pendapatan premi.

Market Share

BRI Life's market share compared to other life insurance companies can be seen based on total assets and premium income.

Diagram Pangsa Pasar Berdasarkan Premi

Diagram of Market Share Based on Premium

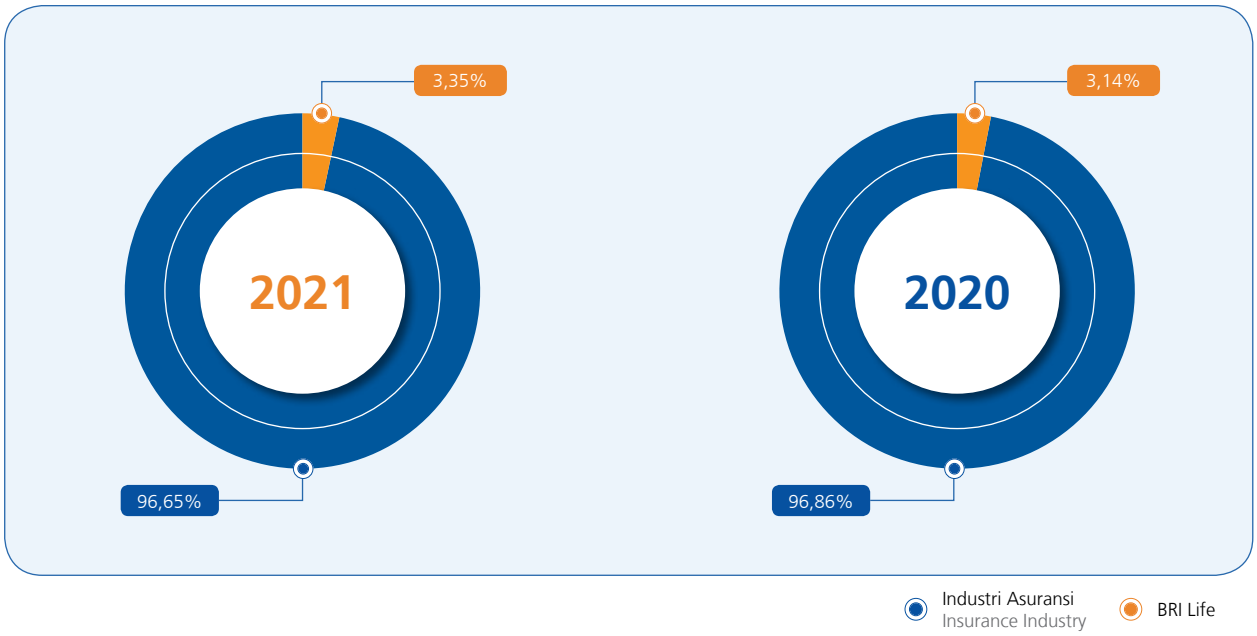

Tabel Pangsa Pasar Berdasarkan Premi

Table of Market Share Based on Premium

(dalam miliar/in billion)

Premi	Desember 2021 December 2021	Desember 2020 December 2021	Pertumbuhan 2021 2021 Growth	Premium
BRI Life	6.790	5.890	15,29%	BRI Life
Industri	202.930	187590	8,18%	Industry
Pangsa Pasar BRI Life	**3,35%**	**3,14%**	**0,21%**	**BRI Life Market Share**

Sumber: Siaran Pers Asosiasi Asuransi Jiwa tanggal 09 Maret 2022 (data diolah).

Source: Life Insurance Association Press Release dated March 9, 2022 (data processed).

Berdasarkan jumlah premi yang didapatkan, pertumbuhan premi BRI Life mencapai 15,29% (YoY) atau mencapai Rp6,79 triliun pada Desember 2021, berada di atas industri yang hanya tumbuh sebesar 8,18% (YoY). BRI Life memiliki pangsa pasar premi pada periode Desember 2021 mencapai 3,35%, meningkat 0,21% dibandingkan dengan periode yang sama tahun sebelumnya yang mencapai 3,14%. Peningkatan pangsa pasar berdasarkan premi karena upaya-upaya yang dilakukan BRI Life untuk mengembangan sektor *bancassurance*.

Based on the amount of premiums obtained, BRI Life's premium growth reached 15.29% (YoY) or reached IDR6.79 trillion in December 2021, above the industry which only grew by 8.18% (YoY). BRI Life had a premium market share in the period of December 2021 reaching 3.35%, an increase of 0.21% compared to the same period the previous year which reached 3.14%. The increase in market share based on premiums was due to the efforts made by BRI Life to develop the bancassurance sector.

Diagram Pangsa Pasar Berdasarkan Aset
Diagram of Market Share Based on Asset

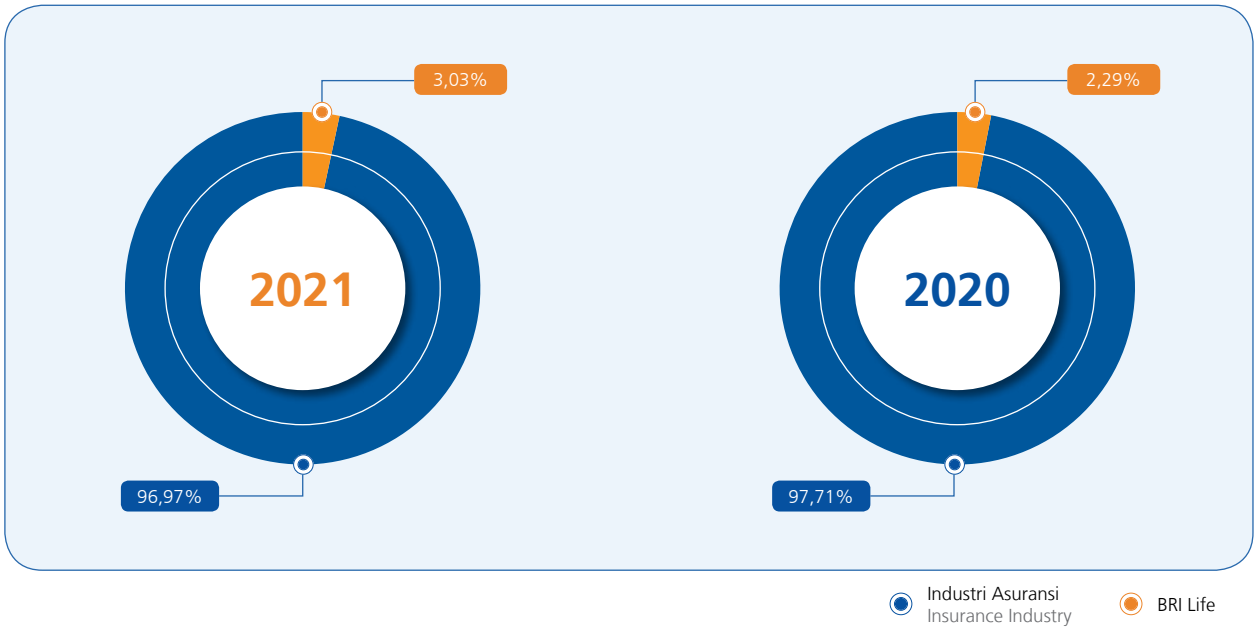

Tabel Pangsa Pasar Berdasarkan Aset
Table of Market Share Based on Asset

(dalam miliar/in billion)

Premi	Desember 2021 December 2021	Desember 2020 December 2021	Pertumbuhan 2021 2021 Growth	Premium
BRI Life	18.261	13.044	39,99%	BRI Life
Industri	602.040	570.660	5,50%	Industry
Pangsa Pasar BRI Life	**3,03%**	**2,29%**	**0,75%**	**BRI Life Market Share**

Sumber: Siaran Pers Asosiasi Asuransi Jiwa tanggal 09 Maret 2022 (data diolah).

Source: Life Insurance Association Press Release dated March 9, 2022 (data processed).

Berdasarkan jumlah aset yang dimiliki, pertumbuhan aset BRI Life mencapai 39,99% (YoY) atau mencapai Rp18,26 triliun pada Desember 2021, berada di atas industri yang hanya tumbuh sebesar 5,50% (YoY). BRI Life memiliki pangsa pasar aset pada periode Desember 2021 mencapai 3,03%, meningkat 0,75% dibandingkan dengan periode yang sama tahun sebelumnya yang mencapai 2,29%. Peningkatan pangsa pasar berdasarkan aset karena adanya penambahan modal oleh FWD Management Holdings Limited pada tahun 2021 sebesar Rp3,85 triliun.

Based on the number of assets owned, BRI Life's asset growth reached 39.99% (YoY) or reached IDR18.26 trillion in December 2021, above the industry which only grew by 5.50% (YoY). BRI Life had an asset market share in the period of December 2021 reaching 3.03%, an increase of 0.75% compared to the same period in the previous year which reached 2.29%. Increasing in market share by assets due to additional capital by FWD Management Holdings Limited in 2021 reached IDR3.85 trillion.

Tinjauan Operasi Per Segmen Usaha

Saat ini, BRI Life belum memiliki segmen usaha yang sesuai dengan kriteria dalam Pernyataan Standar Akuntansi Keuangan (PSAK) yang berlaku di Indonesia yaitu PSAK 5 tentang Segmen Operasi. Segmen usaha dalam pembahasan Laporan Tahunan ini adalah berupa produk dari masing-masing lini bisnis BRI Life. Lini bisnis BRI Life tahun 2021 dibagi ke dalam beberapa kanal yaitu Kanal Distribusi, Kanal *In Branch Sales*, Kanal Alternate, Kanal

Overview of Operations Per Business Segment

BRI Life did not have a business segment that complied with the criteria in the Statement of Financial Accounting Standards (PSAK) applicable in Indonesia, namely PSAK 5 concerning Operating Segments. The business segments discussed in this Annual Report were in the form of products from each of BRI Life's business lines. The BRI Life business line in 2021 was divided into several channels, namely Distribution Channels, In Branch Sales Channels,

Corporate dan Kanal Agency. Segmen usaha BRI Life terbagi ke dalam dua kategori yakni Konvensional dan Syariah. Kedua segmen tersebut memiliki beragam produk yang ditujukan untuk memenuhi kebutuhan masing-masing nasabah.

Konvensional

Segmen Konvensional meliputi Kanal Distribusi, Kanal *In Branch Sales*, Kanal Alternate, Kanal Corporate dan Kanal Agency.

Penjelasan dan Produktivitas Segmen Konvensional

Uraian penjelasan dan produktivitas segmen konvensional disajikan sebagai berikut.

Kanal Distribusi

Kanal Distribusi terdiri dari beberapa sub segmen produk yaitu Asuransi Jiwa Kredit (AJK)/*Credit Life*, Bank *Staff Selling* dan *Telemarketing*.

Alternate Channels, Corporate Channels and Agency Channels. BRI Life's business segment was divided into two categories, namely Conventional and Sharia. Both segments had a variety of products aimed at meeting the needs of each customer.

Conventional

The Conventional Segment includes Distribution Channels, In Branch Sales Channels, Alternate Channels, Corporate Channels and Agency Channels.

Explanation and Productivity of the Conventional Segment

The description of the explanation and productivity of the conventional segment is presented as follows.

Distribution Channel

The Distribution Channel consists of several product sub-segments, namely suransi Jiwa Kredit (AJK)/Credit Life, Bank Staff Selling and Telemarketing.

Tabel Produk Kanal Distribusi
Table of Distribution Channel Products

No	Nama Produk Product Name	Kanal Pemasaran Marketing Channel	Deskripsi Produk Product Description	Status Pemasaran Marketing Status
Asuransi Jiwa Kredit/*Credit life*/Credit Life Insurance				
1.	Asuransi Jiwa Kredit Briguna Karya Jiwa Kredit Briguna Karya Insurance	Distribusi Distribution	Produk asuransi jiwa kredit sebagai penanggung atas risiko jiwa pihak tertanggung yaitu nasabah Kredit Kupedes BRI apabila Tertanggung tersebut meninggal dunia dalam jangka waktu kreditnya. Credit life insurance product as a guarantor for the life risk of the insured party, namely Kupedes BRI Loan customers if the Insured dies within the credit period.	Dipasarkan Marketed
2.	Asuransi Jiwa Kredit Briguna Purna Jiwa Kredit Briguna Purna Insurance	Distribusi Distribution	Produk asuransi jiwa kredit sebagai penanggung atas risiko jiwa pihak tertanggung yaitu nasabah Kredit Briguna Karya BRI apabila tertanggung tersebut meninggal dunia dalam jangka waktu kreditnya. Credit life insurance product as a guarantor for the life risk of the insured party, namely the customer of Briguna Karya BRI Loan if the insured dies within the credit period.	Dipasarkan Marketed
3.	Asuransi Jiwa Kredit Briguna Umum Jiwa Kredit Briguna Umum Insurance	Distribusi Distribution	Produk asuransi jiwa kredit sebagai penanggung atas risiko jiwa pihak tertanggung yaitu nasabah Kredit Briguna Purna BRI apabila tertanggung tersebut meninggal dunia dalam jangka waktu kreditnya. Credit life insurance product as a guarantor for the life risk of the insured party, namely the customer of Briguna Purna BRI Loan if the insured dies within the credit period.	Dipasarkan Marketed
4.	Asuransi Jiwa Kredit KPR Jiwa Kredit KPR Insurance	Distribusi Distribution	Produk Asuransi jiwa kredit sebagai penanggung atas risiko jiwa pihak tertanggung yaitu nasabah KPR BRI apabila tertanggung tersebut meninggal dunia dalam jangka waktu kreditnya. Credit life insurance product as a guarantor for the life risk of the insured party, namely BRI KPR customers if the insured dies within the credit period.	Dipasarkan Marketed
5.	Asuransi Jiwa Kredit Kupedes Jiwa Kredit Kupedes Insurance	Distribusi Distribution	Produk asuransi jiwa kredit sebagai penanggung atas risiko jiwa pihak tertanggung yaitu nasabah Kredit Briguna Purna BRI apabila tertanggung tersebut meninggal dunia dalam jangka waktu kreditnya. Credit life insurance product as a guarantor for the life risk of the insured party, namely the customer of Briguna Purna BRI Loan if the insured dies within the credit period.	Dipasarkan Marketed

No	Nama Produk Product Name	Kanal Pemasaran Marketing Channel	Deskripsi Produk Product Description	Status Pemasaran Marketing Status
Bank *Staff Selling*				
6.	Asuransi Lentera (Asuransi Lengkap Ekonomis Nyaman Sejahtera) Lentera insurance (Lengkap Ekonomis Nyaman Sejahtera Insurance)	Distribusi Distribution	Asuransi lentera adalah produk *term Insurance* dan *critical illness* yang memberikan manfaat apabila tertanggung meninggal dunia atau mengidap penyakit kritis dan manfaat pengembalian premi di akhir masa asuransi. Lentera insurance is a term insurance and critical illness product that provides benefits if the insured dies or suffers from a critical illness and benefits for returning premiums at the end of the insurance period.	Dipasarkan Marketed
7.	Asuransi Mikro Proteksi Aman Sejahtera (PIJAR) Mikro Proteksi Aman Sejahtera (PIJAR) Insurance	Distribusi Distribution	Produk asuransi mikro untuk perlindungan jiwa, kesehatan dan meninggal dunia bagi nasabah BRI. Micro insurance product for life, health and death protection for BRI customers.	Dipasarkan Marketed
8.	Asuransi Dana Investasi dan Proteksi (DAVESPRO) Dana Investasi dan Proteksi (DAVESPRO) Insurance	Distribusi Distribution	Asuransi Dana Investasi dan Proteksi (DAVESPRO) adalah produk asuransi *plus* tabungan yang memberikan manfaat asuransi jiwa apabila meninggal dunia atau cacat tetap total karena kecelakaan. Investment Fund Insurance and Protection (DAVESPRO) is an insurance plus savings product that provides life insurance benefits in the event of death or total permanent disability due to an accident.	Dipasarkan Marketed
9.	Asuransi Aurora Aurora insurance	Distribusi Distribution	Merupakan produk asuransi jiwa berjangka dengan manfaat perlindungan jiwa, penyakit kritis dan pengembalian premi pada akhir masa asuransi. It is a term life insurance product with the benefits of life protection, critical illness and premium return at the end of the insurance period.	Dipasarkan Marketed
10.	Asuransi Britama Rencana Britama Rencana Insurance	Distribusi Distribution	Produk asuransi *bundling* yang memberikan perlindungan jiwa kepada nasabah Britama Rencana BRI. Bundling insurance product that provides life protection to BRI's Britama Plan customers.	Dipasarkan Marketed
11.	Asuransi Mikro Lenteraku Mikro Lenteraku Insurance	Distribusi Distribution	Produk asuransi mikro jiwa dan penyakit kiritis yang ditawarkan kepada nasabah dalam menghadapi ketidakpastian masa depan. Keunggulan produk ini adalah memberikan kemudahan dalam hal pembayaran premi dan mendapatkan pengembalian premi pada akhir masa asuransi. Micro life and critical illness insurance products offered to customers in the face of future uncertainty. The advantage of this product is that it provides convenience in paying premiums and getting a premium refund at the end of the insurance period.	Dipasarkan Marketed
Telemarketing				
12.	Asuransi Lentera (Asuransi Lengkap Ekonomis Nyaman Sejahtera) Untuk *Telemarketing* Lentera insurance (Asuransi Lengkap Ekonomis Nyaman Sejahtera) Insurance for Telemarketing	Distribusi Distribution	Asuransi lentera adalah produk *term Insurance* dan *critical illness* yang memberikan manfaat apabila tertanggung meninggal dunia atau mengidap penyakit kritis dan manfaat pengembalian premi di akhir masa asuransi. Lentera insurance is a term insurance and critical illness product that provides benefits if the insured dies or suffers from a critical illness and benefits for returning premiums at the end of the insurance period.	Dipasarkan (*Telemarketing*) Marketed (Telemarketing)
13.	Asuransi *Billing Protection* *Billing Protection Insurance*	Distribusi Distribution	Produk asuransi jiwa yang ditawarkan kepada nasabah Kartu Kredit PT Bank Rakyat Indonesia (Persero) Tbk, yang memberikan jaminan perlindungan jiwa dan jaminan pelunasan tagihan kartu kredit. Life insurance product offered to PT Bank Rakyat Indonesia (Persero) Tbk Credit Card customers, which provides life protection guarantees and credit card billing guarantees.	Dipasarkan (*Telemarketing*) Marketed (Telemarketing)
14.	Asuransi Telepro Medicash Optima Telepro Medicash Optima Insurance	Distribusi Distribution	Asuransi Kesehatan Telepro Medicash Optima merupakan jenis asuransi jiwa dan kesehatan yang memberikan manfaat santunan harian untuk rawat inap dan manfaat lainnya dengan pengembalian premi jika selama masa asuransi tidak terjadi klaim. Telepro Medicash Optima Health Insurance is a type of life and health insurance that provides daily compensation benefits for hospitalization and other benefits with premium refunds if during the insurance period there is no claim.	Dipasarkan (*Telemarketing*) Marketed (Telemarketing)

No	Nama Produk Product Name	Kanal Pemasaran Marketing Channel	Deskripsi Produk Product Description	Status Pemasaran Marketing Status
15.	Asuransi BRI Protection Plus BRI Protection Plus Insurance	Distribusi Distribution	Asuransi jiwa dan kecelakaan diri yang dirancang untuk melindungi kepentingan pemegang polis dan tertanggung yaitu nasabah pemegang Kartu Kredit VISA BRI, apabila tertanggung tersebut meninggal dunia baik karena sakit maupun karena kecelakaan atau mengalami cacat tetap dan total dalam masa asuransi. Life and personal accident insurance designed to protect the interests of policyholders and the insured, namely the BRI VISA Credit Card holder, if the insured dies either due to illness or accident or suffers permanent and total disability during the insurance period.	Dipasarkan (*Telemarketing*) Marketed (Telemarketing)

STRATEGI KANAL DISTRIBUSI TAHUN 2021

Uraian strategi dari masing-masing *channel* bisnis Kanal Distribusi yang dilakukan tahun 2021 yaitu:

1. ***Channel* Bisnis *Credit Life***
   a. Product *revamp* AJK Kupedes dan Briguna.
   b. Pengembangan *platform* BRISURF dengan BRI sebagai proses peningkatan kualitas bisnis AJK.
   c. Akselerasi AJK Briguna melalui BRI Briguna *Digital App* (Supletion *Digital App for Loan Top up*).
   d. Akselerasi pencapain Premi AJK KPR melalui *New Business* AJK KPR Subsidi.
   e. Akselerasi pencapain Premi AJK Kupedes melalui Program Kupedes GP.
   f. *Review Terms and Condition* (T&C) AJK KPR untuk meningkatkan profitabilitas bisnis.
   g. Akuisisi Peserta Restrukturisasi AJK Kupedes Ex- Heksa Life.

2. ***Channel* Bisnis *Bank Seller***
   a. Akselerasi bersama Tim Pintar (Pijar dan Lentera) dengan BRI.
   b. *Development system* kepesertaan PIJAR secara kolektif melalui Webbase My Life.
   c. Perluasan Fungsi ABRO dan RM untuk menunjang penjualan Lentera dan Pijar.
   d. Implementasi program Kado Lentera dan WMFA Pijar 1 KC/1000 Polis/bulan.
   e. Pendampingan melalui group koordinasi kecil setiap RM Dana, RM Briguna, RM Konsumer, RM *Merchant* dan *Universal Bankers* oleh tim BRI Life RM/ABRO.
   f. Sosialisasi dan *refreshment* bersama BRI untuk mengingkatkan transaksi kepesertaan PIJAR secara kolektif.
3. ***Channel* Bisnis *Telemarketing***
   a. Finalisasi sistem produk *billing protection*.
   b. Berkkordinasi terkait permintaan penambahan database kartu kredit BRI.
   c. Monitoring *Case size* (APE ideal mulai dari 1,8b sampai dengan 3,6b)
   d. Melakukan *daily billing* (3 kali dalam satu hari) untuk produk telepro medicash optima
   e. Menargetkan jumlah polis produk telepro medicash optima dengan rata-rata minimal 4 polis per *Telesales Staff* (TSO) per hari.
   f. Pengajuan produk Asuransi Lentera untuk *telemarketing saving*.

DISTRIBUTION CHANNEL STRATEGY IN 2021

The strategic description of each Distribution Channel business channel carried out in 2021, namely:

1. **Credit Life Business Channel**
   a. Product revamp AJK Kupedes and Briguna.
   b. Development of the BRISURF platform with BRI as a process to improve AJK's business quality.
   c. Acceleration of AJK Briguna through the BRI Briguna Digital App (Supletion Digital App for Loan Top up).
   d. Acceleration the achievement of AJK KPR Premiums through the New Business AJK Subsidized KPR.
   e. Acceleration of AJK Kupedes Premium achievement through Kupedes GP Program.
   f. Review the Terms and Conditions (T&C) of AJK KPR to increase business profitability.
   g. Acquisition of AJK Kupedes Ex-Heksa Life Restructuring Participants.
2. **Bank Seller Business Channel**
   a. Acceleration with the Smart Team (Incandescent and Lentera) with BRI.
   b. Development of the PIJAR membership system collectively through the My Life Webbase.
   c. Expansion of the ABRO and RM functions to support the sale of Lentera and Incandescents.
   d. Implementation of the Lentera Gift program and WMFA Pijar 1 KC/1000 Polis/month.
   e. Assistance through a small coordination group for each RM Dana, RM Briguna, RM Consumer, RM Merchant and Universal Bankers by the BRI Life RM/ABRO team.
   f. Socialization and refreshment with BRI to increase PIJAR membership transactions collectively.
3. **Telemarketing Business Channel**
   a. Finalization of billing protection product system.
   b. Coordinating with requests for additional BRI credit card databases.
   c. Monitoring Case size (ideal APE from 1.8b to 3.6b)
   d. Performing daily billing (3 times a day) for telepro Medicash Optima products
   e. Targeting the number of policies for telepro Medicash Optima products with an average of at least 4 policies per Telesales Staff (TSO) per day.
   f. Submission of Lentera Insurance products for telemarketing saving.

PRODUKTIVITAS KANAL DISTRIBUSI

Uraian produktivitas Kanal Distribusi disajikan sebagai berikut:

Tabel *Gross Written Premium* (GWP) Kanal Distribusi

Table of Gross Written Premium (GWP) Distribution Channel

GWP	Tahun 2021 Year 2021						
	Januari January	Februari February	Maret March	April April	Mei May	Juni June	Juli July
Bank Staff Selling	238	282	424	568	411	515	1.134
Credit Life	135.588	175.982	233.055	185.356	130.352	229.981	172.813
Telemarketing	507	416	829	954	926	1.145	1.215
Total GWP	**136.378**	**176.681**	**234.308**	**186.878**	**131688**	**231.642**	**175.162**

GWP	Tahun 2020 Year 2020						
	Januari January	Februari February	Maret March	April April	Mei May	Juni June	Juli July
Bank Staff Selling	138	115	106	152	181	123	145
Credit Life	222.953	265.180	240.210	222.935	205.115	221.693	215.784
Telemarketing	812	626	846	708	644	708	690
Total GWP	**136.378**	**176.681**	**234.308**	**186.878**	**131688**	**231.642**	**216.620**

GWP	Pertumbuhan Tahun 2020-2021 (%) 2020-2021 Growth(%)						
	Januari January	Februari February	Maret March	April April	Mei May	Juni June	Juli July
Bank Staff Selling	72,46	145,22	300,00	273,68	127,07	318,70	682,07
Credit Life	(39,19)	(33,64)	(2,98)	(16,86)	(36,45)	3,74	(19,91)
Telemarketing	(37,56)	(33,55)	(2,01)	34,75	43,79	61,72	76,09
Total GWP	**(39,09)**	**(33,56)**	**(2,84)**	**(16,50)**	**(36,06)**	**4,10**	**(19,14)**

Total GWP tahun 2021 mencapai Rp2,64 triliun, meningkat 2,05% dibandingkan dengan tahun 2020 yang mencapai Rp2,59 triliun. Hal tersebut dipengaruhi oleh:

- Kenaikan GWP pada bulan Juni 2021 dikarenakan mulai efektifnya kanal distribusi sehingga dapat memonitoring produksi lebih intens terlebih untuk *bank staff selling* dan *telemarketing*
- Pada bulan Agustus 2021 kembali kenaikan GWP kembali terjadi untuk semua lini bisnis pada kanal distribusi dikarenakan dimulainya beberapa strategi insiatif seperti akselerasi team pintar bersama BRI, dan perluasan fungsi ABRO dan RM, peningkatan produksi *closing* dari *telemarketing* dan dimulainya proses restrukturisasi AJK kupedes ex-Heksa Life
- Pada bulan Oktober sampai dengan bulan Desember 2021 kembali kenaikan GWP kembali terjadi untuk semua lini bisnis pada kanal distribusi dikarenakan dampak dari strategi inisiatif yang sudah dijalankan pada bulan Agustus. Selain itu dimulainya strategi insiatif yang baru seperti dibukanya untuk pendaftaran pijar secara kolektif, dilakukannya *daily billing* untuk premi produk telepro medicash (*telemarketing*) baik untuk premi pertama (sehari 3 kali pembilingan) maupun premi lanjutan dan telah diakukannya beberapa *review* terkait PKS untuk AJK.

DISTRIBUTION CHANNEL PRODUCTIVITY

The distribution channel productivity description is presented as follows:

(dalam jutaan Rupiah/in IDR million)

	Tahun 2021 Year 2021					Total	GWP
	Agustus August	September September	Oktober October	November November	Desember December		
	4.296	5.748	5.250	21.065	149.775	189.751	Bank Staff Selling
	200.269	232.963	227.994	239.806	274.763	2.438.922	Credit Life
	1.041	1.784	2.054	2.066	2.382	15.319	Telemarketing
	205.605	**240.495**	**235.298**	**262.937**	**426.920**	**2.643.993**	**Total GWP**

	Tahun 2020 Year 2020					Total	GWP
	Agustus August	September September	Oktober October	November November	Desember December		
	136	318	317	301	281	2.314	Bank Staff Selling
	180.480	253.184	166.946	182.001	204.196	2.580.677	Credit Life
	570	613	569	585	552	7.923	Telemarketing
	181.186	**254.115**	**167.832**	**182.887**	**205.030**	**2.590.914**	**Total GWP**

	Pertumbuhan Tahun 2020-2021 (%) 2020-2021 Growth(%)					Total	GWP
	Agustus August	September September	Oktober October	November November	Desember December		
	3.058,82	1.707,55	1.556,15	6.898,34	53.200,71	8.100,13	Bank Staff Selling
	10,96	(7,99)	36,57	31,76	34,56	(5,49)	Credit Life
	82,63	191,03	260,98	253,16	331,52	93,35	Telemarketing
	13,48	**(5,36)**	**40,20**	**43,77**	**108,22**	**2,05**	**Total GWP**

The total GWP in 2021 reached IDR2.64 trillion, an increase of 2.05% compared to 2020 which reached IDR2.59 trillion. It was influenced by:

- The increase in GWP in June 2021 was due to the effectiveness of distribution channels so that production monitoring could be more intense, especially for bank staff selling and telemarketing
- In August 2021, the GWP increased again occurred for all business lines in distribution channels due to the start of several strategic initiatives such as accelerating smart teams with BRI, and expanding the functions of ABRO and RM, increasing closing production from telemarketing and starting the restructuring process for AJK Kupedes ex-Heksa Life.
- From October to December 2021, another GWP increase occurred for all business lines in the distribution channel due to the impact of the strategic initiative that was implemented in August. In addition, the start of new strategic initiatives, such as the opening of collective incandescent registrations, daily billing for telepro medical cash (telemarketing) product premiums for both the first premium (3 times a day) and follow-up premiums, and several reviews have been carried out regarding PKS for AJK.

Grafik *Gross Written Premium* (GWP) Kanal Distribusi

Graph of Gross Written Premium (GWP) Distribution Channel

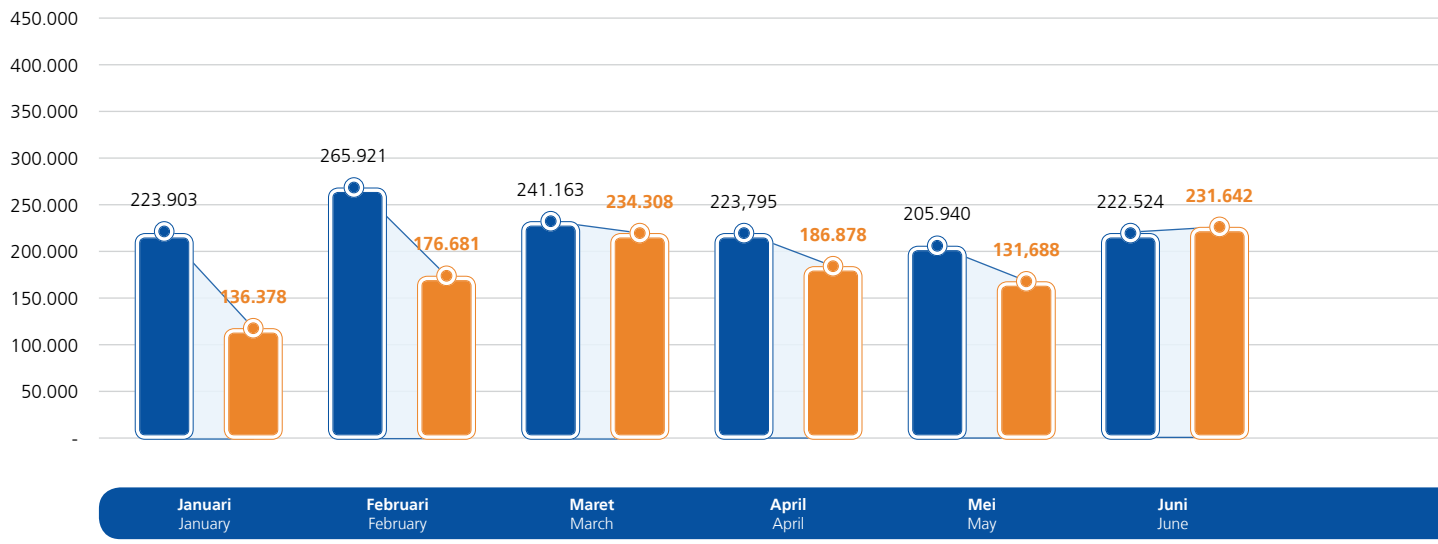

Tabel *Annualised New Premium* (ANP) Kanal Distribusi

Table of Annualised New Premium (ANP) Distribution Channel

ANP	Tahun 2021 Year 2021						
	Januari January	Februari February	Maret March	April April	Mei May	Juni June	Juli July
Bank Staff Selling	294	298	515	799	437	596	1.318
Credit Life	13.559	17.598	23.305	18.536	13.035	22.998	17.281
Telemarketing	326	33	4.264	3.728	2.548	5.402	4.954
Total ANP	**14.179**	**17.929**	**28.084**	**23.063**	**16.020**	**28.996**	**23.553**

ANP	Tahun 2020 Year 2020						
	Januari January	Februari February	Maret March	April April	Mei May	Juni June	Juli July
Bank Staff Selling	138	117	106	158	193	127	142
Credit Life	22.295	26.518	24.021	22.293	20.511	22.169	21.578
Telemarketing	827	454	313	56	211	498	781
Total ANP	**23.260**	**27.089**	**24.440**	**22.507**	**20.915**	**22.794**	**22.501**

(dalam jutaan Rupiah/in IDR million)

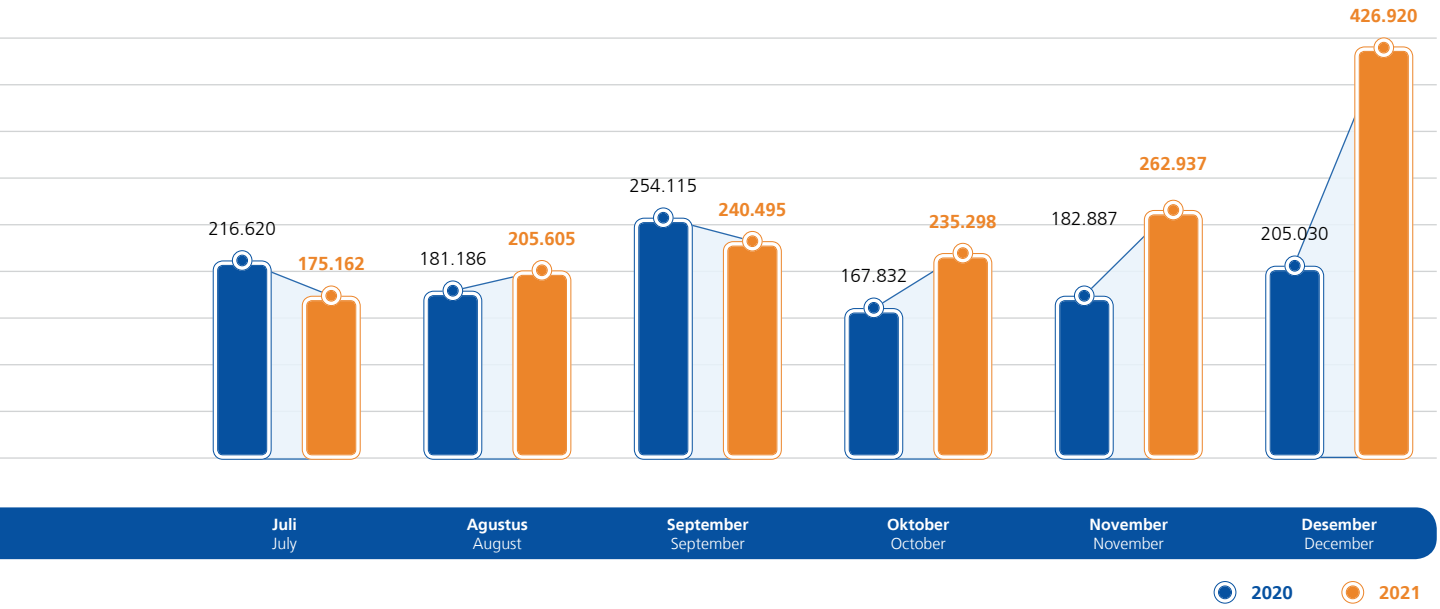

(dalam jutaan Rupiah/in IDR million)

	Tahun 2021 Year 2021					Total	ANP
	Agustus August	September September	Oktober October	November November	Desember December		
	4.399	5.867	5.867	7.172	19.692	46.677	Bank Staff Selling
	20.027	23.296	22.799	23.981	27.476	243.892	Credit Life
	6.311	11.319	11.123	8.567	10.085	68.660	Telemarketing
	30.737	**40.482**	**39.789**	**39.720**	**57.253**	**359.230**	**Total ANP**

	Tahun 2020 Year 2020					Total	ANP
	Agustus August	September September	Oktober October	November November	Desember December		
	145	321	312	298	277	2.333	Bank Staff Selling
	18.048	25.318	16.695	18.200	20.420	258.068	Credit Life
	104	569	344	746	737	5.638	Telemarketing
	18.297	**26.208**	**17.350**	**19.244**	**21.433**	**266.039**	**Total ANP**

ANP	Pertumbuhan Tahun 2020-2021 (%) 2020-2021 Growth(%)						
	Januari January	Februari February	Maret March	April April	Mei May	Juni June	Juli July
Bank Staff Selling	113,04	154,70	385,85	405,70	126,42	369,29	828,17
Credit Life	(39,18)	(33,64)	(2,98)	(16,85)	(36,45)	3,74	(19,91)
Telemarketing	(60,58)	(92,73)	1.262,30	6.557,14	1.107,58	984,74	534,31
Total ANP	**(39,04)**	**(33,81)**	**14,91**	**2,47**	**(23,40)**	**27,21**	**4,68**

Total ANP tahun 2021 mencapai Rp359,23 miliar, meningkat 35,03% dibandingkan dengan tahun 2020 yang mencapai Rp266,04 miliar. Hal tersebut dipengaruhi oleh:

- Kenaikan ANP pada bulan Juni 2021 dikarenakan mulai efektifnya kanal distribusi sehingga dapat memonitoring produksi lebih intens terlebih untuk bank *staff selling* dan *telemarketing*.
- Pada bulan Agustus 2021 kembali kenaikan ANP kembali terjadi untuk semua lini bisnis pada kanal distribusi dikarenakan dimulainya beberapa strategi insiatif seperti akselerasi team pintar bersama BRI, dan perluasan fungsi ABRO dan RM, peningkatan produksi *closing* dari *telemarketing* dan dimulainya proses restrukturisasi AJK kupedes ex-Heksa Life.
- Pada bulan Oktober sampai dengan bulan Desember 2021 kembali kenaikan ANP kembali terjadi untuk semua lini bisnis pada kanal distribusi dikarenakan dampak dari strategi inisiatif yang sudah dijalankan pada bulan Agustus. Selain itu dimulainya strategi insiatif yang baru seperti dibukanya untuk pendaftaran pijar secara kolektif, dilakukannya *daily billing* untuk premi produk telepro medicash (*telemarketing*) untuk premi pertama (sehari 3 kali pembilingan) dan telah dilakukannya beberapa *review* terkait PKS untuk AJK.

Grafik *Annualised New Premium* (ANP) Kanal Distribusi
Graph of Annualised New Premium (ANP) Distribution Channel

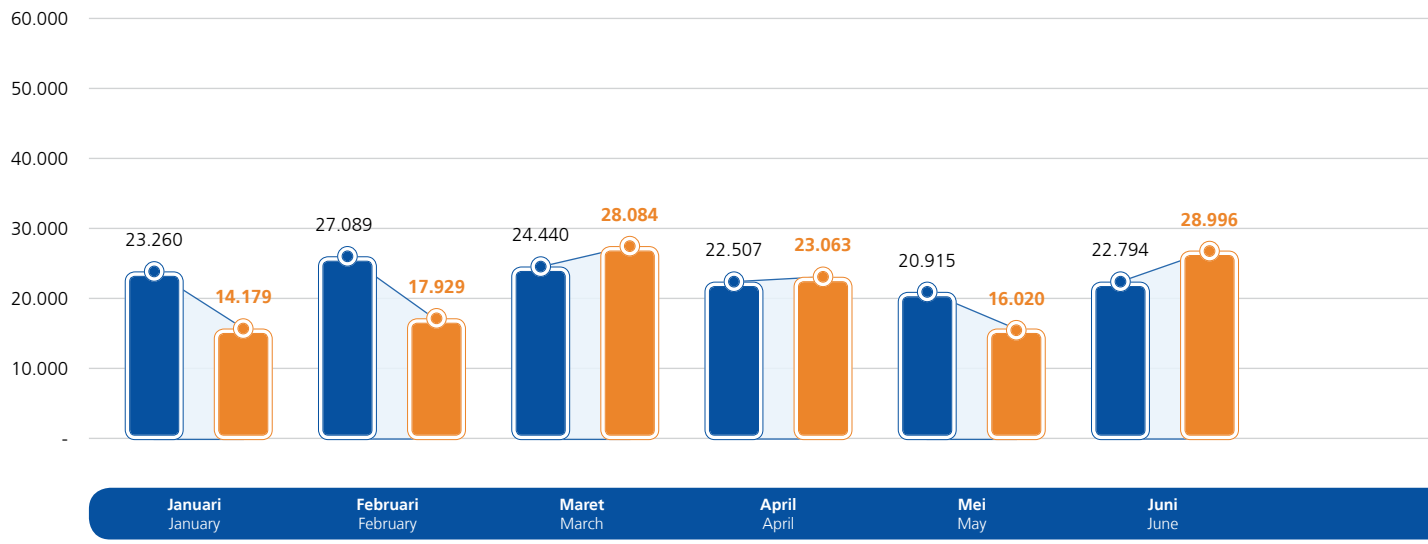

	Pertumbuhan Tahun 2020-2021 (%) 2020-2021 Growth(%)					Total	ANP
	Agustus August	September September	Oktober October	November November	Desember December		
	2.933,79	1.727,73	1.780,45	2.306,71	7.009,03	1.900,73	Bank Staff Selling
	10,97	(7,99)	36,56	31,76	34,55	(5,49)	Credit Life
	5.968,27	1.889,28	3.133,43	1.048,39	1.268,39	1.117,81	Telemarketing
	67,99	**54,46**	**129,33**	**106,40**	**167,13**	**35,03**	**Total ANP**

Total ANP in 2021 reached IDR359.23 billion, an increase of 35.03% compared to 2020 which reached IDR266.04 billion. It was influenced by:

- The increase in ANP in June 2021 was due to the effectiveness of distribution channels so that they could monitor production more intensely, especially for bank staff selling and telemarketing.
- In August 2021, the ANP increase again occurred for all business lines in distribution channels due to the start of several strategic initiatives such as the acceleration of the smart team with BRI, and the expansion of ABRO and RM functions, increased production closing from telemarketing and the start of the restructuring process for AJK Kupedes ex-Heksa Life.
- From October to December 2021, the ANP increase again occurred for all business lines in the distribution channel due to the impact of the strategic initiative that was implemented in August. In addition, the start of new strategic initiatives such as opening for collective incandescent registration, conducting daily billing for premium telepro medicash (telemarketing) products for the first premium (3 times a day) and conducting several reviews related to PKS for AJK.

(dalam jutaan Rupiah/in IDR million)

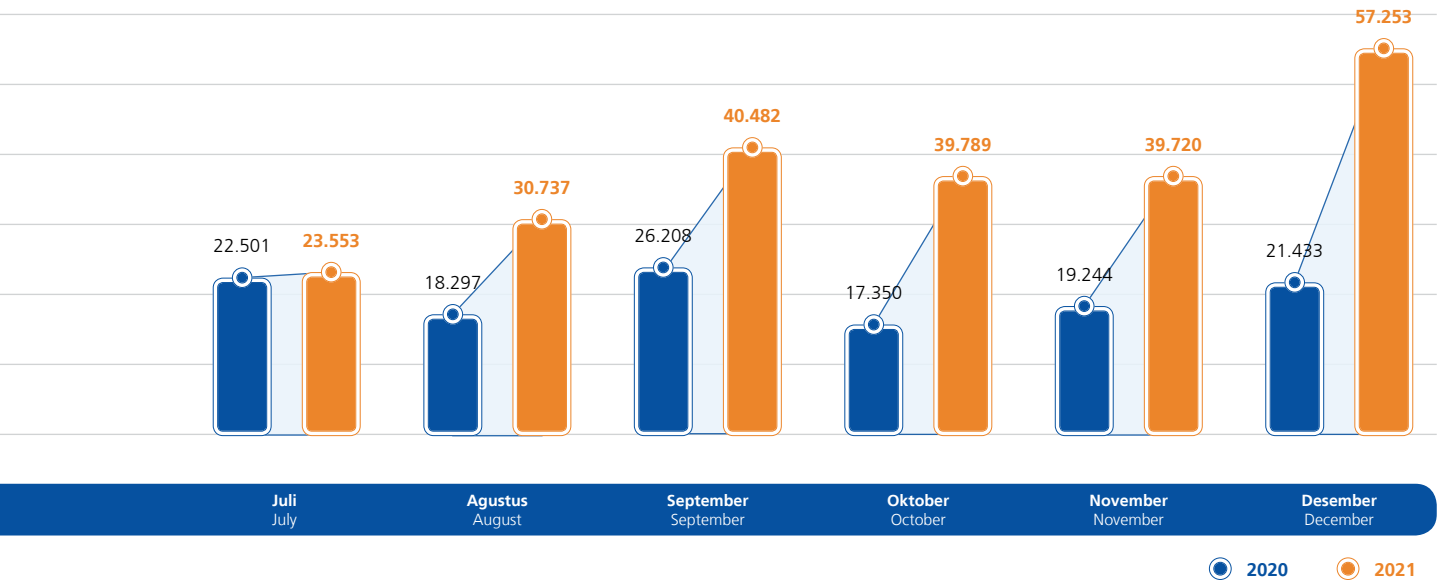

Kanal *In Branch Sales*

Uraian produk kanal *In Branch Sales* disajikan sebagai berikut:

In Branch Sales Channel

The product description of the In Branch Sales channel is presented as follows:

Tabel Produk Kanal *In Branch Sales*

Table of Products In Branch Sales Channel

No	Nama Produk Table of Products In Branch Sales Channel	Model Pemasaran Marketing Model	Penjelasan Description
1	Asuransi Dana Investasi Sejahtera (DAVESTERA) Dana Investasi Sejahtera (DAVESTERA) Insurance	Referensi Reference	Merupakan produk asuransi *unit link* yang memberikan manfaat proteksi serta investasi yang optimal dengan pembayaran premi secara regular. Produk ini dilengkapi dengan berbagai asuransi tambahan (*rider*) yang dapat dipilih sesuai kebutuhan. It is a unit-linked insurance product that provides optimal protection and investment benefits with regular premium payments. This product is equipped with a variety of additional insurance (rider) that can be selected according to needs.
2	Asuransi Dana Investasi Sejahtera Optima (DAVESTERA OPTIMA) Dana Investasi Sejahtera Optima (DAVESTERA OPTIMA) Insurance	Referensi Reference	Merupakan produk asuransi *unit link* yang memberikan manfaat proteksi serta investasi yang optimal dengan pembayaran premi secara sekaligus. Produk ini dilengkapi dengan berbagai asuransi tambahan (*rider*) yang dapat dipilih sesuai kebutuhan. It is a unit-linked insurance product that provides optimal protection and investment benefits by paying premiums at once. This product is equipped with a variety of additional insurance (rider) that can be selected according to needs.
3	Asuransi Dana Sehat Sejahtera (DASETERA) Dana Sehat Sejahtera (DASETERA) Insurance	Referensi Reference	Merupakan produk asuransi kesehatan yang memberikan kesempurnaan perlindungan ketika menjalani rawat inap di rumah sakit yang meliputi santunan harian rawat inap, santunan harian *Intensive Care Unit* (ICU), santunan bedah dan santunan duka. Is a health insurance product that provides complete protection when undergoing inpatient treatment at a hospital which includes daily inpatient compensation, Intensive Care Unit (ICU) daily compensation, surgical compensation and funeral compensation.
4	Asuransi Jiwa PELITA*) Jiwa PELITA*) Insurance	Referensi Reference	Merupakan produk asuransi jiwa dengan manfaat tambahan penyakit kritis dan cacat tetap total dan sebagian yang bersifat pilihan serta uang pertanggungan yang meningkat setiap tahunnya. It is a life insurance product with additional benefits of critical illness and total and partial permanent disability which is optional and the sum insured increases every year.

*)Produk Asuransi Jiwa Pelita mulai dipasarkan pada tahun 2021

*) Jiwa Pelita INSURANCEProduct started to be marketed in 2021

STRATEGI KANAL *IN BRANCH SALES*

Uraian strategi Kanal Distribusi yang dilakukan tahun 2021 yaitu:

1. Bekerjasama dengan BRI dalam Meningkatkan aktivitas *refferal* dengan program (*Give me* 5 Program, Kamis Proteksi, Sapa RM, *Rookie Buddy System*)
2. Bekerjasama dengan BRI dalam mengembangkan metode cara bayar melalui kartu kredit.
3. Bekerjasama dengan BRI dalam meningkatkan program penawaran kepada nasabah (*cashback*, *Member Get Member/* MGM, *winback campaign, mini client gathering*).

IN BRANCH SALES CHANNEL STRATEGY

The description of the Distribution Channel strategy to be carried out in 2021, namely

1. Collaborating with BRI in increasing referral activities with programs (Give me 5 Program, Thursday Protection, Sapa RM, Rookie Buddy System)
2. Collaborating with BRI in developing a method of paying via credit card.
3. Collaborating with BRI in improving customer offering programs (cashback, Member Get Member/MGM, winback campaign, mini client gathering).

PRODUKTIVITAS KANAL *IN BRANCH SALES*

Uraian kinerja produk Kanal *In Branch Sales* disajikan sebagai berikut:

IN BRANCH SALES CHANNEL PRODUCTIVITY

The description of In Branch Sales Channel product performance is presented as follows:

Tabel Polis Kanal *In Branch Sales*

Table of In Branch Sales Channel Policy

(polis/policy)

Bulan	2021	2020	Pertumbuhan Growth		Month
			Nominal	%	
Januari	25.635	10.970	14.665	133,68%	January
Februari	42.454	16.279	26.175	160,79%	February
Maret	44.091	19.467	24.624	126,49%	March
April	31.643	12.657	18.986	150,00%	April
Mei	15.897	11.697	4.200	35,91%	May
Juni	23.789	22.808	981	4,30%	June
Juli	21.591	26.357	(4.766)	(18,08%)	July
Agustus	24.822	25.366	(544)	(2,14%)	August
September	29.380	30.781	(1.401)	(4,55%)	September
Oktober	29.450	27.279	2.171	7,96%	October
November	31.481	30.860	621	2,01%	November
Desember	21.516	21.979	(463)	(2,11%)	December
Total	**341.749**	**256.500**	**85.249**	**33,24%**	**Total**

Total polis tahun 2021 mencapai 341.749 polis, meningkat 33,24% dibandingkan dengan tahun 2020 yang mencapai 256.500 polis. Peningkatan tersebut merupakan penerapan inisiatif strategi yang tepat yang dilakukan Kanal *In Branch Sales*.

Total policies in 2021 reached 341,749 policies, an increase of 33.24% compared to 2020 which reached 256,500 policies. The increase was the implementation of the right strategic initiatives carried out by Kanal In Branch Sales.

Grafik Polis Kanal *In Branch Sales*

Graph of In Branch Sales Channel Policy

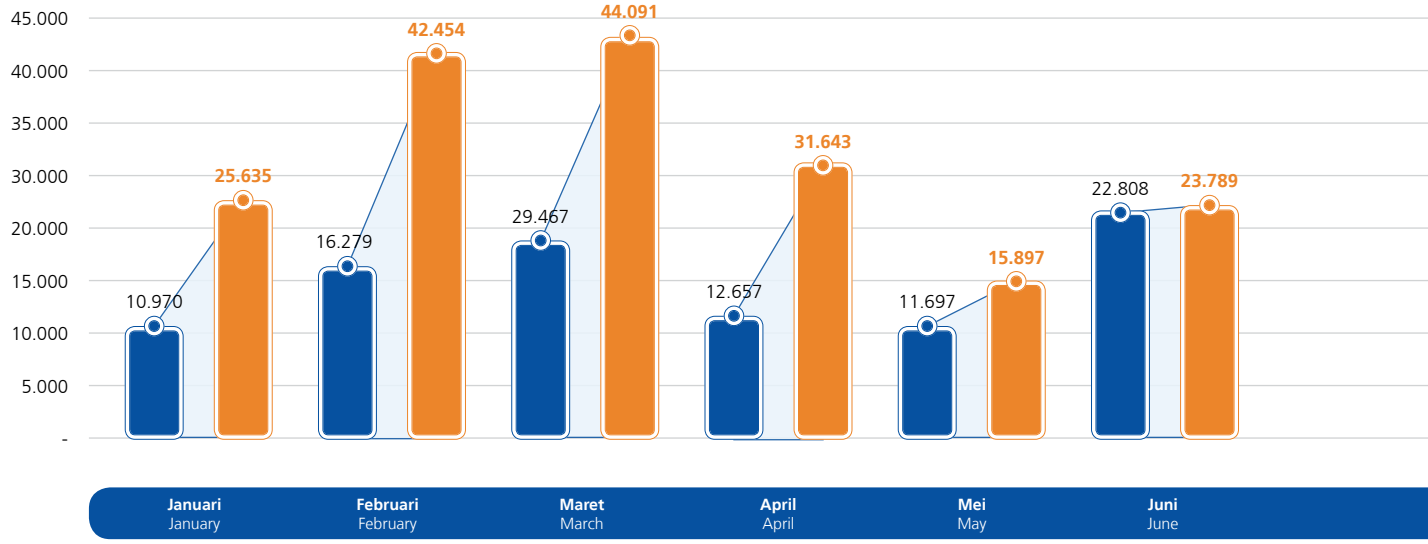

Tabel *Annualised New Premium* (ANP) Kanal *In Branch Sales*

Table of Annualised New Premium (ANP) In Branch Sales Channel

Bulan	2021	2020
Januari	102.552	54.968
Februari	158.055	83.059
Maret	160.975	89.166
April	126.179	57.645
Mei	70.758	54.123
Juni	102.221	100.014
Juli	93.362	110.181
Agustus	105.637	101.296
September	121.891	121.864
Oktober	120.332	107.541
November	130.145	120.588
Desember	94.625	92.213
Total	**1.386.732**	**1.092.658**

Dari sisi ANP, total ANP tahun 2021 mencapai Rp1,39 triliun, meningkat 26,91% dibandingkan dengan tahun 2020 yang mencapai Rp1,09 triliun. Peningkatan tersebut merupakan penerapan inisiatif strategi yang tepat yang dilakukan Kanal *In Branch Sales*.

(dalam jutaan Rupiah/in IDR million)

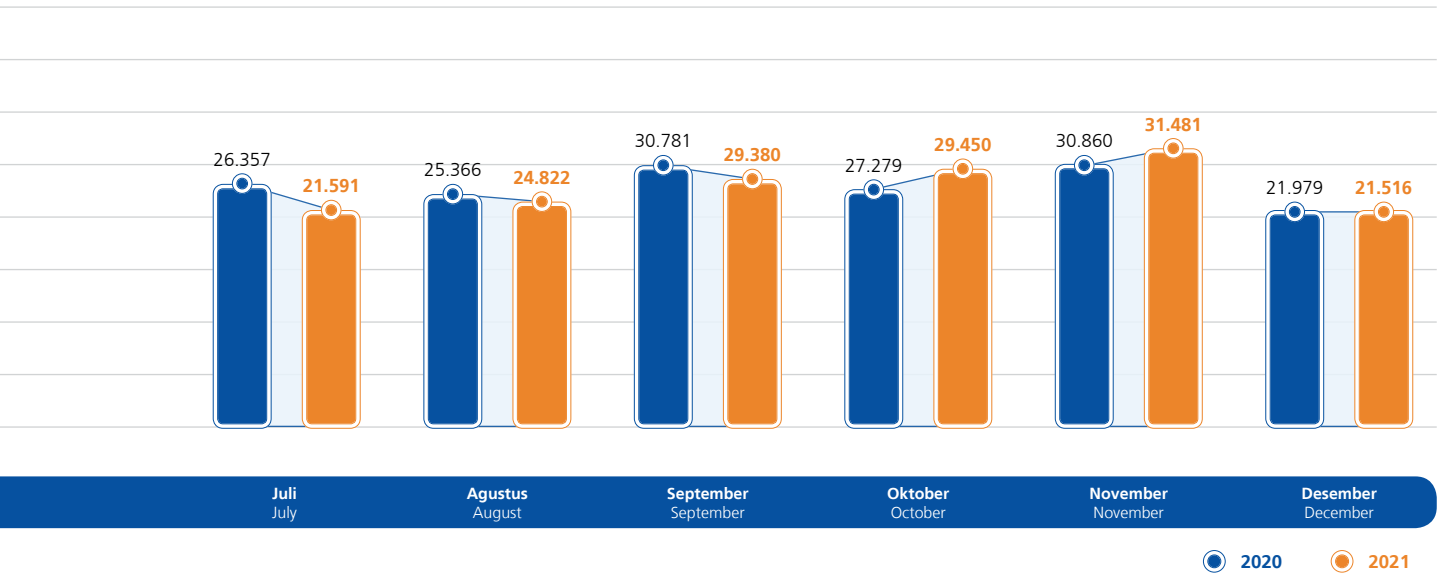

(dalam jutaan rupiah/in IDR million)

	Pertumbuhan Growth		Month
	Nominal	%	
	47.584	86,57%	January
	74.996	90,29%	February
	71.809	80,53%	March
	68.535	118,89%	April
	16.635	30,74%	May
	2.207	2,21%	June
	(16.818)	(15,26%)	July
	4.340	4,28%	August
	26	0,02%	September
	12.791	11,89%	October
	9.557	7,93%	November
	2.412	2,62%	December
	294.075	**26,91%**	**Total**

In terms of ANP, the total ANP in 2021 reached IDR1.39 trillion, an increase of 26.91% compared to 2020 which reached IDR1.09 trillion. The increase was the implementation of the right strategic initiatives carried out by Kanal In Branch Sales.

Grafik *Annualised New Premium* (ANP) Produk Kanal *In Branch Sales*
Graph of Annualised New Premium (ANP) In Branch Sales Channel Product

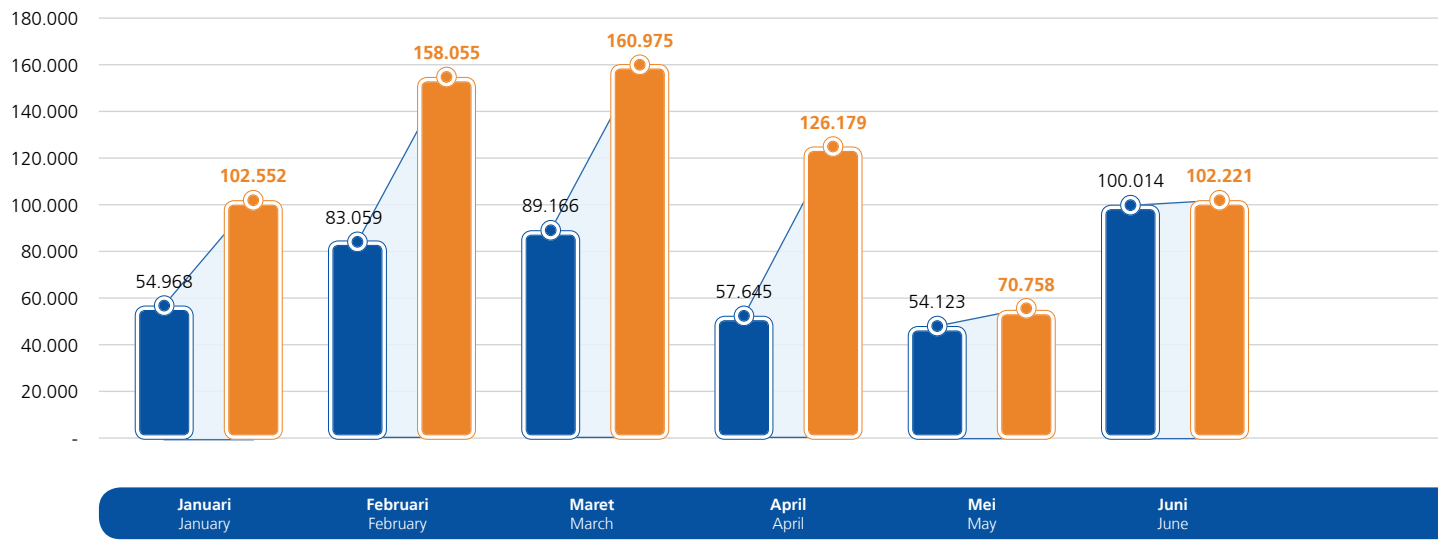

Kanal Alternate

Kanal Alternate dibagi ke dalam dua bagian yaitu produk asuransi mikro dan produk *digital*.

MIKRO
Asuransi Mikro – Kecelakaan, Kesehatan dan Meninggal Dunia (AMKKM) merupakan produk asuransi dengan pembayaran premi dengan harga terjangkau yang menawarkan manfaat berupa santunan rawat inap, operasi dan meninggal dunia atas risiko yang diakibatkan kecelakaan maupun sakit.

Manfaat yang didapatkan dari Produk Asuransi AMKKM antara lain:
1. Santunan Rawat Inap
2. Santunan Operasi
3. Santunan Meninggal Dunia Karena Sakit
4. Santunan Meninggal Dunia Karena Kecelakaan
5. Santunan Cacat Tetap Total atau Sebagian Karena Kecelakaan

Dengan premi yang terjangkau yaitu Rp50.000/individu dan Rp90.000/pasangan (suami-istri)

Produk AMKKM ini dipasarkan bersama dengan produk pinjaman atau simpanan BRI yang dipasarkan melalui tenaga pemasar dan fronliner BRI yang tersebar di seluruh Kantor Wilayah BRI. Berikut data pencapaian penjualan produk AMKKM 2020-2021.

Alternate Channel

Alternate Channel is divided into two parts, namely micro insurance products and digital products.

MICRO
Micro Insurance – Accident, Health and Death (AMKKM) is an insurance product with premium payments at affordable prices that offers benefits in the form of compensation for hospitalization, surgery and death for risks caused by accidents or illness.

Benefits obtained from AMKKM Insurance Products include:

1. Inpatient Compensation
2. Operational Benefits
3. Compensation for Death Due to Illness
4. Compensation for Death Due to Accident
5. Total or Partial Permanent Disability Benefits due to Accident

With affordable premiums of IDR50,000/individual and IDR90,000/couple (husband and wife)

This AMKKM product is marketed together with BRI loan or savings products which are marketed through BRI marketers and frontliners spread throughout BRI Regional Offices. The following is data on the achievement of AMKKM product sales for 2020-2021.

(dalam jutaan Rupiah/in IDR million)

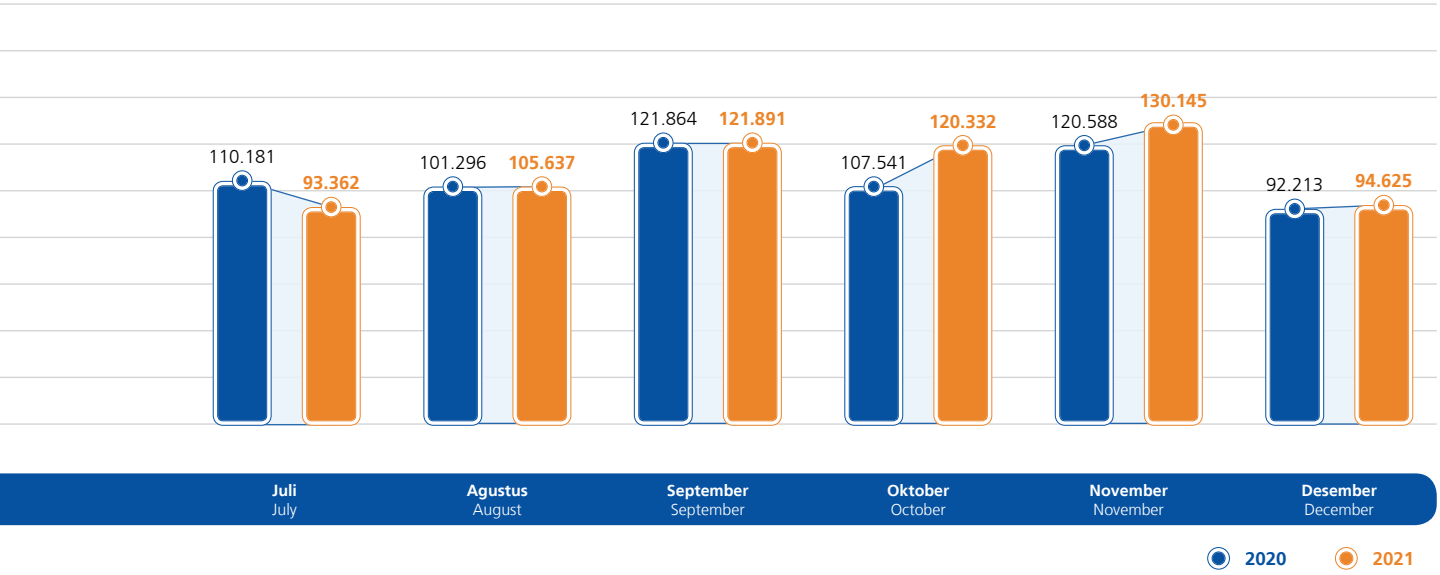

STRATEGI PRODUK MIKRO KANAL ALTERNATE TAHUN 2021

Adapun strategi Divisi Kanal Alternate dalam memasarkan produk AMKKM adalah dengan semaksimal mungkin melakukan penetrasi terhadap produk-produk Bank BRI yang dapat mendukung pemasaran produk AMKKM antara lain sebagai berikut:

1. Melakukan inisiatif program *marketing* kepada staf pemasar BRI Life dan Bank BRI untuk memasarkan produk BRILife dengan koordinasi penuh dengan Bagian Mikro Bank BRI.
2. Memasarkan produk BRI Life dengan bersama dengan pemasaran produk Bank BRI seperti produk simpanan dan pinjaman yang dikeluarkan oleh Bank BRI.
3. Berkoordinasi dengan pihak-pihak terkait dengan *back-end system* untuk meminimalisir masalah proses *after sales* produk dan klaim yang dilakukan oleh nasabah Bank BRI.
4. Ditingkat wilayah, AMKKM melakukan *branding* terhadap produk dengan mengadakan berbagai macam aktifitas untuk mempromosikan dan memasarkan AMKKM oleh Staf Pemasar BRI Life.
5. Berkoordinasi dengan semua lini *channel* pemasaran produk mikro terutama untuk produk AMKKM di Bank BRI untuk memperluas *channel* pemasaran BRI Life seperti Agen BRILink

ALTERNATE MICRO CHANNEL PRODUCT STRATEGY IN 2021

The Alternate Channel Division's strategy in marketing AMKKM products was to as much as possible penetrate BRI Bank products that could support AMKKM product marketing, including the following:

1. Carrying out marketing program initiatives for BRI Life and BRI Bank marketing staff to market BRILife products in full coordination with the Micro Division of BRI Bank.
2. Marketing of BRI Life products together with the marketing of BRI Bank products such as savings and loan products issued by BRI Bank.
3. Coordinating with related parties with back-end systems to minimize product after sales process problems and claims made by BRI Bank customers.
4. At the regional level, AMKKM carried out product branding by holding various activities to promote and market AMKKM by BRI Life's Marketing Staff.
5. Coordinating with all lines of micro product marketing channels, especially for AMKKM products at BRI Bank to expand BRI Life marketing channels such as BRILink Agents

PRODUKTIVITAS KANAL ALTERNATE - PRODUK MIKRO

Uraian produktivitas produk mikro disajikan sebagai berikut.

ALTERNATE CHANNEL PRODUCTIVITY - MICRO PRODUCTS

The description of the productivity of micro products is presented as follows

Tabel Data Pencapaian Penjualan Produk AMKKM

Table of AMKKM Product Sales Achievement Data

(dalam jutaan rupiah/in IDR million)

Bulan	2021	2020	Pertumbuhan Growth		Month
			Nominal	%	
Januari	31.476	16.966	14.510	85,52	January
Februari	42.114	22.745	19.369	85,16	February
Maret	49.572	24.693	24.879	100,75	March
April	55.271	12.137	43.134	355,39	April
Mei	33.731	12.902	20.829	161,44	May
Juni	45.123	25.102	20.021	79,76	June
Juli	49.707	32.896	16.811	51,10	July
Agustus	45.801	28.957	16.844	58,17	August
September	52.910	43.468	9.442	21,72	September
Oktober	46.998	42.419	4.579	10,79	October
November	50.316	39.260	11.056	28,16	November
Desember	37.695	4.503	33.192	737,11	December
Total	**540.714**	**306.048**	**234.666**	**76,68**	**Total**

Total penjualan produk AMKKM tahun 2021 mencapai Rp540,71 triliun, meningkat 76,68% dibandingkan dengan tahun 2020 yang mencapai Rp306,05 triliun. Hal tersebut karena pengaruh dari keadaan pandemi COVID-19 di Indonesia, sehingga masyarakat membutuhkan layanan proteksi asuransi kesehatan dan jiwa dengan harga premi yang terjangkau dengan perlindungan yang maksimal di masa pandemi dan tentunya hal ini tidak terlepas dari peran penting perusahaan induk (Bank BRI) yang terus mendukung penuh untuk membantu staf pemasar BRI Life dalam mempromosikan dan memasarkan produk AMKKM ke nasabah Bank BRI.

Total sales of AMKKM products in 2021 reached IDR540.71 trillion, an increase of 76.68% compared to 2020 which reached IDR306.05 trillion. This was due to the influence of the COVID-19 pandemic in Indonesia, so that people needed health and life insurance protection services at affordable premium prices with maximum protection during the pandemic and of course this could not be separated from the important role of the parent company (Bank BRI) which continued to fully support to assist BRI Life's marketing staff in promoting and marketing AMKKM products to BRI Bank customers.

DIGITAL

Produk *digital* meliputi produk AM Prisma Plus dan AM Prisma Plus Syariah serta *Simply Healthcare*.

a. **AM Prisma Plus dan AM Prisma Plus Syariah**

Dipasarkan melalui kerjasama antara BRI Life dengan pihak ketiga dengan sistem pembagian komisi dari hasil penjualan produk tersebut. Produk tersebut memiliki nilai harga premi dan manfaat yang sama dengan produk AMKKM, namun dipasarkan bukan lagi melalui Bank BRI, tapi dapat dipasarkan langsung melalui agen atau *partner* pihak ketiga Non Bank BRI yang telah bekerja sama dengan BRI Life. Adapun *partner* yang bekerja sama dengan BRI Life yang telah memiliki MoU kerjasama dalam memasarkan produk AM Prisma Plus dan AM Prisma Plus Syariah yaitu sebagai berikut.

DIGITAL

Digital products include AM Prisma Plus and AM Prisma Plus Syariah products as well as Simply Healthcare.

a. **AM Prisma Plus and AM Prisma Plus Sharia**

Marketed through cooperation between BRI Life and third parties with a commission sharing system from the sale of these products. This product had the same premium price and benefits as the AMKKM product, but was no longer marketed through Bank BRI, but could be marketed directly through agents or third-party BRI Non-Bank partners who collaborated with BRI Life. The partners collaborating with BRI Life that already had an MoU of cooperation in marketing AM Prisma Plus and AM Prisma Plus Syariah products were as follows.

Tabel *Partner* yang Bekerja sama dengan BRI Life yang telah Memiliki Mou

Table of AMKKM Product Sales Achievement Data

No	Partner	Product	Distribution Channel
1.	Qoala	AM Prisma Plus AM Prisma Plus Syariah AM Prisma Plus Sharia	Grabkiosk dan Aruna Grabkiosk and Aruna
2.	Pasar Polis Market Policy	AM Prisma Plus Syariah AM Prisma Plus Sharia	• Kita Bisa • MRT • Empay
3.	Lion Parcel	AM Prisma Plus Syariah AM Prisma Plus Sharia	Microsite
4.	LinkAja	AM Prisma Plus Syariah AM Prisma Plus Sharia	LinkAja App
5.	EzyPolis	AM Prisma Plus Syariah AM Prisma Plus Sharia	ZEN Money

Selain itu, *partner* yang sedang dalam proses kerja sama dengan BRI Life dan dalam proses MoU perjanjian kerjasama dalam memasarkan produk AM Prisma Plus dan AM Prisma Plus Syariah yaitu sebagai berikut.

In addition, partners who are in the process of collaborating with BRI Life and in the MoU process of cooperation agreements in marketing AM Prisma Plus and AM Prisma Plus Syariah products are as follows.

Tabel *Partner* yang Bekerja sama dengan BRI Life yang dalam Proses Mou

Table of Partners Working with BRI Life in the Process of Mou

No	Partner	Product	Distribution Channel
1.	GigaCover	AM Prisma Plus Syariah	Mitra Gigacover
2.	MauSyariah	AM Prisma Plus Syariah	Website MauSyariah
3.	UNA	Produk Syariah	UNA Apps

b. ***Simply Healthcare***

Dipasarkan melalui *website simply healthcare* BRI Life dan bekerjasama dengan *partner* atau pihak ketiga Non Bank BRI untuk memasarkan produk asuransi kesehatan dengan manfaat antara lain, rawat jalan, rawat inap, santunan meninggal dunia karena sakit atau kecelakaan dan bersifat *cash-less*. Besaran premi untuk produk *simply healthcare* bisa ditentukan (dikustomisasi) oleh calon nasabah. Adapun *partner* yang bekerja sama dengan BRI Life yang telah memiliki MoU kerjasama dalam memasarkan produk *simply healthcare* yaitu sebagai berikut.

b. **Simply Healthcare**

Marketing through BRI Life's simply healthcare website and in collaboration with partners or third parties Non-Bank BRI to market health insurance products with benefits, including outpatient, inpatient, compensation for death due to illness or accident and cash-less. The premium amount for simply healthcare products could be determined (customized) by prospective customers. The partners collaborating with BRI Life that already had an MoU of cooperation in marketing simply healthcare products are as follows.

Tabel Partner yang Bekerja sama dengan BRI Life yang telah Memiliki Mou

Table of Partners Working with BRI Life in the Process of Mou

No	Partner	Product	Distribution Channel
1.	*Lifepal*	*Simply Healthcare*	*Website*

Strategi Kanal Alternate - Produk *Digital* Tahun 2021

Adapun strategi Kanal Alternate dalam memasarkan produk *digital* adalah dengan semaksimal mungkin melakukan penetrasi terhadap produk-produk *digital* ke internal dan pihak ketiga (*partners*) yang dapat mendukung pemasaran produk *digital* antara lain diuraikan sebagai berikut:

1. Melakukan inisiatif kolaborasi program marketing kepada nasabah dan calon nasabah BRI Life ataupun *partner* secara langsung melalui program diskon atau *cashback* dari harga premi.
2. Memasarkan produk *digital* BRI Life dengan sistem bersama produk *partners*.
3. Berkoordinasi dengan pihak-pihak terkait dengan *end-to-end system* untuk meminimalisir problem proses *after sales* produk dan klaim yang dilakukan oleh nasabah BRI Life ataupun *partners*.
4. Melakukan program *online/offline activation* secara internal BRI Life atau kolaborasi dengan *partners* untuk promosi dan memasarkan produk *digital* BRI Life.

PRODUKTIVITAS KANAL ALTERNATE - PRODUK *DIGITAL*

Uraian produktivitas produk *digital* disajikan sebagai berikut.

Tabel Polis – Non BRI *Channel*

Table of Policy – Non BRI Channel

Partner	Tahun 2021 Year 2021						
	Januari January	Februari February	Maret March	April April	Mei May	Juni June	Juli July
Lifepal	11	9	13	5	2	1	1
Qoala	1	-	1	154	1	-	67
Link Aja	9	7	4	6	5	7	8
Pasar Polis	95	115	59	76	65	68	49
Lion Parcel/Mikro Digital	1	-	-	-	4	5	-
Total Polis	**117**	**131**	**77**	**241**	**77**	**81**	**125**

Partner	Tahun 2020 Year 2020						
	Januari January	Februari February	Maret March	April April	Mei May	Juni June	Juli July
Lifepal	4	83	36	96	22	38	22
Qoala	-		3	34	40	10	4
Link Aja	-						
Pasar Polis	-						
Lion Parcel/Mikro Digital	-						
Total Polis	**4**	**83**	**39**	**130**	**62**	**48**	**26**

ALTERNATE CHANNEL STRATEGY - DIGITAL PRODUCT IN 2021

The Alternate Channel strategy in marketing digital products was to as much as possible penetrate digital products to internal and third parties (partners) who could support digital product marketing, which were described as follows:

1. Carrying out collaborative marketing program initiatives to customers and prospective BRI Life customers or partners directly through discount programs or cashback from premium prices.
2. Marketing of BRI Life digital products with a system with partners' products.
3. Coordinating with related parties with end-to-end systems to minimize product after sales process problems and claims made by BRI Life customers or partners.
4. Conducting online/offline activation programs internally for BRI Life or collaborating with partners to promote and market BRI Life digital products.

ALTERNATE CHANNEL PRODUCTIVITY - DIGITAL PRODUCTS

The description of digital product productivity is presented as follows.

(dalam polis/in policy)

	Tahun 2021 Year 2021					Total	Partner
	Agustus August	September September	Oktober October	November November	Desember December		
	-	-	-	-	-	42	Lifepal
	2	24	2	7	-	259	Qoala
	-	-	-	-	-	46	Link Aja
	3	2	-	-	-	532	Market Policy
	-	-	-	-	-	10	Lion Parcel/Mikro Digital
	5	**26**	**2**	**7**	**-**	**889**	**Total Policy**

	Tahun 2020 Year 2020					Total	Partner
	Agustus August	September September	Oktober October	November November	Desember December		
	10	8	3	1	4	327	Lifepal
	4	9	14	8	1	127	Qoala
		3	16	8	14	41	Link Aja
		-	-	-	163	163	Market Policy
		1	-	5	-	6	Lion Parcel/Mikro Digital
	14	**21**	**33**	**22**	**182**	**664**	**Total Policy**

Partner	Pertumbuhan Tahun 2020-2021 (%) 2020-2021 Growth(%)						
	Januari January	Februari February	Maret March	April April	Mei May	Juni June	Juli July
Lifepal	175,00	(89,16)	(63,89)	(94,79)	(90,91)	(97,37)	(95,45)
Qoala	-	-	(66,67)	352,94	(97,50)	-	1.575,00
Link Aja	-	-	-	-	-	-	-
Pasar Polis	-	-	-	-	-	-	-
Lion Parcel/Mikro Digital	-	-	-	-	-	-	-
Total Polis	**2.825,00**	**57,83**	**97,44**	**85,38**	**24,19**	**68,75**	**380,77**

Total polis – Non BRI *Channel* tahun 2021 mencapai 889 polis, meningkat 33,89% dibandingkan dengan tahun 2020 yang mencapai 664 polis, pertumbuhan tersebut terutama berasal dari kontribusi pertumbuhan polis dari *partner* pasar polis yang mencapai 226,38% atau 369 polis.

Grafik Polis – Non BRI *Channel*

Graph of Policy – Non BRI Channel

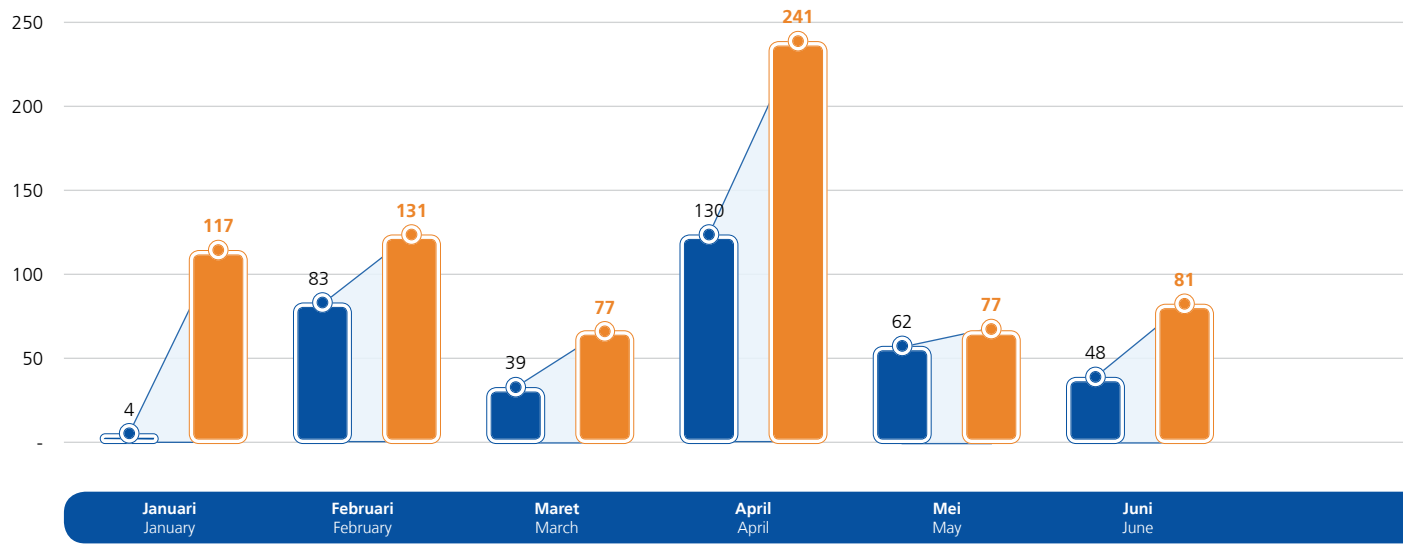

	Pertumbuhan Tahun 2020-2021 (%) 2020-2021 Growth(%)					Total	Partner
	Agustus August	September September	Oktober October	November November	Desember December		
	-	-	-	-	-	(87,16)	Lifepal
	(50,00)	166,67	(85,71)	(12,50)	-	103,94	Qoala
	-	-	-	-	-	12,20	Link Aja
	-	-	-	-	-	226,38	Market Policy
	-	-	-	-	-	66,67	Lion Parcel/Mikro Digital
	(64,29)	**23,81**	**(93,94)**	**(68,18)**	**-**	**33,89**	**Total Policy**

Total policies - Non BRI Channel in 2021 reached 889 policies, an increase of 33.89% compared to 2020 which reached 664 policies, this growth mainly came from the contribution of policy growth from policy market partners which reached 226.38% or 369 policies.

(dalam polis/in policy)

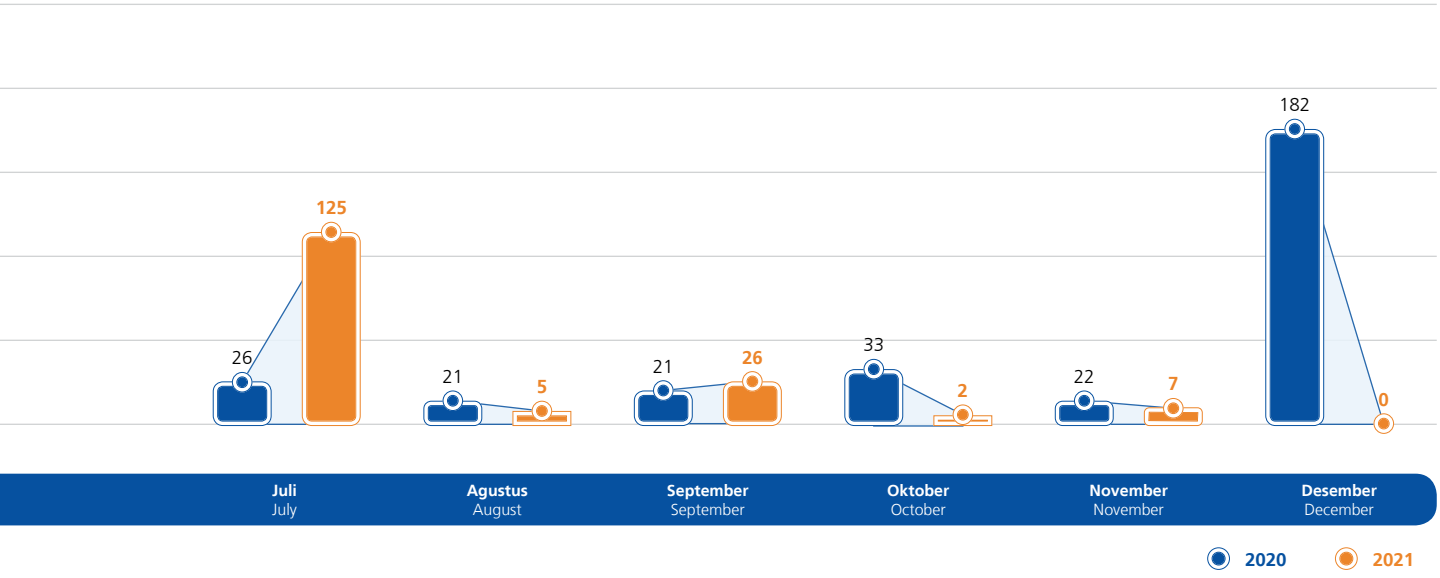

Tabel Premi – Non BRI *Channel*

Table of Premium – Non BRI Channel

Partner	Tahun 2021 Year 2021						
	Januari January	Februari February	Maret March	April April	Mei May	Juni June	Juli July
Lifepal	2.474.000	3.659.000	3.058.000	1.662.000	685.000	293.000	293.000
Qoala	50.000	-	50.000	7.700.000	50.000	-	3.350.000
Link Aja	450.000	430.000	200.000	300.000	290.000	430.000	480.000
Pasar Polis	6.070.000	7.190.000	3.710.000	4.920.000	4.130.000	4.720.000	2.910.000
Lion Parcel/Mikro *Digital*	90.000	-	-	-	240.000	290.000	-
Total Premi	**9.134.000**	**11.279.000**	**7.018.000**	**14.582.000**	**5.395.000**	**5.733.000**	**7.033.000**

Partner	Tahun 2020 Year 2020						
	Januari January	Februari February	Maret March	April April	Mei May	Juni June	Juli July
Lifepal	1.748.000	47.171.000	13.792.000	47.511.000	13.857.000	35.687.000	10.760.000
Qoala	-	-	150.000	1.700.000	2.000.000	500.000	200.000
Link Aja	-	-	-	-	-	-	-
Pasar Polis	-	-	-	-	-	-	-
Lion Parcel/Mikro *Digital*	-	-	-	-	-	-	-
Total Premi	**1.748.000**	**47.171.000**	**13.942.000**	**49.211.000**	**15.857.000**	**36.187.000**	**10.960.000**

Partner	Pertumbuhan Tahun 2020-2021 (%) 2020-2021 Growth(%)						
	Januari January	Februari February	Maret March	April April	Mei May	Juni June	Juli July
Lifepal	41,53	(92,24)	(77,83)	(96,50)	(95,06)	(99,18)	(97,28)
Qoala	-	-	(66,67)	352,94	(97,50)	-	1.575,00
Link Aja	-	-	-	-	-	-	-
Pasar Polis	-	-	-	-	-	-	-
Lion Parcel/Mikro *Digital*	-	-	-	-	-	-	-
Total Premi	**422,54**	**(76,09)**	**(49,66)**	**(70,37)**	**(65,98)**	**(84,16)**	**(35,83)**

(dalam nilai penuh/in full amount)

	Tahun 2021 Year 2021					Total	Partner
	Agustus August	September September	Oktober October	November November	Desember December		
	-	-	-	-	-	12.124.000	Lifepal
	100.000	1.200.000	100.000	350.000	-	12.950.000	Qoala
	-	-	-	-	-	2.580.000	Link Aja
	90.000	180.000	-	-	-	33.920.000	Market Policy
	-	-	-	-	-	620.000	Lion Parcel/Mikro Digital
	190.000	**1.380.000**	**100.000**	**350.000**	**-**	**62.194.000**	**Total Premium**

	Tahun 2020 Year 2020					Total	Partner
	Agustus August	September September	Oktober October	November November	Desember December		
	5.350.000	2.800.000	541.000	464.000	1.037.000	180.718.000	Lifepal
	200.000	450.000	700.000	400.000	50.000	6.350.000	Qoala
	-	150.000	1.040.000	440.000	860.000	2.490.000	Link Aja
	-	-	-	-	10.750.000	10.750.000	Market Policy
	-	50.000	-	290.000		340.000	Lion Parcel/Mikro Digital
	5.550.000	**3.450.000**	**2.281.000**	**1.594.000**	**12.697.000**	**200.648.000**	**Total Premium**

	Pertumbuhan Tahun 2020-2021 (%) 2020-2021 Growth(%)					Total	Partner
	Agustus August	September September	Oktober October	November November	Desember December		
	-	-	-	-	-	(93,29)	Lifepal
	(50,00)	166,67	(85,71)	(12,50)	-	103,94	Qoala
	-	-	-	-	-	3,61	Link Aja
	-	-	-	-	-	215,53	Market Policy
	-	-	-	-	-	82,35	Lion Parcel/Mikro Digital
	(96,58)	**(60,00)**	**(95,62)**	**(78,04)**	**-**	**(68,84)**	**Total Premium**

Grafik Premi – Non BRI *Channel*

Graph of Premium – Non BRI Channel

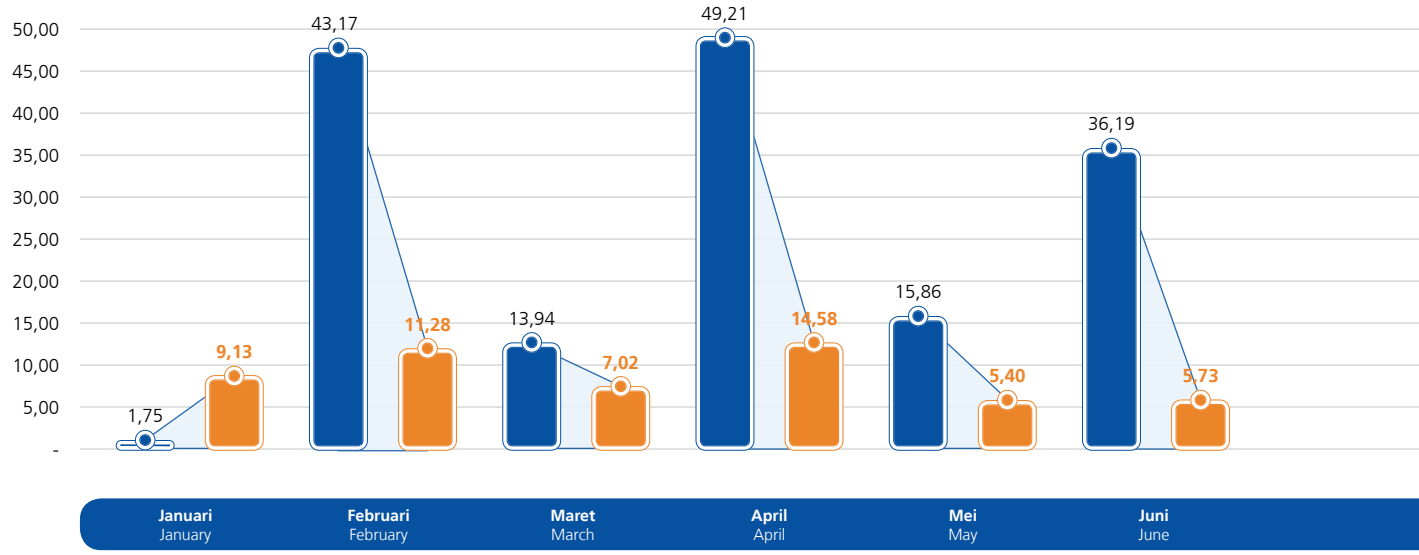

Total premi – Non BRI *Channel* tahun 2021 mencapai Rp62,19 juta, menurun 68,84% dibandingkan dengan tahun 2020 yang mencapai Rp200,64 juta. Hal tersebut disebabkan adanya pengaruh dari kesiapan *back-end* penjualan produk *digital* BRI Life yang belum optimal, sehingga kegiatan pemasaran dan promosi produk digital terkena imbas penurunan. dan belum optimalnya juga mengenai materi promosi yang dilakukan pihak ketiga dan internal BRI Life sehingga produk *digital* belum mendapatkan tempat di masyarakat. Proses kesiapan *end-to-end system* pemasaran produk BRI Life belum optimal sehingga kegiatan *pre-sales* dan *after sales* belum berjalan dengan baik.

Total premium - Non BRI Channel in 2021 reached IDR62.19 million, a decrease of 68.84% compared to 2020 which reached IDR200.64 million. This was due to the influence of the back-end readiness of BRI Life's digital product sales which was not yet optimal, so that marketing and promotion activities for digital products were affected by the decline. In addition, it was also not optimal regarding promotional materials carried out by third parties and internal BRI Life so that digital products did not receive a place in the community. The end-to-end readiness process for BRI Life's product marketing system was not optimal, so pre-sales and after-sales activities were not running well.

Kanal Korporasi

Asuransi Korporasi merupakan salah satu kanal distribusi yang ada di BRI Life yang diharapkan dapat memberikan kontribusi penerimaan premi dan profitabilitas bagi Perusahaan. Produk asuransi korporasi yang dipasarkan tediri dari:

1. **Asuransi Professional Group Health**
   Produk asuransi yang memberikan manfaat asuransi kesehatan seperti manfaat rawat inap, rawat jalan, melahirkan, rawat gigi dan kacamata.
2. **Asuransi Purna Jabatan**
   Produk asuransi yang memberikan manfaat berupa manfaat asuransi jiwa dan kecelakaan diri, manfaat nilai tunai dan manfaaat akhir kontrak kepada pengurus perusahaan atau instansi yang dikaitkan dengan masa jabatan selama periode menjabat.

Coprorate Channel

Corporate Insurance is one of the distribution channels in BRI Life which is expected to contribute to premium revenue and profitability for the Company. The corporate insurance products marketed consist of:

1. **Professional Group Health Insurance**
   An insurance product that provides health insurance benefits such as benefits for inpatient, outpatient, childbirth, dental care and eyeglasses.
2. **Post-Service Insurance**
   An insurance product that provides benefits in the form of life and personal accident insurance benefits, cash value benefits and end-of-contract benefits to the management of the company or agency associated with the term of office during the term of office.

(dalam jutaan/in million)

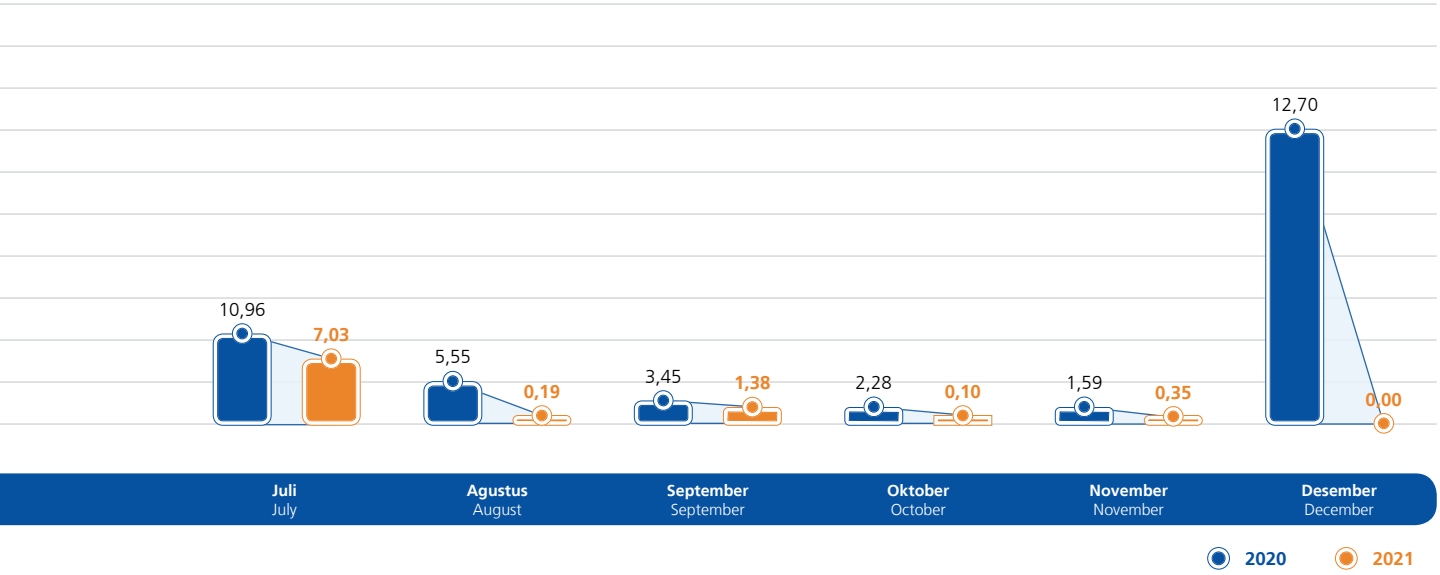

3. **Asuransi Danakarya**
   Produk asuransi yang memberikan manfaat asuransi jiwa dan kecelakaan, manfaat nilai tunai dan manfaat akhir kontrak bagi para karyawan.
4. **Asuransi Jiwa dan Kecelakaan Diri (*Doublecare*)**
   Produk asuransi yang memberikan perlindungan terhadap risiko ekonomis akibat kematian karena kecelakaan, cacat tetap total atau sebagian karena kecelakaan dan kematian bukan akibat kecelakaan bagi para peserta yang merupakan karyawan dari perusahaan atau instansi.
5. **Asuransi Anuitas *Saving***
   Produk asuransi yang memberikan manfaat pembayaran berkala secara bulanan kepada anuitan sampai dengan anuitan meninggal dunia selama saldo dana yang bersangkutan masih tersedia dan pembayaran santunan duka apabila anuitan meninggal dunia.

STRATEGI KANAL KORPORASI TAHUN 2021

Strategi Kanal Korporasi Kanal Korporasi di tahun 2021 adalah sebagai berikut:

1. Penetrasi bisnis kepada perusahaan-perusahaan yang bekerjasama dengan Perusahaan Induk yaitu Bank BRI dengan *scope* pemasaran yang sangat luas.
2. Penetrasi bisnis pada instansi swasta, pemerintahan dan lain lain.
3. Perbaikan *Service Level Agreement* (SLA) pada proses layanan.

3. **Danakarya Insurance**
   An insurance product that provides life and accident insurance benefits, cash value benefits and end-of-contract benefits for employees.
4. **Life and Personal Accident Insurance (Doublecare)**
   An insurance product that provides protection against economic risks due to accidental death, total or partial permanent disability due to accident and non-accidental death for participants who are employees of companies or agencies.
5. **Savings Annuity Insurance**
   An insurance product that provides benefits for periodic payments on a monthly basis to the anuitant until the anuitant dies as long as the balance of the funds concerned is still available and the payment of mourning compensation if the anuitant dies.

CORPORATE CHANNEL STRATEGY IN 2021

The Corporate Channel Corporate Strategy in 2021 is as follows:

1. Business penetration to companies that cooperate with the Parent Company, namely Bank BRI with a very broad marketing scope.
2. Business penetration in private agencies, government and others.
3. Improved Service Level Agreement (SLA) in the service process.

PRODUKTIVITAS KANAL KORPORASI

Melalui 5 (lima) produk di atas bisnis asuransi korporasi telah membukukan premi mencapai Rp1,15 triliun, meningkat 20,10% dibandingkan dengan tahun 2020 yang mencapai Rp961,41 miliar. Peningkatan tersebut terutama berasal dari pertumbuhan premi dari Asuransi Professional Group Health yang mencapai Rp147,39 miliar yang didukung penerapan strategi efektif yang dilakukan Kanal Korporasi di tahun 2021.

CORPORATE CHANNEL PRODUCTIVITY

Through the 5 (five) products above, the corporate insurance business recorded premiums of IDR1.15 trillion, an increase of 20.10% compared to 2020 which reached IDR961.41 billion. The increase mainly came from premium growth from Professional Group Health Insurance which reached IDR147.39 billion, which was supported by the implementation of an effective strategy carried out by the Corporate Channel in 2021.

Tabel Premi Asuransi Korporasi

Table of Corporate Insurance Premium

(dalam jutaan Rupiah/in IDR million)

Keterangan	2021	2020	Pertumbuhan Growth		Description
			Nominal	%	
Asuransi Professional Group Health	585.944	438.558	147.386	33,61	Professional Group Health Insurance
Asuransi Purna Jabatan	286.242	233.765	52.477	22,45	Post-Employment Insurance
Asuransi Danakarya	198.731	217.475	(18.744)	(8,62)	Danakarya Insurance
Asuransi Jiwa dan Kecelakaan Diri (*Doublecare*)	75.205	65.534	9.671	14,76	Life and Personal Accident Insurance (Doublecare)
Asuransi Anuitas *Saving*	8.571	6.078	2.493	41,02	Savings Annuity Insurance
Premi	1.154.693	961.410	193.283	20,10	Premium

Polis Asuransi Korporasi tahun 2021 mencapai 1.070 polis, meningkat 1,81% dibandingkan tahun 2020 yang mencapai 1.051 polis, peningkatan tersebut terutama berasal dari pertumbuhan polis dari Asuransi Professional Group Health yang mencapai 49 polis.

Corporate Insurance Policies in 2021 reached 1,070 policies, an increase of 1.81% compared to 2020 which reached 1,051 policies, the increase mainly came from the growth of policies from Professional Group Health Insurance which reached 49 policies.

Tabel Polis Asuransi Korporasi

Table of Corporate Insurance Policy

(dalam polis/in policy)

Keterangan	2021	2020	Pertumbuhan Growth		Description
			Polis Policy	%	
Asuransi Professional Group Health	337	288	49	17,01	Professional Group Health Insurance
Asuransi Purna Jabatan	292	249	43	17,27	Post-Employment Insurance
Asuransi Danakarya	76	71	5	7,04	Danakarya Insurance
Asuransi Jiwa dan Kecelakaan Diri (*Doublecare*)	359	439	(80)	(18,22)	Life and Personal Accident Insurance (Doublecare)
Asuransi Anuitas *Saving*	6	4	2	50,00	Savings Annuity Insurance
Total	1.070	1.051	19	1,81	Total

Kanal *Agency*

Kanal *Agency* terdiri dari produk konvensional tradisional, produk anuitas, dan produk *unit link* konvensional.

1. **Produk Konvensional Tradisional**
   Prospens, Swakadana II, Dana Dwiguna I, Dana Dwiguna II, Dwiguna IV (ONH), Dana Dwiguna III, Danasiswa III, Bringin Danasiswa, Rawat Jalan, Santunan Harian, Bringin Eksekutif, Biaya Perawatan Medis, Bringin Dwiguna, New Bringin Danasiswa, Prospens Plus Santunan Harian, Prospens Plus Rawat Jalan, Bringin Swakadana, Bringin Eksekutif Seri IV, Bringin Danasiswa Seri I, Bringin Danasiswa Seri II, Bringin Purnadana Seri III, Bringin Investama Seri II, Bringin Eksekutif Seri III, Bringin Dana Rencana Agri I, Bringin Dana Dwiguna Seri V, Bringin Dana Dwiguna Seri VI, Bringin Purnadana Seri II, Bringin Investama Seri I, Bringin Dana Dwiguna Seri VI - Tipe A, Bringin Dana Dwiguna Seri VI - Tipe C, Bringin Dana Dwiguna Seri VI - Tipe B.
2. **Produk Anuitas**
   Bringin Anuitas Plus BRI Tipe 1, Bringin Anuitas Plus BRI Tipe 2, Bringin Anuitas Plus BRI Tipe 3, Bringin Anuitas Dana Pensiun Tipe 1, Brilife Anuitas Plus BRI Tipe 1.
3. **Produk *Unit Link* Konvensional**
   BRILife Link Proteksi, BRILife Link Optima, BRILife Maxi Proteksi.

STRATEGI KANAL AGENCY TAHUN 2021

Adapun prioritas strategi bisnis tahun 2021 yang dilakukan oleh Kanal *Agency* yaitu sebagai berikut:

1. ***Focus on Increasing Market Share***
   a. Melakukan rekrutmen agresif 12-20 *Senior Agency Managers.*
   b. Pemetaan area penetrasi terutama di beberapa titik yang memiliki potensi pasar yang besar namun belum ada agen BRI Life.
2. ***Emphasize Value Instead Price***
   a. Meningkatkan kompetensi agen dan *leader* dengan memperkuat *one on one selling* sebagai konsultan keuangan.
   b. Melakukan program loyalitas pelanggan.
3. ***Segmented Products and Services***
   a. Diferensiasi produk antara semua saluran distribusi dan diversifikasi produk sesuai kebutuhan pasar sasaran keagenan BRI Life.
   b. Sistem *multipayment* yang sesuai dengan kebutuhan pasar sasaran agen BRI Life.
4. ***Self Business Expansion***
   Membuat model baru ekspansi bisnis agensi.

Agency Channel

Agency channels consist of traditional conventional products, annuity products, and conventional unit link products.

1. **Traditional Conventional Products**
   Prospens, Swakadana II, Dwiguna Fund I, Dwiguna II, Dwiguna IV (ONH), Dana Dwiguna III, Danasiswa III, Bringin Danasiswa, Outpatient, Daily Benefits, Executive Bringin, Medical Treatment Costs, Bringin Dwiguna, New Bringin Danasiswa, Prospens Plus Daily Compensation, Prospens Plus Outpatient, Bringin Swakadana, Bringin Executive Series IV, Bringin Danasiswa Series I, Bringin Danasiswa Series II, Bringin Purnadana Series III, Bringin Investama Series II, Bringin Executive Series III, Bringin Dana Agri Plans I, Bringin Dana Dwiguna Series V, Bringin Dwiguna Dana Series VI, Bringin Purnadana Series II, Bringin Investama Series I, Bringin Dana Dwiguna Series VI - Type A, Bringin Dana Dwiguna Series VI - Type C, Bringin Dana Dwiguna Series VI - Type B.
2. **Annuity Products**
   Bringin Annuity Plus BRI Type 1, Bringin Annuity Plus BRI Type 2, Bringin Annuity Plus BRI Type 3, Bringin Annuity Pension Fund Type 1, Brilife Annuity Plus BRI Type 1.
3. **Conventional Unit Link Products**
   BRILife Link Proteksi, BRILife Link Optima, BRILife Maxi Proteksi.

CHANNEL AGENCY STRATEGY IN 2021

The priorities for the 2021 business strategy carried out by Kanal Agency are as follows:

1. **Focus on Increasing Market Share**
   a. Conducting aggressive recruitment of 12-20 Senior Agency Managers.
   b. Mapping the penetration area, especially at several points that have large market potential but there are no BRI Life agents yet.
2. **Emphasize Value Instead Price**
   a. Improving the competence of agents and leaders by strengthening one on one selling as a financial consultant.
   b. Conducting customer loyalty programs.
3. **Segmented Products and Services**
   a. Product differentiation between all distribution channels and product diversification according to the needs of the BRI Life agency's target market.
   b. A multipayment system that suits the needs of the target market for BRI Life agents.
4. **Self Business Expansion**
   Creating a new model of agency business expansion.

PRODUKTIVITAS KANAL AGENCY TAHUN 2021

Uraian produktivitas Kanal Agency disajikan sebagai berikut:

Tabel Polis

Table of Policy

Polis	Tahun 2021 Year 2021						
	Januari January	Februari February	Maret March	April April	Mei May	Juni June	Juli July
Produk Konvensional Tradisional	0	0	0	0	0	0	0
Produk Anuitas	0	0	0	0	0	1	1
Produk *Unit Link* Konvensional	24	64	1.035	810	327	856	328
Total Polis	**24**	**64**	**1.035**	**810**	**327**	**858**	**330**

Polis	Tahun 2020 Year 2020						
	Januari January	Februari February	Maret March	April April	Mei May	Juni June	Juli July
Produk Konvensional Tradisional	0	0	0	0	0	0	0
Produk Anuitas	1	2	13	1	13	8	14
Produk *Unit Link* Konvensional	524	628	686	287	316	585	816
Total Polis	**526**	**632**	**712**	**289**	**342**	**601**	**844**

Polis	Pertumbuhan Tahun 2020-2021 (%) 2020-2021 Growth(%)						
	Januari January	Februari February	Maret March	April April	Mei May	Juni June	Juli July
Produk Konvensional Tradisional	-	-	-	-	-	-	-
Produk Anuitas	(100,00)	(100,00)	(100,00)	(100,00)	(100,00)	(87,50)	(92,86)
Produk *Unit Link* Konvensional	(95,42)	(89,81)	50,87	182,23	3,48	46,32	(59,80)
Total Polis	**(95,44)**	**(89,87)**	**45,37**	**180,28**	**(4,39)**	**42,76**	**(60,90)**

Total polis tahun 2021 mencapai 4.886 polis, menurun 45,18% dibandingkan dengan tahun 2020 yang mencapai 8.912 polis. Hal tersebut antara lain dipengaruhi:

- Dampak pandemi COVID-19 sehingga mengakibatkan *active ratio agen* hanya sebesar 20%. Pemerintah menerapkan PPKM Darurat di hampir seluruh wilayah di Indonesia yang membatasi mobilitas dan aktivitas warga PPKM Darurat menyebabkan agen penjualan tidak dapat bertemu dengan pelanggan secara fisik maupun sebaliknya.
- Perubahan pada struktur organisasi tenaga penjualan menjadi 3 *layer* dari sebelumnya 4 *layer*.
- Perubahan skema kompensasi berupa bonus royalti, persistensi, *promotion* dan *development* untuk tenaga penjualan yang sesuai dengan alokasi produk.

CHANNEL AGENCY PRODUCTIVITY IN 2021

The description of Kanal Agency productivity is presented as follows:

(dalam polis/in Policy)

	Tahun 2021 Year 2021					Total	Policy
	Agustus August	September September	Oktober October	November November	Desember December		
	0	0	0	0	0	0	Traditional Conventional Products
	1	2	0	0	2	7	Annuity Products
	294	406	241	322	165	4.872	Conventional Unit Link Products
	296	**410**	**241**	**322**	**169**	**4.886**	**Total Policy**

	Tahun 2020 Year 2020					Total	Policy
	Agustus August	September September	Oktober October	November November	Desember December		
	0	0	0	0	0	0	Traditional Conventional Products
	10	6	1	5	0	74	Annuity Products
	916	1.194	875	961	976	8.764	Conventional Unit Link Products
	936	**1.206**	**877**	**971**	**976**	**8.912**	**Total Policy**

	Pertumbuhan Tahun 2020-2021 (%) 2020-2021 Growth(%)					Total	Policy
	Agustus August	September September	Oktober October	November November	Desember December		
	-	-	-	-	-	-	Traditional Conventional Products
	(90,00)	(66,67)	(100,00)	(100,00)	-	(90,54)	Annuity Products
	(67,90)	(66,00)	(72,46)	(66,49)	(83,09)	(44,41)	Conventional Unit Link Products
	(68,38)	**(66,00)**	**(72,52)**	**(66,84)**	**(82,68)**	**(45,18)**	**Total Policy**

Total policies in 2021 reached 4,886 policies, a decrease of 45.18% compared to 2020 which reached 8,912 policies. This was influenced by:

- The impact of the COVID-19 pandemic resulted in an active agent ratio of only 20%. The government implemented Emergency PPKM in almost all regions in Indonesia which limited the mobility and activities of Emergency PPKM residents causing sales agents to meet customers physically or vice versa.
- Changes in the organizational structure of the sales force to 3 layers from the previous 4 layers.
- Changes to the compensation scheme in the form of royalty, persistence, promotion and development bonuses for salespeople in accordance with product allocation.

Tabel *Annualised New Premium* (ANP)
Table of Policy

ANP	Tahun 2021 Year 2021						
	Januari January	Februari February	Maret March	April April	Mei May	Juni June	Juli July
Produk Konvensional Tradisional	-	-	-	-	-	-	-
Produk Anuitas	-	-	-	-	-	-	-
Produk *Unit Link* Konvensional	123	290	5.084	3.619	1.492	4.013	1.414
Total ANP	**123**	**290**	**5.084**	**3.619**	**1.492**	**4.013**	**1.414**

ANP	Tahun 2020 Year 2020						
	Januari January	Februari February	Maret March	April April	Mei May	Juni June	Juli July
Produk Konvensional Tradisional	-	-	-	-	-	-	-
Produk Anuitas	78	101	1.039	150	1.170	747	1.262
Produk *Unit Link* Konvensional	2.219	2.844	2.620	1.003	1.278	2.421	3.449
Total ANP	**2.297**	**2.945**	**3.659**	**1.153**	**2.448**	**3.168**	**4.711**

ANP	Pertumbuhan Tahun 2020-2021 (%) 2020-2021 Growth(%)						
	Januari January	Februari February	Maret March	April April	Mei May	Juni June	Juli July
Produk Konvensional Tradisional	-	-	-	-	-	-	-
Produk Anuitas	(100,00)	(100,00)	(100,00)	(100,00)	(100,00)	(100,00)	(100,00)
Produk *Unit Link* Konvensional	(94,46)	(89,81)	94,03	260,76	16,81	65,74	(59,00)
Total ANP	**(94,65)**	**(90,16)**	**38,92**	**213,84**	**(39,04)**	**26,66**	**(69,99)**

Total ANP tahun 2021 mencapai Rp25,13 miliar, menurun 41,49% dibandingkan dengan tahun 2020 yang mencapai Rp42,95 miliar. Penurunan ANP tersebut sejalan dengan penurunan polis dari Kanal Agency sebesar 45,18%.

(dalam jutaan Rupiah/in IDR million)

	Tahun 2021 Year 2021					Total	ANP
	Agustus August	September September	Oktober October	November November	Desember December		
	-	-	-	-	-	-	Traditional Conventional Products
	-	-	-	-	-	-	Annuity Products
	1.653	2.666	1.191	2.268	1.316	25.128	Conventional Unit Link Products
	1.653	**2.666**	**1.191**	**2.268**	**1.316**	**25.128**	**Total ANP**

	Tahun 2020 Year 2020					Total	ANP
	Agustus August	September September	Oktober October	November November	Desember December		
	-	-	-	-	-	-	Traditional Conventional Products
	760	425	110	420	-	6.263	Annuity Products
	3.661	4.993	3.646	3.985	4.568	36.686	Conventional Unit Link Products
	4.421	**5.418**	**3.756**	**4.405**	**4.568**	**42.950**	**Total ANP**

	Pertumbuhan Tahun 2020-2021 (%) 2020-2021 Growth(%)					Total	ANP
	Agustus August	September September	Oktober October	November November	Desember December		
	-	-	-	-	-	-	Traditional Conventional Products
	(100,00)	(100,00)	(100,00)	(100,00)	-	(100,00)	Annuity Products
	(54,85)	(46,59)	(67,34)	(43,10)	(71,20)	(31,51)	Conventional Unit Link Products
	(62,61)	**(50,78)**	**(68,30)**	**(48,53)**	**(71,20)**	**(41,49)**	**Total ANP**

Total ANP in 2021 reached IDR25.13 billion, a decrease of 41.49% compared to 2020 which reached IDR42.95 billion. The decrease in ANP was in line with the decrease in policies from Kanal Agency by 45.18%.

Tabel *Gross Written Premium* (GWP)
Table of Gross Written Premium (GWP)

GWP	Tahun 2021 Year 2021						
	Januari January	Februari February	Maret March	April April	Mei May	Juni June	Juli July
Produk Konvensional Tradisional	5.922	5.322	6.401	5.880	5.998	5.781	5.946
Produk Anuitas	-	-	-	-	-	1.500	725
Produk *Unit Link* Konvensional	628	2.619	1.522	825	1.548	1.751	4.814
Total GWP	**6.550**	**7.941**	**7.923**	**6.705**	**7.546**	**9.032**	**11.485**

GWP	Tahun 2020 Year 2020						
	Januari January	Februari February	Maret March	April April	Mei May	Juni June	Juli July
Produk Konvensional Tradisional	7.182	6.725	7.604	7.024	6.606	7.482	7.681
Produk Anuitas	783	1.008	10.393	1.500	11.704	7.471	12.619
Produk *Unit Link* Konvensional	7.172	6.695	7.262	7.046	7.313	8.160	7.454
Total GWP	**15.138**	**14.428**	**25.260**	**15.570**	**25.624**	**23.114**	**27.755**

GWP	Pertumbuhan Tahun 2020-2021 (%) 2020-2021 Growth(%)						
	Januari January	Februari February	Maret March	April April	Mei May	Juni June	Juli July
Produk Konvensional Tradisional	(17,55)	(20,87)	(15,83)	(16,29)	(9,20)	(22,74)	(22,59)
Produk Anuitas	(100,00)	(100,00)	(100,00)	(100,00)	(100,00)	(79,92)	(94,25)
Produk *Unit Link* Konvensional	(91,24)	(60,88)	(79,04)	(88,29)	(78,84)	(78,54)	(35,42)
Total GWP	**(56,73)**	**(44,96)**	**(68,63)**	**(56,94)**	**(70,55)**	**(60,92)**	**(58,62)**

Total GWP tahun 2021 mencapai Rp106,57 miliar, menurun 55,52% dibandingkan dengan tahun 2020 yang mencapai Rp239,62 miliar. Penurunan tersebut sejalan dengan penurunan polis dari Kanal Agency yang terdampak dari pandemi COVID-19.

(dalam jutaan Rupiah/in IDR million)

	Tahun 2021 Year 2021					Total	GWP
	Agustus August	September September	Oktober October	November November	Desember December		
	5.301	5.282	5.240	4.695	5.231	66.997	Traditional Conventional Products
	3.061	6.107	-	-	2.098	13.492	Annuity Products
	3.537	1.422	4.044	3.374	-	26.083	Conventional Unit Link Products
	11.899	**12.811**	**9.284**	**8.068**	**7.329**	**106.572**	**Total GWP**

	Tahun 2020 Year 2020					Total	GWP
	Agustus August	September September	Oktober October	November November	Desember December		
	7.110	6.675	6.306	6.295	6.091	82.782	Traditional Conventional Products
	7.601	4.250	1.102	4.202	-	62.634	Annuity Products
	7.371	10.553	7.280	7.779	10.117	94.204	Conventional Unit Link Products
	22.081	**21.478**	**14.689**	**18.276**	**16.208**	**239.620**	**Total GWP**

	Pertumbuhan Tahun 2020-2021 (%) 2020-2021 Growth(%)					Total	GWP
	Agustus August	September September	Oktober October	November November	Desember December		
	(25,44)	(20,87)	(16,91)	(25,41)	(14,13)	(19,07)	Traditional Conventional Products
	(59,72)	43,69	(100,00)	(100,00)	-	(78,46)	Annuity Products
	(52,02)	(86,52)	(44,45)	(56,63)	(100,00)	(72,31)	Conventional Unit Link Products
	(46,11)	**(40,35)**	**(36,80)**	**(55,85)**	**(54,78)**	**(55,52)**	**Total GWP**

Total GWP in 2021 reached IDR106.57 billion, a decrease of 55.52% compared to 2020 which reached IDR239.62 billion. This decrease was in line with the decrease in policies from Kanal Agency which were affected by the COVID-19 pandemic.

Pendapatan Segmen Konvensional

Uraian pendapatan segmen konvensional disajikan sebagai berikut.

Conventional Segment Revenue

The description of conventional segment revenue is presented as follows.

Tabel Pendapatan Segmen
Table of Revenue Segment

(dalam jutaan Rupiah/in IDR million)

Keterangan	2021	2020	Pertumbuhan Growth		Description
			Nominal	%	
Pendapatan Segmen Konvensional	6.795.365	5.912.787	882.578	14,93	Conventional Segment Revenue

Pendapatan segmen komvensional tahun 2021 mencapai Rp6,80 triliun, meningkat 14,93% dibandingkan tahun 2020 yang mencapai Rp5,91 triliun. Peningkatan tersebut terutama disebabkan kenaikan pada premi *unit link* sebesar Rp570 miliar, kenaikan hasil investasi sebesar Rp167 miliar, serta kenaikan *rebate fee* sebesar Rp11 miliar.

Revenue from the conventional segment in 2021 reached IDR6.80 trillion, an increase of 14.93% compared to 2020 which reached IDR5.91 trillion. The increase was mainly due to an increase in unit link premiums of IDR570 billion, an increase in investment returns of IDR167 billion, and an increase in rebate fees of IDR11 billion.

Profitabilitas Segmen Konvensional

Uraian profitabilitas segmen konvensional disajikan sebagai berikut.

Conventional Segment Profitability

The description of the profitability of the conventional segment is presented as follows.

Tabel Profitabilitas Segmen
Table of Profitability Segment

(dalam jutaan Rupiah/in IDR million)

Keterangan	2021	2020	Pertumbuhan Growth		Description
			Nominal	%	
Laba Bersih Segmen Konvensional	117.539	32.463	85.076	262,07	Conventional Segment Net Profit

Laba bersih segmen komvensional tahun 2021 mencapai Rp117,54 miliar, meningkat 262,07% dibandingkan tahun 2020 yang mencapai Rp32,46 miliar. Hal tersebut secara umum disebabkan kenaikan total beban sebesar Rp807 miliar di tahun 2021 dibandingkan tahun 2020 yang dapat ditutupi oleh kenaikan total pendapatan sebesar Rp884 miliar di tahun 2021 dibandingkan tahun 2020.

The net profit of the conventional segment in 2021 reached IDR117.54 billion, an increase of 262.07% compared to 2020 which reached IDR32.46 billion. This was generally due to an increase in total expenses of IDR807 billion in 2021 compared to 2020 which could be covered by an increase in total revenue of IDR884 billion in 2021 compared to 2020.

Syariah

Segmen usaha syariah terbagi ke dalam dua bagian, yakni Individual dan Korporasi. Keduanya memiliki produk yang ditujukan untuk memenuhi kebutuhan tiap-tiap nasabah. Seluruh bagian tersebut merupakan layanan lengkap BRI Life untuk untuk segmen syariah

Sharia

The sharia business segment was divided into two parts, namely Individual and Corporate both had products aimed at meeting the needs of each customer. All of these parts are BRI Life's complete services for the sharia segment

Penjelasan Segmen Syariah

Seperti halnya segmen konvensional, segmen usaha syariah terdiri dari dua bagian yakni Individu dan Korporasi. Masing-masing bagian usaha memiliki produk sesuai dengan kebutuhan dan profil risiko nasabah. Produk-produk tersebut dibagi menjadi produk utama dan produk *rider*/tambahan, yang melalui beragam *channel*, mulai dari *corporate sales, agency, direct marketing*, dan *bancassurance*.

Pada tahun 2021, Unit Syariah memiliki produk unggul dan kompetitif yaitu Proteksi Fitrah Sejahtera (PROFITERA). Produk asuransi ini menggabungkan tabungan, asuransi jiwa dan asuransi kecelakaan diri, dimana terdapat *rider* yang sifatnya optional, atau dapat ditambahkan, berupa uang santunan apabila peserta mengalami risiko penyakit kritis dan cacat tetap total akibat sakit ataupun kecelakaan dengan nomor izin produk S-261/NB.213//2020 3 November 2020.

Beberapa layanan pada segmen ini, antara lain aplikasi *digital* "*My Life Syariah*" untuk distribusi pemasaran asuransi mikro Prisma Tera Syariah. Kemudian layanan aplikasi untuk nasabah ritel yakni "*My Customer Syariah*" dan aplikasi *entry* data Surat Permohonan Asuransi Jiwa Syariah (SPAJ) secara online.

Selain itu, BRI Life juga mengandalkan produk Davestera Optima Syariah untuk penjualan segmen usaha syariah. Keunggulan produk ini memiliki jaminan pengembangan nilai investasi selama jangka waktu satu tahun dan memiliki masa perlindungan atas risiko meninggal dunia atau cacat tetap total karena kecelakaan dengan jangka waktu lima tahun. Davestera Optima Syariah dipasarkan ke seluruh nasabah BRI dengan minimum kontribusi sebesar Rp15 juta.

Strategi Segmen Syariah

BRI Life unit syariah memiliki perencanaan strategis untuk memperkuat pondasi *strengthening foundation*, untuk mencapai tujuan tersebut unit syariah BRI Life merumuskan arah kebijakan sebagai berikut:

1. Menciptakan distribusi pemasaran yang kokoh, penguatan layanan serta pengembangan produk yang sesuai kebutuhan pada masing-masing distribusi pemasaran tersebut.
2. Percepatan pengembangan teknologi informasi yang mendukung integrasi data dan mampu merealisasikan transformasi *digital*.
3. Meningkatkan *human capital* yang memiliki budaya *performance driven* dan inovasi.

Rencana pengembangan produk yang akan dilakukan BRI Life untuk tahun mendatang sejalan dengan rencana perusahaan yang ingin meningkatkan penetrasi ke nasabah Bank BRI. Peningkatan penetrasi yakni ditujukan untuk segmen prioritas, ritel, mikro, ultra mikro dan korporasi. Pengembangan produk

Sharia Segment Explanation

Like the conventional segment, the sharia business segment consists of two parts, namely individuals and corporations. Each business division has products according to customer needs and risk profiles. These products are divided into main products and rider/additional products, through various channels, ranging from corporate sales, agency, direct marketing, and bancassurance.

In 2021, the Sharia Unit issued a new product, namely Proteksi Fitrah Sejahtera (PROFITERA). This insurance product combines savings, life insurance and personal accident insurance, where there are riders who are optional, or can be added, in the form of compensation if participants experience the risk of critical illness and total permanent disability due to illness or accident with product license number S-261/NB.213//2020 November 3, 2020

Some of the services in this segment include the digital application "My Life Syariah" for marketing distribution of the Prisma Tera Syariah micro insurance. Then the application services for retail customers are "My Customer Syariah" and the online application for data entry of the Islamic Life Insurance Application Letter (SPAJ).

In addition, BRI Life also relies on Davestera Optima Syariah products for sales of the sharia business segment. The advantage of this product is that it guarantees the development of investment value for a period of one year and has a period of protection against the risk of death or total permanent disability due to an accident with a period of five years. Davestera Optima Syariah is marketed to all BRI customers with a minimum contribution of IDR15 million.

Sharia Segment Strategy

The BRI Life sharia unit had a strategic plan to strengthen the strengthening foundation, to achieve this goal, the BRI Life sharia unit formulated the following policy directions:

1. Creating a solid marketing distribution, strengthening services and developing products according to the needs of each of these marketing distributions.
2. Acceleration of information technology development that supports data integration and is able to realize digital transformation.
3. Improving human capital that has a culture of performance driven and innovation.

The product development plan that would be carried out by BRI Life for the coming year was in line with the company's plan to increase penetration to BRI Bank customers. The increase in penetration was aimed at the priority segments, retail, micro, ultra micro and corporate. The development of this new product

baru ini akan disesuaikan dengan jenis kebutuhan asuransi dari setiap karakteristik nasabah disetiap segmen. Produk-produk *unit link* yang sudah dimiliki oleh Perusahaan akan disesuaikan dengan rancangan peraturan otoritas jasa keuangan tentang produk *unit link*.

Strategi yang diterapkan untuk pengembangan produk BRI Life yaitu penyesuaian produk sesuai dengan kebutuhan nasabah, penciptaan produk yang sederhana yang akan dijual melalui agen ataupun *digital*, produk baru tersedia tepat waktu dan sesuai dengan target penjualan, *monitoring* kinerja ataupun profitabilitas produk baru maupun lama terkait dengan *Annual Premium Equivalent* (APE), *Value of New Business* (VNB) dan experience *studies*. Adapun rencana strategis untuk mendukung hal tersebut adalah melalui perluasan produk asuransi kesehatan syariah, kerjasama *bancassurance*, *digital mobile banking development*, fokus pada pegawai, *increase micro financing business*, pengembangan jalur distribusi pemasaran, pengembangan produk serta meningkatkan dukungan dan perluasan layanan syariah.

Untuk rencana jangka panjang BRI Life unit syariah fokus menyelesaikan amanat undang-undang, yakni menuju *spin off* dengan batas akhir tahun 2024, tahapan yang dilakukan pada awal tahun 2024 adalah mengembalikan ijin unit usaha syariah sehingga pada pertengahan tahun 2024 perusahaan asuransi syariah yang didirikan oleh BRI Life telah menjadi perusahaan mandiri yang terpisah dari induk BRI Life, pondasi yang telah dibangun pada tahun-tahun sebelumnya menjadikan pijakan kuat menapaki era baru BRI Life Syariah menuju *world class takaful* pada tahun 2025.

Produktivitas Segmen Syariah

Uraian produktivitas segmen syariah disajikan sebagai berikut.

Individual

Masing-masing bagian usaha memiliki produk sesuai dengan kebutuhan dan profil risiko nasabah. Produk tersebut dibagi menjadi produk utama dan produk *rider*/tambahan, yang melalui beragam *channel*, mulai dari *corporate sales*, *agency*, *direct marketing*, dan *bancassurance*. Adapun penjelasan masing-masing produk adalah sebagai berikut:

1. **Asuransi Individu BRI Life Link Proteksi Syariah**
   Produk ini merupakan produk *unit link* yang memberikan kombinasi manfaat perlindungan asuransi jiwa berupa asuransi kematian (*term insurance*), asuransi kecelakaan dan asuransi bebas premi dasar berkala, serta pilihan investasi yang memberikan keleluasaan dalam penempatan dana investasi sehingga dapat mengoptimalkan hasil investasi sesuai dengan

was adjusted to the type of insurance needs of each customer characteristic in each segment. Unit link products that were already owned by the Company would be adjusted to the draft regulation of the financial services authority regarding unit link products.

The strategies implemented for the development of BRI Life products were product adjustments according to customer needs, the creation of simple products that would be sold through agents or digitally, new products available on time and in accordance with sales targets, monitoring the performance or profitability of new and old products related to the Annual Premium Equivalent (APE), Value of New Business (VNB) and experience studies. The strategic plan to support this was through the expansion of sharia health insurance products, bancassurance cooperation, digital mobile banking development, focus on employees, increase in micro financing business, development of marketing distribution channels, product development and increasing support and expansion of sharia services.

For the long-term plan, BRI Life's sharia unit focused on completing the mandate of the law, namely towards a spin off with a deadline of 2024; the stages carried out in early 2024 were to restore the sharia business unit's license so that by mid-2024 the sharia insurance company established by BRI Life had become an independent company separated from the parent BRI Life, the foundation that had been built in previous years provided a strong foothold in treading a new era of BRI Life Syariah towards world class takaful in 2025.

Sharia Segment Productivity

The description of the productivity of the sharia segment is presented as follows.

Individual

Each part of the business had a product according to the needs and risk profile of the customer. These products were divided into main products and rider/additional products, through various channels, ranging from corporate sales, agency, direct marketing, and bancassurance. The explanation of each product is as follows:

1. **Individual BRI Life Link Proteksi Sharia Insurance**
   This product is a unit link product that provides a combination of life insurance protection benefits in the form of term insurance, accident insurance and basic periodic premium-free insurance, as well as investment option that provides flexibility in the placement of investment funds that optimize investment returns in line with the individual risk profile.

profil risiko yang dimiliki masing-masing individu. Asuransi BRI Life Link Proteksi Syariah dipasarkan melalui jalur distribusi *agency* dengan fasilitas cara pembayaran kontribusi secara *reguler* (tahunan, semesteran, triwulanan, dan bulanan).

2. **Asuransi Individu BRI Life Link Optima Syariah**
   Produk asuransi BRI Life Link Optima Syariah memberikan kombinasi manfaat perlindungan asuransi jiwa berupa asuransi kematian (*term insurance*) dan asuransi kecelakaan serta pilihan investasi yang memberikan keleluasaan dalam penempatan dana investasi. Dengan demikian, dapat mengoptimalkan hasil investasi sesuai dengan profil risiko yang dimiliki masing- masing individu. Pembayaran kontribusi Link Optima Syariah dibayarkan secara tunggal atau sekaligus dan dipasarkan melalui jalur distribusi *agency*.
3. **Asuransi Mikro AM Prisma Tera Syariah**
   Merupakan program asuransi mikro syariah dari BRI Life yang memberikan perlindungan kecelakaan, kesehatan dan meninggal dunia.
4. **Asuransi Individu Davestera Optima Syariah**
   Merupakan produk asuransi unit link yang memberikan manfaat proteksi dan investasi yang optimal dengan pembayaran kontribusi secara sekaligus sesuai prinsip-prinsip syariah. Produk ini dilengkapi dengan berbagai asuransi tambahan (*rider*) yang dapat dipilih sesuai kebutuhan.
5. **Asuransi Individu Purnadana Syariah**
   Produk asuransi yang dirancang khusus untuk memberikan perlindungan asuransi jiwa dan kecelakaan sekaligus tersedianya dana selama masa asuransi.

   Produk asuransi ini merupakan gabungan antara asuransi jiwa, asuransi kecelakaan diri dan tabungan dengan pilihan manfaat tambahan, yaitu berupa asuransi bebas kontribusi apabila peserta mengalami cacat tetap total akibat sakit maupun kecelakaan atau mengidap penyakit kritis. Produk ini dirancang khusus untuk memberikan perlindungan asuransi jiwa dan kecelakaan, sekaligus menjamin kepastian tersedianya dana saat akhir kontrak, yakni saat peserta berusia 80 tahun.
6. **Asuransi Individu Investama Syariah**
   Produk asuransi gabungan antara proteksi meninggal dunia dan tabungan dengan pilihan manfaat tambahan berupa meninggal dunia akibat kecelakaan, cacat tetap total akibat sakit maupun kecelakaan, mengidap penyakit kritis dan santunan harian rawat inap.
7. **Asuransi Individu Danasiswa Syariah**
   Produk asuransi jiwa yang dirancang khusus untuk tersedianya dana pendidikan bagi putra putri yang direncanakan sejak dini. Asuransi ini gabungan antara proteksi dan tabungan serta memiliki manfaat tambahan berupa perlindungan terhadap risiko meninggal dunia, cacat tetap total, penyakit kritis, dan kecelakaan yang dikelola dengan prinsip-prinsip syariah.

BRI Life Link Proteksi Syariah insurance is marketed through distribution agency channel with regular contribution payment methods (annual, semester, quarterly and monthly).

2. **Individual BRI Life Link Optima Sharia Insurance**
   BRI Life Link Optima Syariah insurance product provides a combined life insurance protection benefits in the form of term and accident insurance as well as investment option that provides flexibility in the placement of investment funds. Therefore, it can optimize investment returns according to each individual's risk profile. Payment of Link Optima Syariah contributions is paid singly or all at once and is marketed through distribution agency' channels.
3. **Micro AM Prisma Tera Sharia Insurance**
   It is a sharia micro insurance program from BRI Life that provides accident, health and death protection.
4. **Individual Davestera Optima Sharia Insurance**
   It is a unit-linked insurance product that provides optimal protection and investment benefits using lump sum payment system in accordance with sharia principles. This insurance product comes with a variety of insurance riders to best suit the needs.
5. **Individual Purnadana Sharia Insurance**
   Insurance product specifically designed to provide life and accident insurance protection as well as the availability of funds during the insurance period.

   Purnadana Syariah products are a combination of life insurance, personal accident insurance and savings insurance with an additional benefits, in the form of contribution-free insurance if participants experience permanent total disability due to illness or accident or suffer from critical illness. This product is specifically designed to provide life and accident insurance protection, while ensuring the certainty of the availability of funds at the end of the contract, ie when the participant is 80 years old.
6. **Individual Investama Sharia Insurance**
   A combined insurance product between death protection and savings, with the choice of additional benefits in the form of death due to accident, total permanent disability due to illness or accident, suffering from critical illness and daily hospitalization compensation.
7. **Individual Danasiswa Sharia Insurance**
   A life insurance product that is specifically designed to provide education funds for children who are planned from an early age. This insurance is a combination of protection and savings and has additional benefits in the form of protection against the risk of death, total permanent disability, critical illness, and accidents which are managed according to sharia principles.

8. **Asuransi Proteksi Fitrah Sejahtera (PROFITERA)**
   PROFITERA merupakan produk asuransi gabungan antara tabungan, asuransi jiwa dan asuransi kecelakaan diri dimana terdapat rider yang sifat nya optional yang dapat ditambahkan berupa uang santunan apabila peserta mengalami risiko penyakit kritis dan cacat tetap total akibat sakit ataupun kecelakaan. PROFITERA dipasarkan melalui jalur agen asuransi dan *bancassurance*, dipasarkan dalam mata uang rupiah dengan fasilitas cara pembayaran kontribusi secara *reguler* (tahunan, semesteran, triwulanan dan bulanan) dan tunggal/ sekaligus.

8. **Proteksi Fitrah Sejahtera (PROFITERA) Insurance**
   PROFITERA is a combined insurance product between savings, life insurance and personal accident insurance in which there is an optional rider that can be added in the form of compensation money if the participant experiences a risk of critical illness and total permanent disability due to illness or accident. PROFITERA is marketed through insurance agents and bancassurance, marketed in rupiah currency with regular (annual, semi-annual, quarterly and monthly) and single/ contribution payment facilities.

PRODUKTIVITAS SEGMEN SYARIAH - INDIVIDUAL

Uraian produktivitas segmen syariah – individual disajikan sebagai berikut.

SHARIA SEGMENT PRODUCTIVITY - INDIVIDUAL

The description of the productivity of the sharia – individual segment is presented as follows.

Tabel Polis Asuransi Segmen Syariah - Individual

Table of Sharia Segment Insurance Policy - Individual

(dalam polis/in policy)

Keterangan	2021	2020	Pertumbuhan Growth		Description
			Polis Policy	%	
Asuransi Brilife-Link Optima Syariah	32	51	(19)	(37,25)	Brilife-Link Optima Sharia Insurance
Asuransi Brilife-Link Proteksi Syariah	5.529	13.886	(8.357)	(60,18)	Brilife-Link Proteksi Sharia Insurance
Asuransi Davestera Optima Syariah	1	1	-	-	Davestera Optima Sharia Insurance
Asuransi Jiwa Syariah Proteksi Fitrah Sejahtera (Profitera)	251	-	251	100,00	Jiwa Syariah Proteksi Fitrah Sejahtera (Profitera) Insurance
Bringin Danasiswa Syariah	208	364	(156)	(42,86)	Bringin Danasiswa Sharia
Bringin Investama Syariah	6	47	(41)	(87,23)	Bringin Investama Sharia
Bringin Purnadana Syariah	887	3.701	(2.814)	(76,03)	Bringin Purnadana Sharia
Total	**6.914**	**18.050**	**(11.136)**	**(61,70)**	**Total**

Total polis asuransi segmen syariah-individual tahun 2021 mencapai 6.914 polis, turun 61,70% dibandingkan tahun 2020 yang mencapai 18.050 polis. Adapun yang melatarbelakangi penurunan jumlah polis disebabkan hal-hal berikut ini:

1. Adanya data *breach* IT di bulan Juli 2021
2. Kebijakan *sifting* proporsi produk syariah ke konvensional
3. Kondisi pandemi COVID-19 varian delta yang terjadi, sehingga Pemerintah mengambil sikap untuk menerapkan PPKM Darurat untuk Jawa dan Bali menekan penularan virus.
4. Kondisi krisis ekonomi yang merupakan dampak dari diperketatnya mobilisasi masyarakat.

The total sharia-individual segment insurance policies in 2021 reached 6,914 policies, a decrease of 61.70% compared to 2020 which reached 18,050 policies. The reasons behind the decrease in the number of policies were caused by the following:

1. There was an IT data breach in July 2021
2. The policy of shifting the proportion of sharia products to conventional
3. The condition of the delta variant of the COVID-19 pandemic that occurred, so that the Government took a stance to implement Emergency PPKM for Java and Bali to suppress the transmission of the virus.
4. The condition of the economic crisis which became the impact of the tightened community mobilization.

Korporasi

Produk dan jasa yang ditawarkan di segmen usaha korporasi atau kumpulan pada unit syariah ada enam produk, yakni Ajisaka Prima Syariah, Ajisaka Madya Syariah, Ekawarsa Korporasi Syariah, Dana Karya Syariah, Asuransi Kesehatan, Purna Jabatan Syariah. Produk-produk ini dirancang untuk memenuhi kebutuhan kumpulan/korporasi dengan prinsip-prinsip Syariah.

Berikut adalah uraian penjelasan masing-masing produk Segmen Usaha Syariah – Korporasi:

1. **Asuransi Pembiayaan Ajisaka Prima Syariah**
   Produk pembiayaan syariah yang dipasarkan secara kumpulan/korporasi khususnya bagi nasabah perbankan syariah. Produk ini terbagi dalam lima jenis, yakni:

   a. Ajisakaprima Syariah dengan Manfaat Tetap
   b. Ajisakaprima Syariah dengan Manfaat Menurun Tahunan
   c. Ajisakaprima Syariah dengan Manfaat Menurun Semesteran
   d. Ajisakaprima Syariah dengan Manfaat Menurun Triwulanan
   e. Ajisakaprima Syariah dengan Manfaat Menurun Bulanan
2. **Asuransi Pembiayaan Ajisaka Madya Syariah**
   Produk asuransi kumpulan/korporasi yang dirancang untuk kepenringan pemegang polis selaku pemberi pinjaman kepada peserta utama, sehingga apabila peserta utama atau pasangannya atau kedua-duanya meninggal dunia maka sisa pinjaman pada tanggal meninggal tersebut dapat dilunasi dengan manfaat asuransi produk ini.

   Produk ini terbagi dalam lima jenis, yaitu:
   a. Ajisakamadya syariah dengan Manfaat Tetap
   b. Ajisakamadya syariah dengan Manfaat Menurun Tahunan
   c. Ajisakamadya syariah dengan Manfaat Menurun Semesteran
   d. Ajisakamadya syariah dengan Manfaat Menurun Triwulanan
   e. Ajisakamadya syariah dengan Manfaat Menurun Bulanan.
3. **Asuransi Ekawarsa Korporasi Syariah**
   Produk Asuransi Jiwa dan Kecelakaan Ekawarsa Syariah adalah produk asuransi jiwa dan asuransi kecelakaan yang dijual secara korporasi bagi karyawan/pekerja BUMN/perusahaan/instansi atau lembaga lainnya, yang memberikan perlindungan kepada peserta apabila peserta meninggal dunia atau peserta mengalami musibah kecelakaan, dengan jangka waktu asuransi selama satu tahun.

Corporate

There are seven products and services offered in the corporate/group business segment of sharia units, namely Ajisaka Prima Syariah, Ajisaka Madya Syariah, Sharia Corporation Ekawarsa, Dana Karya Syariah, Health Insurance, Sharia Retirement. All of these products are designed to cater the needs of groups/corporations based on Sharia principles.

The following is a description of the explanation of each product of the Sharia Business Segment - Corporate:

1. **Ajisaka Prima Sharia Financing Insurance**
   Ajisaka Prima Syariah is a sharia financing insurance product that is marketed in group/corporate, especially for sharia banking customers. This product is divided into five types, namely:
   a. Ajisakaprima Sharia with Permanent Benefits
   b. Ajisakaprima Sharia with Annual Declining Benefits
   c. Ajisakaprima Sharia with Semester Declining Benefits

   d. Ajisakaprima Sharia with Quarterly Declining Benefits

   e. Ajisakaprima Sharia with Monthly Declining Benefits
2. **Ajisaka Madya Sharia Financing Insurance**
   Group/corporate insurance products designed to protect the interests of policyholders as lenders to the main participants, so that in the event the main participant or partner, or both of them, deceased, the remaining loan on the date on which the said person/s died can be paid off with the benefits of this product insurance.

   This product is divided into five types, namely:
   a. Ajisakamadya Sharia with Permanent Benefits
   b. Ajisakamadya Sharia with Annual Declining Benefits
   c. Ajisakamadya Sharia with Semester Declining Benefits

   d. Ajisakamadya Sharia with Quarterly Declining Benefits

   e. Ajisakamadya Sharia with Monthly Declining Benefits.
3. **Ekawarsa Corporation Sharia Insurance**
   Ekawarsa Sharia Life and Accident Insurance Products are life insurance and accident insurance products sold in corporation for employees/workers of SOE/companies/agencies or other institutions, which provide protection to participants in the event the insured pass away or the has an accident, with an insurance terms of one year

4. **Dana Karya Syariah**
   Danakarya Syariah adalah produk yang memberikan manfaat asuransi jiwa dengan unsur tabungan dari BRI Life yang dijual secara korporasi bagi karyawan/pekerja BUMN/ perusahaan/instansi atau lembaga lainnya. Produk ini merupakan pengganti produk asuransi kumpulan BRI Life Dana Dwiguna Syariah yang telah mendapatkan ijin produk dari Kementerian Keuangan melalui surat nomor: S.3442/ BL/2012 tanggal 20 Maret 2012
5. **Askes Korporasi Syariah**
   Produk Asuransi Kesehatan Korporasi Syariah merupakan produk employee benefit plan (terdapat hubungan kerja antara pemberi kerja dengan pekerja) yang dipasarkan melalui distribusi penjualan dengan layanan yang dipasarkan ialah rawat inap dan rawat jalan. Target pasar untuk produk ini adalah perusahaan/instansi dengan total peserta maksimum sebesar 1.000 orang dengan maksimum kontribusi sebesar Rp1 miliar.
6. **Asuransi Purna Jabatan Syariah**
   Produk asuransi jiwa dengan unsur tabungan yang dijual secara korporasi khusus bagi jajaran Direksi, Dewan Komisaris, Dewan Pengawas, Sekretaris Dewan Pengawai BUMN/ Syariah/Perusahaan/Instansi.

PRODUKTIVITAS SEGMEN SYARIAH - KORPORASI

Uraian produktivitas segmen syariah – korporasi disajikan sebagai berikut.

4. **Dana Karya Sharia**
   Danakarya Sharia is a product that provides life insurance benefits with savings from BRI Life which are sold to corporates for their employees/employees of BUMN/ companies/agencies or other institutions. This product is a replacement for BRI Life Dana Dwiguna Syariah products that have obtained product licenses from the Ministry of Finance through letter number: S.3442/BL/2012 dated March 20, 2012.
5. **Sharia Corporate Health Insurance**
   Corporate Sharia Health Insurance Products are employee benefit plan products (there is a working relationship between employers and workers) that are marketed through sales distribution with services marketed are for inpatients and outpatients. The target market for this product is companies/ agencies with a maximum total number of participants of 1,000 people with a maximum contribution of IDR1 billion.
6. **Sharia Retirement Insurance**
   Life insurance product with savings elements that are sold on a corporate basis specifically for the Board of Directors, Board of Commissioners, Supervisory Board, Secretary to the Supervisory Board of BUMN/Sharia/Companies/Institutions.

SHARIA SEGMENT PRODUCTIVITY - COPORATE

The description of the productivity of the sharia-corporate segment is presented as follows.

Tabel Polis Asuransi Segmen Syariah - Korporasi

Table of Sharia Segment Insurance Policy - Corporate

(dalam polis/in policy)

Keterangan	2021	2020	Pertumbuhan Growth		Description
			Polis Policy	%	
Ajisaka Menurun	154.380	176.527	(22.147)	(12,55)	Ajisaka Descending
Ajisaka Tetap	14.441	18.916	(4.475)	(23,66)	Fixed Ajisaka
Ekawarsa	2.217	741	1.476	199,19	Ekawarsa
Group Saving	638	753	(115)	(15,27)	Group Saving
Total	**171.676**	**196.937**	**(25.261)**	**(12,83)**	**Total**

Total polis asuransi segmen syariah-korporasi tahun 2021 mencapai 171.676 polis, turun 12,83% dibandingkan tahun 2020 yang mencapai 196.937 polis. Penurunan tersebut terutama berasal dari turunnya jumlah polis dari ajisaka menurun yang mencapai 22.147 polis.

Total insurance policies for the sharia-corporate segment in 2021 reached 171,676 policies, a decrease of 12.83% compared to 2020 which reached 196,937 policies. The decrease was mainly due to the decrease in the number of policies from Ajisaka, which reached 22,147 policies.

Pendapatan Segmen Syariah

Uraian pendapatan segmen syariah disajikan sebagai berikut.

Sharia Segment Revenue

The description of sharia segment revenue is presented as follows.

Tabel Pendapatan Segmen
Table of Segment Revenue

(dalam jutaan Rupiah/in IDR million)

Keterangan	2021	2020	Pertumbuhan Growth		Description
			Polis Policy	%	
Pendapatan ujrah pengelolaan dana *tabarru*	54.345	67.529	(13.184)	(19,52)	Tabarru fund management ujrah income
Pendapatan ujrah pengelolaan investasi dana peserta	2.840	761	2.079	273,19	Income ujrah from participant fund investment management
Pendapatan alokasi *surplus underwriting*	-	-	-	-	Underwriting surplus allocation income
Pendapatan investasi	10.624	9.100	1.524	16,75	Investment income
Total	**67.809**	**77.390**	**(9.581)**	**(12,38)**	**Total**

Total pendapatan segmen syariah tahun 2021 mencapai Rp67,81 miliar, turun 14,61% atau Rp9,58 miliar dibandingkan tahun 2020 yang mencapai Rp77,39 miliar. Penurunan tersebut terutama berasal dari turunnya pendapatan ujrah pengelolaan dana *tabarru* yang sebesar 19,52%.

Total sharia segment revenue in 2021 reached IDR67.81 billion, decreased by 14.61% or IDR9.58 billion compared to 2020 which reached IDR77.39 billion. The decrease mainly came from the decrease in ujrah revenue from tabarru fund management which amounted to 19.52%.

Profitabilitas Segmen Syariah

Uraian profitabilitas segmen syariah disajikan sebagai berikut.

Sharia Segment Syariah Profitability

The description of the profitability of the sharia segment is presented as follows.

Tabel Profitabilitas Segmen
Table of Profitabilitas Segmen

(dalam jutaan Rupiah/in IDR million)

Keterangan	2021	2020	Pertumbuhan Growth		Description
			Polis Policy	%	
Laba segmen syariah	32.449	29.927	2.522	8,43	Sharia segment profit

Laba segmen syariah tahun 2021 mencapai Rp32,45 miliar, meningkat 8,43% dibandingkan tahun 2020 yang mencapai Rp29,93 miliar.

Sharia segment profit in 2021 reached IDR32.45 billion, an increase of 8.43% compared to 2020 which reached IDR29.93 billion.

Tinjauan Keuangan
Financial Review

Kinerja Keuangan

Tinjauan keuangan yang diuraikan berikut mengacu kepada Laporan Keuangan untuk tahun yang berakhir tanggal 31 Desember 2021 dan 2020 yang disajikan dalam Laporan Tahunan ini. Laporan Keuangan telah diaudit oleh Kantor Akuntan Publik Purwantono, Sungkoro & Surja dan mendapat opini wajar, dalam semua hal yang material, posisi keuangan PT Asuransi BRI Life pada tanggal 31 Desember 2021, serta kinerja keuangan dan arus kasnya untuk tahun yang berakhir pada tanggal tersebut, sesuai dengan Standar Akuntansi Keuangan Indonesia.

Financial Performance

The financial review described below referred to the Financial Statements for the years ended December 31, 2021 and 2020 which were presented in this Annual Report. The Financial Statements were audited by the Public Accounting Firm of Purwantono, Sungkoro & Surja and obtained a fair opinion, in all material respects, the financial position of PT Asuransi BRI Life as of December 31, 2021, as well as its financial performance and cash flows for the year then ended, in accordance with Indonesian Financial Accounting Standards.

Laporan Posisi Keuangan Konsolidasian

Consolidated Statements of Financial Position

Tabel Laporan Posisi Keuangan Konsolidasian
Table of Consolidated Statements of Financial Position

(dalam jutaan Rupiah/in IDR million)

Keterangan	2021	2020	Pertumbuhan Growth		Description
			(Rp) (IDR)	%	
ASET					**ASSET**
Kas dan bank	79.576	95.700	(16.124)	(16,85)	Cash and Bank
Piutang premi, neto	60.250	49.055	11.195	22,82	Premium Receivables, net
Piutang hasil investasi	97.444	93.216	4.228	4,54	Receivables from Investment Return
Aset reasuransi, neto	443.441	333.507	109.934	32,96	Reinsurance Assets, net
Piutang koasuransi, neto	40.888	11.770	29.118	247,39	Coinsurance Receivables, net
Piutang lain-lain, neto	121.624	128.853	(7.229)	(5,61)	Other Receivables, net
Uang muka dan biaya dibayar di muka	15.238	11.039	4.199	38,04	Advances and prepaid fees
Investasi, neto			-		Investment, neto
Deposito berjangka	1.008.137	1.009.902	(1.765)	(0,17)	Time Deposit
Obligasi	7.943.478	6.862.606	1.080.872	15,75	Bonds
Saham	364.188	439.026	(74.838)	(17,05)	Shares
Reksa dana	5.235.612	3.191.850	2.043.762	64,03	Mutual Funds
Penyertaan langsung	3.796	3.796	-	-	Direct participation
Properti investasi	95.092	114.150	(19.058)	(16,70)	Investment property
Total investasi,neto	14.650.303	11.621.330	3.028.973	26,06	Total Investment,net
Biaya akuisisi ditangguhkan	2.070.476	39.301	2.031.175	5.168,25	Acquisition costs deferred
Aset pajak tangguhan, neto	284.724	182.244	102.480	56,23	Deferred tax assets, net
Aset tetap dan aset hak guna, neto	260.215	277.605	(17.390)	(6,26)	Fixed asset and right of use asset, net

Keterangan	2021	2020	Pertumbuhan Growth		Description
			(Rp) (IDR)	%	
Aset takberwujud, neto	56.508	65.061	(8.553)	(13,15)	Intangible Asset, net
Uang jaminan	8.642	8.779	(137)	(1,56)	Bail
Aset lain-lain, neto	71.407	126.804	(55.397)	(43,69)	Other Asset, net
TOTAL ASET	**18.260.736**	**13.044.264**	**5.216.472**	**39,99**	**TOTAL ASSET**
LIABILITAS, DANA PESERTA DAN EKUITAS					**LIABILITIES, PARTICIPANT FUNDS AND EQUITY**
LIABILITAS			-		**LIABILITIES**
Utang reasuransi	49.991	37.171	12.820	34,49	Reinsurance payable
Utang koasuransi	535	1.730	(1.195)	(69,08)	Co-insurance receivables
Utang pajak	4.980	2.826	2.154	76,22	Tax Debt
Pendapatan diterima di muka	1.214	990	224	22,63	Prepaid income
Beban masih harus dibayar	80.034	45.871	34.163	74,48	Expenses still to be paid
Liabilitas lain-lain	809.404	182.754	626.650	342,89	Other Liabilities
Liabilitas asuransi:			-		Insurance liability:
Liabilitas manfaat polis masa depan	6.259.666	6.530.727	(271.061)	(4,15)	Liability for future policy benefits
Premi yang belum merupakan pendapatan	355.756	288.873	66.883	23,15	Premiums that are not yet income
Estimasi liabilitas klaim	331.007	264.460	66.547	25,16	Estimated claims liability
Utang klaim	78.211	29.190	49.021	167,94	Claims payable
Liabilitas unit-linked	3.290.272	2.572.818	717.454	27,89	Unit-linked liabilities
Ujrah diterima di muka	15.652	17.480	(1.828)	(10,46)	Ujrah accepted in advance
Liabilitas imbalan kerja	105.073	107.044	(1.971)	(1,84)	Employee benefit liability
TOTAL LIABILITAS	11.381.794	10.081.934	1.299.860	12,89	TOTAL LIABILITIES
			-		
DANA PESERTA			-		**PARTICIPANT FUND**
Dana *tabarru*	13.511	14.567	(1.056)	(7,25)	Tabarru Fund
Dana *syirkah*	182.327	153.760	28.567	18,58	Syirkah Fund
TOTAL DANA PESERTA	**195.838**	**168.327**	**27.511**	**16,34**	**TOTAL PARTICIPANT FUND**
EKUITAS					**EQUITY**
Modal saham					Capital Stock
Modal saham - nilai nominal Rp100.000 (nilai penuh) per saham pada tanggal Desember 2021 dan 2020					Share capital - par value IDR100,000 (full amount) per share on December 2021 and 2020

Keterangan	2021	2020	Pertumbuhan Growth		Description
			(Rp) (IDR)	%	
Modal dasar - 4.000.000 saham pada tanggal 31 Desember 2021 dan 3.000.000 saham pada tanggal 31 Desember 2020					Authorized capital - 4,000,000 shares as of December 31, 2021 and 3,000,000 shares as of December 31, 2020
Modal ditempatkan dan disetor penuh - 3.136.458 saham (2020: 2.200.000 saham terdiri dari 1 saham Seri A dan 2.199.999 saham Seri B)	313.646	220.000	93.646	42,57	Issued and fully paid capital - 3,136,458 shares (2020: 2,200,000 shares consisting of 1 Series A share and 2,199,999 Series B shares)
Tambahan modal disetor	3.756.354	-	3.756.354	100,00%	Additional paid-in capital
Penghasilan komprehensif lain:					Other comprehensive income:
Keuntungan yang belum direalisasi atas perubahan nilai wajar efek-efek tersedia untuk dijual, neto	77.542	197.178	(119.636)	(60,67)	Unrealized gain on changes in fair value of available-for-sale securities, net
Pengukuran kembali atas liabilitas imbalan kerja, neto	(1.878)	(10.574)	8.696	(82,24)	Remeasurement of employee benefit liabilities, net
Saldo laba					Retain earning
Cadangan umum	1.761.813	1.761.813	-	-	General reserves
Belum ditentukan penggunanya	775.625	625.586	150.039	23,98	No user defined
TOTAL EKUITAS	**6.683.103**	**2.794.003**	**3.889.100**	**139,19**	**TOTAL EQUITY**
TOTAL LIABILITAS, DANA PESERTA DAN EKUITAS	**18.260.736**	**13.044.264**	**5.216.472**	**39,99**	**TOTAL LIABILITIES, PARTICIPANT FUND DAN EQUITY**

Grafik Laporan Posisi Keuangan Konsolidasian

Graph of Consolidated Statement of Financial Position

(dalam jutaan Rupiah/in IDR million)

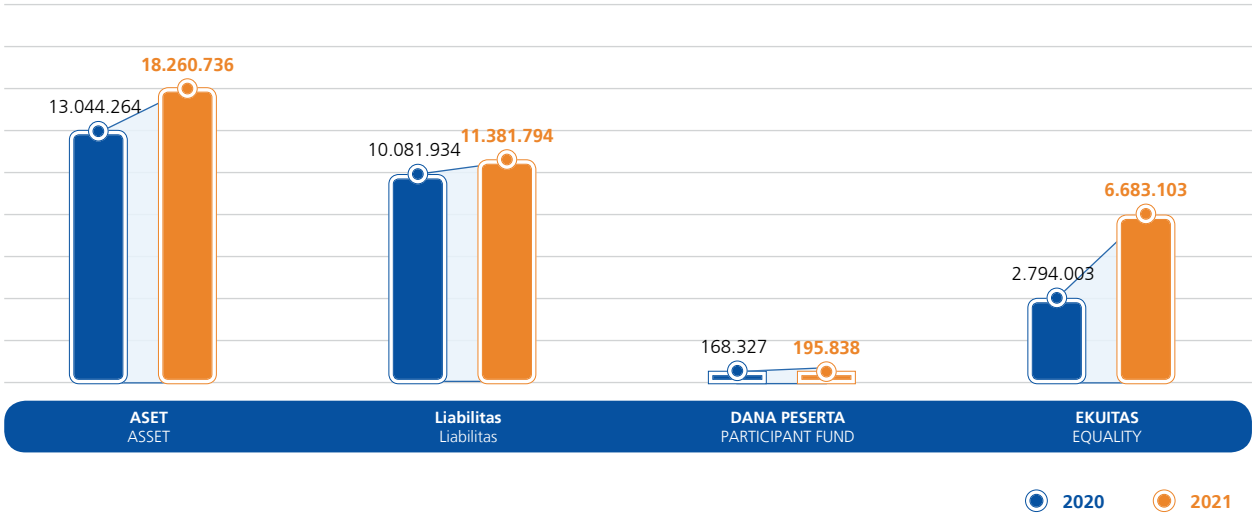

Aset

Aset tahun 2021 mencapai Rp18,26 triliun, meningkat 39,99% dibandingkan dengan tahun 2020 yang mencapai Rp13,04 triliun. Peningkatan tersebut terutama berasal dari pertumbuhan total investasi neto yang mencapai Rp3,03 triliun.

Asset

Assets in 2021 reached IDR18.26 trillion, an increase of 39.99% compared to 2020 which reached IDR13.04 trillion. This increase was mainly due to the growth in total net investment which reached IDR3.03 trillion.

Tabel Aset
Table of Asset

(dalam jutaan Rupiah/in IDR million)

Keterangan	2021	2020	Pertumbuhan Growth		Description
			(Rp) (IDR)	%	
ASET					**ASSET**
Kas dan bank	79.576	95.700	(16.124)	(16,85)	Cash and Bank
Piutang premi, neto	60.250	49.055	11.195	22,82	Premium Receivables, net
Piutang hasil investasi	97.444	93.216	4.228	4,54	Investment Income Receivables
Aset reasuransi, neto	443.441	333.507	109.934	32,96	Reinsurance Assets, net
Piutang koasuransi, neto	40.888	11.770	29.118	247,39	Coinsurance Receivables, net
Piutang lain-lain, neto	121.624	128.853	(7.229)	(5,61)	Other Receivables, net
Uang muka dan biaya dibayar di muka	15.238	11.039	4.199	38,04	Advances and prepaid fees
Investasi, neto			-		Investment, neto
Deposito berjangka	1.008.137	1.009.902	(1.765)	(0,17)	Time Deposit
Obligasi	7.943.478	6.862.606	1.080.872	15,75	Bonds
Saham	364.188	439.026	(74.838)	(17,05)	Shares
Reksa dana	5.235.612	3.191.850	2.043.762	64,03	Mutual Funds
Penyertaan langsung	3.796	3.796	-	-	Direct participation
Properti investasi	95.092	114.150	(19.058)	(16,70)	Investment property
Total investasi,neto	14.650.303	11.621.330	3.028.973	26,06	Total Investment,net
Biaya akuisisi ditangguhkan	2.070.476	39.301	2.031.175	5.168,25	Acquisition costs deferred
Aset pajak tangguhan, neto	284.724	182.244	102.480	56,23	Deferred tax assets, net
Aset tetap dan aset hak guna, neto	260.215	277.605	(17.390)	(6,26)	Fixed asset and right of use asset, net
Aset takberwujud, neto	56.508	65.061	(8.553)	(13,15)	Intangible Asset, net
Uang jaminan	8.642	8.779	(137)	(1,56)	Security Deposits
Aset lain-lain, neto	71.407	126.804	(55.397)	(43,69)	Other Asset, net
Total Aset	**18.260.736**	**13.044.264**	**5.216.472**	**39,99**	**Total Asset**

Kas dan Bank

Kas dan bank tahun 2021 mencapai Rp79,58 miliar, menurun 16,85% dibandingkan dengan tahun 2020 yang mencapai Rp95,70 miliar. Penurunan tersebut terutama berasal dari turunnya kas di bank pihak berelasi dari mata uang rupiah sebesar Rp21,99 miliar.

Cash and Banks

Cash and banks in 2021 reached IDR79.58 billion, a decrease of 16.85% compared to 2020 which reached IDR95.70 billion. The decrease was mainly due to the decrease in cash in related party banks from rupiah currency by IDR21.99 billion.

Tabel Kas dan Bank
Table of Cash and Banks

(dalam jutaan Rupiah/in IDR million)

Uraian	2021	2020	Pertumbuhan Growth		Description
			(Rp) (IDR)	%	
Kas	22	26	(4)	(15,38)	Cash
Kas di bank					Cash in Bank
Pihak Berelasi					Related Parties
Rupiah	62.331	84.323	(21.992)	(26,08)	Rupiah
Dolar Amerika Serikat	16	25	(9)	(36,00)	US Dollar
Pihak Ketiga					Third Party
Rupiah	17.207	11.326	5.881	51,92	Rupiah
Total	**79.576**	**95.700**	**(16.124)**	**(16,85)**	**Total**

Piutang Premi, Neto

Piutang premi, neto tahun 2021 mencapai Rp60,25 miliar, meningkat 22,82% dibandingkan dengan tahun 2020 yang mencapai Rp49,06 miliar. Peningkatan tersebut terutama berasal dari pertumbuhan piutang premi dari kumpulan sebesar Rp13,03 miliar.

Premium Receivables, Net

Premium receivables, net in 2021 reached IDR60.25 billion, an increase of 22.82% compared to 2020 which reached IDR49.06 billion. The increase was mainly due to the growth of premium receivables from the pool of IDR13.03 billion.

Tabel Piutang Premi, Neto
Table of Premium Receivables, Net

(dalam jutaan Rupiah/in IDR million)

Uraian	2021	2020	Pertumbuhan Growth		Description
			(Rp) (IDR)	%	
Perorangan	6.521	8.352	(1.831)	(21,92)	Individual
Kumpulan	76.141	63.115	13.026	20,64	Collection
Cadangan kerugian penurunan nilai	(22.412)	(22.412)	-	-	Allowance for impairment losses
Neto	**60.250**	**49.055**	**11.195**	**22,82**	**Net**

Piutang Hasil Investasi

Piutang hasil investasi tahun 2021 mencapai Rp97,44 miliar, meningkat 4,54% dibandingkan dengan tahun 2020 yang mencapai Rp93,22 miliar. Peningkatan tersebut terutama berasal dari pertumbuhan kupon obligasi sebesar Rp4,02 miliar.

Receivables from Investment Return

Receivables from investment returns in 2021 reached IDR97.44 billion, an increase of 4.54% compared to 2020 which reached IDR93.22 billion. The increase was mainly due to the growth in bond coupons of IDR4.02 billion.

Tabel Hasil Investasi
Table of Investment Return

(dalam jutaan Rupiah/in IDR million)

Uraian	2021	2020	Pertumbuhan Growth		Description
			(Rp) (IDR)	%	
Kupon obligasi	96.260	92.244	4.016	4,35	Bond coupon
Sewa properti investasi	587	352	235	66,76	Rent investment property
Bunga deposito berjangka	442	616	(174)	(28,25)	Time deposit interest
Saham	96	4	92	2.300,00	Shares
Dividen dari Reksadana	59	-	59	100,00	Dividends from Mutual Funds
Total	**97.444**	**93.216**	**4.228**	**4,54**	**Total**

Aset Reasuransi, Neto

Aset reasuransi, neto tahun 2021 mencapai Rp443,44 miliar, meningkat 32,96% dibandingkan dengan tahun 2020 yang mencapai Rp333,51 miliar. Peningkatan tersebut terutama berasal dari pertumbuhan piutang reasuransi, neto sebesar Rp63,77 miliar.

Reinsurance Assets, Net

Reinsurance assets, net in 2021 reached IDR443.44 billion, an increase of 32.96% compared to 2020 which reached IDR333.51 billion. The increase was mainly due to growth in reinsurance receivables, net of IDR63.77 billion.

Tabel Aset Reasuransi, Neto
Table of Reinsurance Assets, Net

(dalam jutaan Rupiah/in IDR million)

Uraian	2021	2020	Pertumbuhan Growth		Description
			(Rp) (IDR)	%	
Piutang reasuransi, neto	134.342	70.568	63.774	90,37	Reinsurance Assets, net
Aset reasuransi non piutang	309.099	262.939	46.160	17,56	Non-receivable reinsurance assets
Neto	**443.441**	**333.507**	**109.934**	**32,96**	**Neto**

Piutang Koasuransi, Neto

Piutang koasuransi, neto tahun 2021 mencapai Rp40,89 miliar, meningkat 247,39% dibandingkan dengan tahun 2020 yang mencapai Rp11,77 miliar. Peningkatan tersebut terutama berasal dari pertumbuhan piutang premi koasuransi PT BRI asuransi Indonesia.

Coinsurance Receivables, Net

Co-insurance receivables, net in 2021 reached IDR40.89 billion, an increase of 247.39% compared to 2020 which reached IDR11.77 billion. The increase was mainly due to the growth of PT BRI Asuransi Indonesia's co-insurance premium receivables.

Piutang Lain-Lain, Neto

Piutang lain-lain, neto tahun 2021 mencapai Rp121,62 miliar, menurun 5,61% dibandingkan dengan tahun 2020 yang mencapai Rp128,85 miliar.

Other Receivables, Net

Other receivables, net in 2021 reached IDR121.62 billion, a decrease of 5.61% compared to 2020 which reached IDR128.85 billion.

Uang Muka dan Biaya Dibayar Di Muka

Uang muka dan biaya dibayar dimuka tahun 2021 mencapai Rp15,24 miliar, meningkat 38,04% dibandingkan dengan tahun 2020 yang mencapai Rp11,04 miliar. Peningkatan tersebut terutama berasal dari pertumbuhan lisensi perangkat lunak sebesar Rp3,11 miliar.

Advances and Prepaid Expenses

Advances and prepaid expenses in 2021 reached IDR15.24 billion, an increase of 38.04% compared to 2020 which reached IDR11.04 billion. The increase was mainly due to the growth in software licenses of IDR3.11 billion.

Tabel Uang Muka dan Biaya Dibayar Dimuka
Table of Advances and Prepaid Expenses

(dalam jutaan Rupiah/in IDR million)

Uraian	2021	2020	Pertumbuhan Growth		Description
			(Rp) (IDR)	%	
Lisensi perangkat lunak	8.415	5.309	3.106	58,50	Software license
Uang muka	5.110	4.495	615	13,68	Down payment
Sewa dibayar di muka	242	477	(235)	(49,27)	Prepaid lease
Lain-lain	1.471	758	713	94,06	Others
Total	**15.238**	**11.039**	**4.199**	**38,04**	**Total**

Investasi, Neto

Investasi, neto tahun 2021 mencapai Rp14,65 triliun, meningkat 26,06% dibandingkan dengan tahun 2020 yang mencapai Rp11,62 triliun. Peningkatan tersebut terutama berasal dari pertumbuhan investasi dari reksadana sebesar Rp2,04 triliun dan obligasi sebesar Rp1,08 triliun.

Investment, Net

Investment, net in 2021 reached IDR14.65 trillion, an increase of 26.06% compared to 2020 which reached IDR11.62 trillion. The increase was mainly due to investment growth from mutual funds of IDR2.04 trillion and bonds of IDR1.08 trillion.

Biaya Akuisisi Ditangguhkan

Biaya akuisisi ditangguhkan tahun 2021 mencapai Rp2,07 triliun, meningkat 5.168,25% dibandingkan dengan tahun 2020 yang mencapai Rp39,30 miliar. Peningkatan tersebut terutama berasal dari *access fee* yang ditangguhkan sebesar Rp2,00 triliun.

Deferred Acquisition Cost

The deferred acquisition cost in 2021 reached IDR2.07 trillion, an increase of 5,168.25% compared to 2020 which reached IDR39.30 billion. The increase mainly came from the deferred access fee of IDR2.00 trillion.

Aset Pajak Tangguhan, Neto

Aset pajak tangguhan, neto tahun 2021 mencapai Rp284,72 miliar, meningkat 56,23% dibandingkan dengan tahun 2020 yang mencapai Rp182,24 miliar. Peningkatan tersebut terutama berasal dari pertumbuhan rugi pajak sebesar Rp126,00 miliar.

Deferred Tax Assets, Net

Deferred tax assets, net in 2021 reached IDR284.72 billion, an increase of 56.23% compared to 2020 which reached IDR182.24 billion. The increase was mainly due to the growth in tax losses of IDR126.00 billion.

Tabel Aset Pajak Tangguhan, Neto

Table of Deffered Tax Assets, Net

(dalam jutaan Rupiah/in IDR million)

Uraian	2021	2020	Pertumbuhan Growth		Description
			(Rp) (IDR)	%	
Aset tetap	(2.867)	(1.533)	(1.334)	87,02	Fixed Asset
Aset takberwujud, neto	(2.946)	(1.906)	(1.040)	54,56	Intangible Asset, net
Aset hak guna	549	232	317	136,64	Right of Use Assets
Biaya akses	1.619	-	1.619	100,00	Access Fee
Liabilitas imbalan kerja	23.115	23.549	(434)	(1,84)	Employee Benefit Liability
Bonus	5.716	-	5.716	100,00	Bonus
Penyisihan penurunan nilai atas:					Allowance for impairment on:
Piutang premi	4.931	4.931	-	-	Premium Receivable
Piutang reasuransi	134	134	-	-	Reinsurance receivable
Piutang koasuransi	480	480	-	-	Coinsurance Receivable
Piutang lain-lain	4.077	4.077	-	-	Other Receivables
Aset lain-lain	-	7.294	(7.294)	(100,00)	Other Asset
Obligasi	-	166	(166)	(100,00)	Bonds
Penyisihan cadangan IBNR - Konvensional	49.816	41.643	8.173	19,63	IBNR reserve allowance - Conventional
Liabilitas manfaat polis masa depan- Konvensional	(3.374)	38.381	(41.755)	(108,79)	Liability for future policy benefits- Conventional
Keuntungan yang belum direalisasi atas perubahan nilai wajar efek-efek	(7.419)	(20.470)	13.051	(63,76)	Unrealized gain on changes in fair value of securities
Liabilitas kontinjensi	2.094	2.470	(376)	(15,22)	Contingencies Liability
Rugi pajak	208.799	82.796	126.003	152,18	Tax Loss
Aset pajak tangguhan, neto	**284.724**	**182.244**	**102.480**	**56,23**	**Deffered Tax Assets, net**

Aset Tetap dan Aset Hak Guna, Neto

Aset tetap dan aset hak guna, neto tahun 2021 mencapai Rp260,22 miliar, menurun 6,26% dibandingkan dengan tahun 2020 yang mencapai Rp277,61 miliar. Penurunan tersebut terutama berasal dari turunnya aset hak guna, neto sebesar Rp9,09 miliar.

Fixed Assets and Right of Use Assets, Net

Fixed assets and right-of-use assets, net in 2021 reached IDR260.22 billion, a decrease of 6.26% compared to 2020 which reached IDR277.61 billion. The decrease was mainly due to a decrease in right-of-use assets, net of IDR9.09 billion.

Tabel Aset Tetap dan Aset Hak Guna

Table of Aset Tetap dan Aset Hak Guna

(dalam jutaan Rupiah/in IDR million)

Uraian	2021	2020	Pertumbuhan Growth		Description
			(Rp) (IDR)	%	
Aset Tetap - neto	243.469	251.767	(8.298)	(3,30)	Fixed Asset - net
Aset Hak Guna - neto	16.746	25.838	(9.092)	(35,19)	Right of Used Asset - net
Total	**260.215**	**277.605**	**(17.390)**	**(6,26)**	**Total**

Aset Tak Berwujud, Neto

Aset tak berwujud tahun 2021 mencapai Rp56,51 miliar, menurun 13,15% dibandingkan dengan tahun 2020 yang mencapai Rp65,06 miliar. Aset takberwujud, neto terdiri dari aset takberwujud *software*, web dan aset *software* dalam penyelesaian.

Intangible Assets, Net

Intangible assets in 2021 reached IDR56.51 billion, a decrease of 13.15% compared to 2020 which reached IDR65.06 billion. Intangible assets, net consisted of intangible assets of software, web and software assets in progress.

Uang Jaminan

Uang jaminan tahun 2021 mencapai Rp8,64 miliar, menurun 1,56% dibandingkan dengan tahun 2020 yang mencapai Rp8,78 miliar. Penurunan tersebut berasal dari turunnya uang jaminan sewa sebesar Rp136,64 juta.

Security Deposits

Security deposits in 2021 reached IDR8.64 billion, a decrease of 1.56% compared to 2020 which reached IDR8.78 billion. The decrease came from a decrease in rental security deposits of IDR136.64 million.

Aset Lain-Lain, Neto

Aset lain-lain, neto tahun 2021 mencapai Rp71,41 miliar, menurun 43,69% dibandingkan dengan tahun 2020 yang mencapai Rp126,80 miliar. Penurunan tersebut terutama berasal dari turunnya tagihan pajak penghasilan sebesar Rp53,38 miliar.

Other Assets, Net

Other assets, net in 2021 reached IDR71.41 billion, decreased by 43.69% compared to 2020 which reached IDR126.80 billion. The decrease was mainly due to a decrease in income tax claims of IDR53.38 billion.

Tabel Aset Lain-Lain Neto

Table of Other Assets, Net

(dalam jutaan Rupiah/in IDR million)

Uraian	2021	2020	Pertumbuhan Growth		Description
			(Rp) (IDR)	%	
Tagihan pajak penghasilan	69.650	123.027	(53.377)	(43,39)	Claims for Tax Refund
Tagihan kepada pihak ketiga	-	33.158	(33.158)	(100,00)	Receivable from Third Party
PPN masukan	1.757	3.777	(2.020)	(53,48)	VAT input
Total	**71.407**	**159.962**	**(88.555)**	**(55,36)**	**Total**
Cadangan kerugian penurunan nilai	-	(33.158)	33.158	(100,00)	Allowance for Impairment Losses
Neto	**71.407**	**126.804**	**(55.397)**	**(43,69)**	**Neto**

Liabilitas

Liabilitas tahun 2021 mencapai Rp11,38 triliun, meningkat 12,89% dibandingkan dengan tahun 2020 yang mencapai Rp10,08 triliun. Peningkatan tersebut terutama berasal dari pertumbuhan liabilitas *unit linked* sebesar Rp717,45 miliar.

Liabilities

Liabilities in 2021 reached IDR11.38 trillion, an increase of 12.89% compared to 2020 which reached IDR10.08 trillion. The increase mainly came from the growth in unit linked liabilities of IDR717.45 billion.

Tabel Liabilitas
Table of Liabilities

(dalam jutaan Rupiah/in IDR million)

Uraian	2021	2020	Pertumbuhan Growth		Description
			(Rp) (IDR)	%	
Utang reasuransi	49.991	37.171	12.820	34,49	Reinsurance Payable
Utang koasuransi	535	1.730	(1.195)	(69,08)	Coinsurance Payable
Utang pajak	4.980	2.826	2.154	76,22	Tax Payables
Pendapatan diterima di muka	1.214	990	224	22,63	Unearned Revenue
Beban masih harus dibayar	80.034	45.871	34.163	74,48	Accrued Expenses
Liabilitas lain-lain	809.404	182.754	626.650	342,89	Other Liabilities
Liabilitas asuransi:					Insurance Liabilities:
Liabilitas manfaat polis masa depan	6.259.666	6.530.727	(271.061)	(4,15)	Liabilities for Future Policy Benefits
Premi yang belum merupakan pendapatan	355.756	288.873	66.883	23,15	Unearned Premium Reserves
Estimasi liabilitas klaim	331.007	264.460	66.547	25,16	Estimated Claims Liability
Utang klaim	78.211	29.190	49.021	167,94	Claims Liability
Liabilitas unit-linked	3.290.272	2.572.818	717.454	27,89	Liabilities for unit-linked
Ujrah diterima di muka	15.652	17.480	(1.828)	(10,46)	Unearned Ujrah
Liabilitas imbalan kerja	105.073	107.044	(1.971)	(1,84)	Employee Benefits Liability
Total Liabilitas	11.381.794	10.081.934	1.299.860	12,89	Total Liabilities

Utang Reasuransi

Utang reasuransi tahun 2021 mencapai Rp49,99 miliar, meningkat 34,49% dibandingkan dengan tahun 2020 yang mencapai Rp37,17 miliar. Peningkatan tersebut terutama berasal dari pertumbuhan utang premi reasuransi dari PT Reasuransi Nasional Indonesia.

Reinsurance Payable

Reinsurance payable in 2021 reached IDR49.99 billion, an increase of 34.49% compared to 2020 which reached IDR37.17 billion. The increase was mainly due to the growth of reinsurance premium debt from PT Reasuransi Nasional Indonesia.

Utang Koasuransi

Utang koasuransi tahun 2021 mencapai Rp535 juta, menurun 69,08% dibandingkan dengan tahun 2020 yang mencapai Rp1,73 miliar. Penurunan tersebut terutama berasal dari turunnya utang koasuransi dari PT Taspen (Persero).

Coinsurance Payables

Co-insurance payables in 2021 reached IDR535 million, a decrease of 69.08% compared to 2020 which reached IDR1.73 billion. The decrease was mainly due to a decrease in co-insurance debt from PT Taspen (Persero).

Tabel Utang Koasuransi
Table of Coinsurance Payables

(dalam jutaan Rupiah/in IDR million)

Uraian	2021	2020	Pertumbuhan Growth		Description
			(Rp) (IDR)	%	
PT BRI Asuransi Indonesia (dahulu PT Asuransi Bringin Sejahtera Artamakmur)	411	244	167	68,44	PT BRI Asuransi Indonesia (dahulu PT Asuransi Bringin Sejahtera Artamakmur)
PT Zurich Asuransi Indonesia (dahulu PT Asuransi Adira Dinamika Tbk)	124	-	124	100,00	PT Zurich Asuransi Indonesia (dahulu PT Asuransi Adira Dinamika Tbk)
PT Taspen (Persero)	-	1.486	(1.486)	(100,00)	PT Taspen (Persero)
Total	**535**	**1.730**	**(1.195)**	**(69,08)**	**Total**

Utang Pajak

Utang pajak tahun 2021 mencapai Rp4,98 miliar, meningkat 76,22% dibandingkan dengan tahun 2020 yang mencapai Rp2,83 miliar. Peningkatan tersebut terutama berasal dari pertumbuhan utang pajak penghasilan dari pasal 21 sebesar Rp2,04 miliar.

Tax Payablesa

Tax payable in 2021 reached IDR4.98 billion, an increase of 76.22% compared to 2020 which reached IDR2.83 billion. The increase was mainly due to the growth of income tax payable from article 21 of IDR2.04 billion.

Tabel Utang Pajak
Table of Tax Payables

(dalam jutaan Rupiah/in IDR million)

Uraian	2021	2020	Pertumbuhan Growth		Description
			(Rp) (IDR)	%	
Pajak penghasilan					Income Tax
Pasal 4(2)	39	14	25	178,57	Article 4(2)
Pasal 21	4.582	2.546	2.036	79,97	Article 21
Pasal 23/26	359	266	93	34,96	Article 23/26
Total	**4.980**	**2.826**	**2.154**	**76,22**	**Total**

Pendapatan Diterima di Muka

Pendapatan diterima dimuka tahun 2021 mencapai Rp1,21 miliar, meningkat 22,63% dibandingkan dengan tahun 2020 yang mencapai Rp990 juta. Peningkatan tersebut terutama berasal dari pertumbuhan pendapatan diterima dimuka sewa sebesar Rp534,33 juta

Unearned Revenue

Unearned revenue in 2021 reached IDR1.21 billion, an increase of 22.63% compared to 2020 which reached IDR990 million. The increase was mainly from the growth of unearned rental income of IDR534.33 million

Beban Masih Harus Dibayar

Beban masih harus dibayar tahun 2021 mencapai Rp80,03 miliar, meningkat 74,48% dibandingkan dengan tahun 2020 yang mencapai Rp45,87 miliar. Peningkatan tersebut terutama berasal dari pertumbuhan beban masih harus dibayar dari gaji tunjangan dan bonus sebesar Rp24,14 miliar.

Accrued Expenses

Accrued expenses in 2021 reached IDR80.03 billion, an increase of 74.48% compared to 2020 which reached IDR45.87 billion. The increase was mainly due to the growth in accrued expenses from salary allowances and bonuses of IDR24.14 billion.

Tabel Beban Masih Harus Dibayar

Table of Accrued Expenses

(dalam jutaan Rupiah/in IDR million)

Uraian	2021	2020	Pertumbuhan Growth		Description
			(Rp) (IDR)	%	
Komisi dan beban penjualan	39.218	33.134	6.084	18,36	Sales commissions and expenses
Gaji, tunjangan dan bonus	28.452	4.312	24.140	559,83	Salary, benefits and bonuses
Operasional kantor	6.802	5.742	1.060	18,46	Office Operations
Biaya biro dan asosiasi	5.345	2.325	3.020	129,89	Bureau and association fees
Listrik dan telepon	182	324	(142)	(43,83)	Electricity and telephone
Lain-lain	35	34	1	2,94	Lain-lain
Total	**80.034**	**45.871**	**34.163**	**74,48**	**Total**

Liabilitas Lain-Lain

Liabilitas lain-lain tahun 2021 mencapai Rp809,40 miliar, meningkat 342,89% dibandingkan dengan tahun 2020 yang mencapai Rp182,75 miliar. Peningkatan tersebut terutama berasal dari pertumbuhan titipan premi sebesar Rp727,66 miliar.

Other Liabilities

Other liabilities in 2021 reached IDR809.40 billion, an increase of 342.89% compared to 2020 which reached IDR182.75 billion. The increase was mainly due to the growth in premium deposits of IDR727.66 billion.

Tabel Liabilitas Lain-Lain

Table of Liabilitas Lain-Lain

(dalam jutaan Rupiah/in IDR million)

Uraian	2021	2020	Pertumbuhan Growth		Description
			(Rp) (IDR)	%	
Titipan premi	740.923	13.263	727.660	5.486,39	Premium deposit
Aset bersih yang dapat diatribusikan kepada pemegang unit	20.286	102.887	(82.601)	(80,28)	Net assets attributable to unit holders
Liabilitas sewa	15.826	23.188	(7.362)	(31,75)	Lease liabilities
Liabilitas kontinjensi	8.363	11.229	(2.866)	(25,52)	Contingencies liabilities
Utang transaksi investasi	1.620	20.204	(18.584)	(91,98)	Investment transaction payable
Lain-lain	22.387	11.983	10.404	86,82	Others
Total	**809.405**	**182.754**	**626.651**	**342,89**	**Total**

Liabilitas Asuransi

Liabilitas asuransi tahun 2021 mencapai Rp6,95 triliun, menurun 1,94% dibandingkan dengan tahun 2020 yang mencapai Rp7,08 triliun. Penurunan tersebut terutama berasal dari turunnya liabilitas manfaat polis masa depan sebesar Rp271,06 miliar.

Insurance Liabilities

Insurance liabilities in 2021 reached IDR6.95 trillion, decreased by 1.94% compared to 2020 which reached IDR7.08 trillion. The decrease was mainly due to a decrease in liability for future policy benefits by IDR271.06 billion.

Tabel Liabilitas Asuransi
Table of Insurance Liabilities

(dalam jutaan Rupiah/in IDR million)

Uraian	2021	2020	Pertumbuhan Growth		Description
			(Rp) (IDR)	%	
Liabilitas manfaat polis masa depan	6.259.666	6.530.727	(271.061)	(4,15)	Liability for future policy benefits
Premi yang belum merupakan pendapatan	355.756	288.873	66.883	23,15	Premiums that are not yet income
Estimasi liabilitas klaim	331.007	264.460	66.547	25,16	Estimated claims liability
Total	**6.946.429**	**7.084.060**	**(137.631)**	**(1,94)**	**Total**

Utang Klaim

Utang klaim tahun 2021 mencapai Rp78,21 miliar, meningkat 167,94% dibandingkan dengan tahun 2020 yang mencapai Rp29,19 miliar. Peningkatan tersebut terutama berasal dari pertumbuhan utang klaim meninggal sebesar Rp21,94 miliar.

LIABILITAS *UNIT-LINKED*

Liabilitas *unit-linked* tahun 2021 mencapai Rp3,29 triliun, meningkat 27,89% dibandingkan dengan tahun 2020 yang mencapai Rp22,57 triliun. Peningkatan tersebut terutama berasal dari pertumbuhan *unit-linked* dari Darlink Agresif sebesar Rp385,61 miliar.

Claims Payable

Claims payable in 2021 reached IDR78.21 billion, an increase of 167.94% compared to 2020 which reached IDR29.19 billion. The increase was mainly due to the growth in death claims payable of IDR21.94 billion.

UNIT-LINKED LIABILITIES

Unit-linked liabilities in 2021 reached IDR3.29 trillion, an increase of 27.89% compared to 2020 which reached IDR22.57 trillion. The increase mainly came from the unit-linked growth of Darlink Aggressive of IDR385.61 billion.

Tabel Liabilitas *Unit-Linked*
Table of Unit-Linked Liabilities

(dalam jutaan Rupiah/in IDR million)

Uraian	2021	2020	Pertumbuhan Growth		Description
			(Rp) (IDR)	%	
Unit-linked					Unit-linked
Darlink Agresif	2.507.496	2.148.891	358.605	16,69	Darlink Agresif
Darlink Stabil	415.263	168.894	246.369	145,87	Darlink Stabil
Darlink Dinamis	298.084	209.392	88.692	42,36	Darlink Dinamis
Darlink Aman	56.922	34.601	22.321	64,51	Darlink Aman
Darlink Amanah	12.507	11.040	1.467	13,29	Darlink Amanah
Total	**3.290.272**	**2.572.818**	**717.454**	**27,89**	**Total**

Ujrah Diterima Di Muka

Ujrah diterima dimuka tahun 2021 mencapai Rp15,65 miliar, menurun 10,46% dibandingkan dengan tahun 2020 yang

Unearned Ujrah

Unearned Ujrah in 2021 reached IDR15.65 billion, a decrease of 10.46% compared to 2020 which reached IDR17.48 billion. The

mencapai Rp17,48 miliar. Dampak proses konversi (*qonun*) dari BSI dibanding tahun 2020 mengalami penurunan, hal ini terjadi bukan pada kerjasama Bank Syariah Indonesia saja, namun juga terjadi pada lini bisnis *agency*, dan juga dipicu dengan penurunan daya beli serta terbatasnya aktifitas tatap muka para penjual karena masih berlanjutnya pandemi COVID-19.

impact of the conversion process (qonun) from BSI compared to 2020 decreased, this happened not only in the cooperation of Bank Syariah Indonesia, but also in the agency business line, and was also triggered by a decrease in purchasing power and limited face-to-face activities of sellers due to ongoing COVID-19 pandemic.

Liabilitas Imbalan Kerja

Liabilitas imbalan kerja tahun 2021 mencapai Rp105,07 miliar, menurun 1,84% dibandingkan dengan tahun 2020 yang mencapai Rp107,04 miliar.

Employee Benefits Liabilities

Employee benefit liabilities in 2021 reached IDR105.07 billion, a decrease of 1.84% compared to 2020 which reached IDR107.04 billion.

Dana Peserta

Dana peserta tahun 2021 mencapai Rp195,84 miliar, meningkat 16,34% dibandingkan dengan tahun 2020 yang mencapai Rp168,33 miliar. Peningkatan tersebut terutama berasal dari pertumbuhan dana *syirkah* sebesar Rp28,57 miliar.

Participants' Funds

Participants' funds in 2021 reached IDR195.84 billion, an increase of 16.34% compared to 2020 which reached IDR168.33 billion. The increase mainly came from the growth of syirkah funds of IDR28.57 billion.

Tabel Dana Peserta
Table of Participants Funds

(dalam jutaan Rupiah/in IDR million)

Uraian	2021	2020	Pertumbuhan Growth		Description
			(Rp) (IDR)	%	
Dana *tabarru*	13.511	14.567	(1.056)	(7,25)	Tabarru Fund
Dana *syirkah*	182.327	153.760	28.567	18,58	Syirkah Fund
Total Dana Peserta	**195.838**	**168.327**	**27.511**	**16,34**	**Total Participants Funds**

Dana *Tabarru*

Dana *tabarru* tahun 2021 mencapai Rp13,51 miliar, menurun 7,25% dibandingkan dengan tahun 2020 yang mencapai Rp14,57 miliar. Pandemi COVID-19 yang berlanjut di tahun 2021 dengan munculnya varian delta mengakibatkan tingginya angka kematian yang berimbas kepada peningkatan rasio klaim yang terjadi, terutama pada produk asuransi pembiayaan syariah dimana kerjasama unit usaha syariah dengan lembaga keuangan sangat signifikan mempengaruhi kinerja keuangan dana.

Tabarru Fund

Tabarru funds in 2021 reached IDR13.51 billion, a decrease of 7.25% compared to 2020 which reached IDR14.57 billion. The COVID-19 pandemic that continued in 2021 with the emergence of the delta variant resulted in a high death rate which resulted in an increase in the claim ratio that occurred, especially in sharia financing insurance products where the cooperation of sharia business units with financial institutions significantly affected the financial performance of funds.

Dana Syirkah

Dana *syirkah* tahun 2021 mencapai Rp182,33 miliar, meningkat 18,58% dibandingkan dengan tahun 2020 yang mencapai Rp153,76 miliar. Peningkatan tersebut terutama berasal dari pertumbuhan kontibusi *saving* dan hasil investasi saku dana investasi

Syirkah Fund

Syirkah funds in 2021 reached IDR182.33 billion, an increase of 18.58% compared to 2020 which reached IDR153.76 billion. The increase mainly came from the growth in saving contributions and investment returns from investment funds

Ekuitas

Ekuitas tahun 2021 mencapai Rp6,68 triliun, meningkat 139,19% dibandingkan dengan tahun 2020 yang mencapai Rp2,79 triliun. Peningkatan tersebut terutama berasal dari tambahan modal disetor di tahun 2021.

Equity

Equity in 2021 reached IDR6.68 trillion, an increase of 139.19% compared to 2020 which reached IDR2.79 trillion. The increase mainly came from additional paid-in capital in 2021.

Tabel Ekuitas
Table of Equity

(dalam jutaan Rupiah/in IDR million)

Uraian	2021	2020	Pertumbuhan Growth		Description
			(Rp) (IDR)	%	
Modal saham			-		**Capital Stock**
Modal saham - nilai nominal Rp100.000 (nilai penuh) per saham pada tanggal Desember 2021 dan 2020			-		Share capital - par value IDR100,000 (full amount) per share on December 2021 and 2020
Modal dasar - 4.000.000 saham pada tanggal 31 Desember 2021 dan 3.000.000 saham pada tanggal 31 Desember 2020			-		Authorized capital - 4,000,000 shares as of December 31, 2021 and 3,000,000 shares as of December 31, 2020
Modal ditempatkan dan disetor penuh - 3.136.458 saham (2020: 2.200.000 saham terdiri dari 1 saham Seri A dan 2.199.999 saham Seri B)	313.646	220.000	93.646	42,57	Issued and fully paid capital - 3,136,458 shares (2020: 2,200,000 shares consisting of 1 Series A share and 2,199,999 Series B shares)
Tambahan modal disetor	3.756.354	-	3.756.354	100,00%	Additional paid-in capital
Penghasilan komprehensif lain:					Other comprehensive income:
Keuntungan yang belum direalisasi atas perubahan nilai wajar efek-efek tersedia untuk dijual, neto	77.542	197.178	(119.636)	(60,67)	Unrealized gain on changes in fair value of available-for-sale securities, net
Pengukuran kembali atas liabilitas imbalan kerja, neto	(1.878)	(10.574)	8.696	(82,24)	Remeasurement of employee benefit liabilities, net
Saldo laba					Retain earning
Cadangan umum	1.761.813	1.761.813	-	-	General reserves
Belum ditentukan penggunanya	775.625	625.586	150.039	23,98	No user defined
TOTAL EKUITAS	**6.683.103**	**2.794.003**	**3.889.100**	**139,19**	**TOTAL EQUITY**

Laporan Laba Rugi dan Penghasilan Komprehensif Lain Konsolidasian

Consolidated Profit Loss and other Comprehensive Income Statement Report

Tabel Laporan Laba Rugi dan Penghasilan Komprehensif Lain Konsolidasian

Table of Consolidated Profit Loss and Other Comprehensive Income Statement Report

(dalam jutaan Rupiah/in IDR million)

Uraian	2021	2020	Pertumbuhan/Growth		Description
1	2	3	4 = 2-3	5 = (2-3)/3	6
PENDAPATAN					**INCOME**
Pendapatan Premi					Premium Income
Premi bruto	6.790.375	5.889.762	900.613	15,29	Gross Premium
Premi reasuransi	(390.148)	(107.891)	(282.257)	261,61	Reinsurance Premium
Perubahan premi yang belum merupakan pendapatan	(58.738)	(105.248)	46.510	(44,19)	Changes in Unearned Premium Reserves
Perubahan aset reasuransi terkait premi yang belum merupakan pendapatan	9.500	2.831	6.669	235,57	Changes in reinsurance assets related to unearned premium reserves
Pendapatan premi, neto	6.350.989	5.679.454	671.535	11,82	Premium Income, net
Hasil investasi, neto	783.218	616.101	167.117	27,12	Investment Income, net
Pendapatan pengelolaan operasi asuransi syariah (*ujrah*)	56.378	61.667	(5.289)	(8,58)	Sharia insurance operation management income (ujrah)
Pendapatan lain-lain	73.855	22.629	51.226	226,37	Other Income
TOTAL PENDAPATAN	**7.264.440**	**6.379.851**	**884.589**	**13,87**	**TOTAL INCOME**
BEBAN					**EXPENSES**
Klaim dan manfaat					Claims and Benefits
Klaim dan manfaat bruto	5.714.964	3.759.671	1.955.293	52,01	Gross Claims and Benefits
Klaim reasuransi	(452.872)	(117.440)	(335.432)	285,62	Reisnurance Claims
Perubahan liabilitas manfaat polis masa depan	(266.663)	662.916	(929.579)	(140,23)	Changes in liability for future policy benefits
Perubahan aset reasuransi terkait liabilitas manfaat polis masa depan	(38.115)	(38.169)	54	(0,14)	Changes in reinsurance assets related to liability for future policy benefits
Perubahan estimasi liabilitas klaim	54.200	48.813	5.387	11,04	Changes in estimated claims liability
Perubahan liabilitas *unit-linked*	717.454	894.163	(176.709)	(19,76)	Changes in unit-linked liabilities
Klaim dan manfaat, neto	5.728.968	5.209.954	519.014	9,96	Claims and Benefit, net
Beban akuisisi	816.263	556.966	259.297	46,56	Acquisition Cost
Beban usaha	448.920	405.235	43.685	10,78	Operating Expenses
Beban pemasaran	135.547	128.652	6.895	5,36	Marketing Expenses
Beban lain-lain, neto	4.569	25.894	(21.325)	(82,35)	Other Expenses, net
TOTAL BEBAN	**7.134.267**	**6.326.701**	**807.566**	**12,76**	**TOTAL EXPENSES**

Uraian	2021	2020	Pertumbuhan/Growth		Description
1	2	3	4 = 2-3	5 = (2-3)/3	6
LABA SEBELUM BEBAN PAJAK FINAL DAN MANFAAT (BEBAN) PAJAK PENGHASILAN, NETO	**130.173**	**53.150**	**77.023**	**144,92**	**PROFIT BEFORE FINAL TAX EXPENSES AND INCOME TAX BENEFITS (EXPENSES), NET**
Beban pajak final	(71.227)	(50.560)	(20.667)	40,88	Final Tax Expenses
LABA SEBELUM MANFAAT PAJAK PENGHASILAN	**58.946**	**2.590**	**56.356**	**2.175,91**	**PROFIT BEFORE INCOME TAX BENEFITS**
MANFAAT PAJAK PENGHASILAN, NETO	**91.093**	**59.800**	**31.293**	**52,33**	**INCOME TAX BENEFITS, NET**
LABA TAHUN BERJALAN	**150.039**	**62.390**	**87.649**	**140,48**	**INCOME FOR THE YEAR**
PENGHASILAN KOMPREHENSIF LAIN					**OTHER COMPREHENSIVE INCOME**
Pos yang akan direklasifikasi ke laba rugi:					**Items to be reclassified to profit or loss:**
(Kerugian) keuntungan yang belum direalisasi atas perubahan nilai wajar efek-efek yang tersedia untuk dijual	(133.476)	189.908	(323.384)	(170,28)	(Loss) unrealized gain on changes in the fair value of available-for-sale securities
Pajak penghasilan terkait	13.840	(17.876)	31.716	(177,42)	Related Income Tax
Pos yang tidak akan direklasifikasi ke laba rugi:					**Items that will not be reclassified to profit or loss:**
Pengukuran kembali atas liabilitas imbalan kerja	11.149	(5.255)	16.404	(312,16)	Remeasurement of employee benefit liabilities
Pajak penghasilan terkait	(2.453)	907	(3.360)	(370,45)	Related Income Tax
TOTAL PENGHASILAN KOMPREHENSIF TAHUN BERJALAN	**39.099**	**230.074**	**(190.975)**	**(83,01)**	**TOTAL COMPREHENSIVE INCOME FOR THE YEAR**

Grafik Laporan Laba Rugi dan Penghasilan Komprehensif Lain Konsolidasian

Graph of Consolidated Statement of Profit or Loss and Other Comprehensive Income

(dalam jutaan Rupiah/in IDR million)

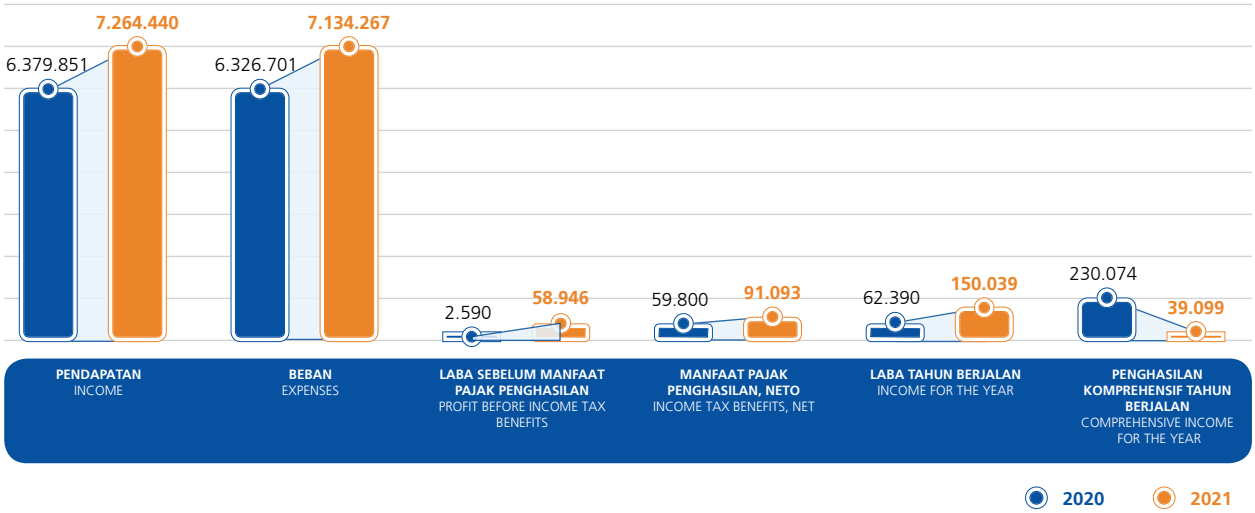

Pendapatan

Pendapatan tahun 2021 mencapai Rp7,26 triliun, meningkat 13,87% dibandingkan dengan tahun 2020 yang mencapai Rp6,38 triliun. Peningkatan tersebut terutama berasal dari pertumbuhan pendapatan premi, neto sebesar Rp671,54 miliar.

Income

Income in 2021 reached IDR7.26 trillion, an increase of 13.87% compared to 2020 which reached IDR6.38 trillion. The increase was mainly from the growth of premium income, net of IDR671.54 billion.

Tabel Pendapatan
Table of Income

(dalam jutaan Rupiah/in IDR million)

Uraian	2021	2020	Pertumbuhan/Growth		Description
1	2	3	4 = 2-3	5 = (2-3)/3	6
Pendapatan Premi					**Premium Income**
Premi bruto	6.790.375	5.889.762	900.613	15,29	Gross Premium
Premi reasuransi	(390.148)	(107.891)	(282.257)	261,61	Reinsurance Premium
Perubahan premi yang belum merupakan pendapatan	(58.738)	(105.248)	46.510	(44,19)	Changes in Unearned Premium Reserves
Perubahan aset reasuransi terkait premi yang belum merupakan pendapatan	9.500	2.831	6.669	235,57	Changes in Resinsurance Assets Related to Unearned Premium Reserves
Pendapatan premi, neto	6.350.989	5.679.454	671.535	11,82	Premium Income, net
Hasil investasi, neto	783.218	616.101	167.117	27,12	Investment Income, net
Pendapatan pengelolaan operasi asuransi syariah (*ujrah*)	56.378	61.667	(5.289)	(8,58)	Income from Operational Management of Sharia Insurance (ujrah)
Pendapatan lain-lain	73.855	22.629	51.226	226,37	Other Income
Total Pendapatan	**7.264.440**	**6.379.851**	**884.589**	**13,87**	**Total Income**

Pendapatan Premi, Neto

Pendapatan premi, neto tahun 2021 mencapai Rp6,34 triliun, meningkat 11,82% dibandingkan dengan tahun 2020 yang mencapai Rp5,68 triliun. Peningkatan tersebut terutama berasal dari pertumbuhan premi bruto sebesar Rp900,61 miliar.

Premium Income, Net

Premium income, net in 2021 reached IDR6.34 trillion, an increase of 11.82% compared to 2020 which reached IDR5.68 trillion. The increase was mainly due to the growth in gross premiums of IDR900.61 billion.

Hasil Investasi, Neto

Hasil investasi, neto tahun 2021 mencapai Rp783,22 miliar, meningkat 27,12% dibandingkan dengan tahun 2020 yang mencapai Rp616,10 miliar. Peningkatan tersebut terutama berasal dari pertumbuhan investasi dari pendapatan bunga sebesar Rp150,88 miliar.

Investment Income, Net

Investment returns, net in 2021 reached IDR783.22 billion, an increase of 27.12% compared to 2020 which reached IDR616.10 billion. The increase was mainly due to investment growth from interest income of IDR150.88 billion.

Tabel Hasil Investasi, Neto

Table of Investment Income, Net

(dalam jutaan Rupiah/in IDR million)

Uraian	2021	2020	Pertumbuhan/Growth		Description
1	2	3	4 = 2-3	5 = (2-3)/3	6
Pendapatan bunga	412.229	261.352	150.877	57,73	Interest Income
Laba penjualan efek dalam kelompok nilai wajar melalui laba rugi	310.203	182.733	127.470	69,76	Gain on sale of securities in fair value through profit or loss
Laba penjualan efek dalam kelompok tersedia untuk dijual	15.602	97.126	(81.524)	(83,94)	Profit on sale of securities in the group available for sale
Laba (rugi) yang belum direalisasi atas efek dalam kelompok nilai wajar melalui laba rugi, neto	45.641	70.948	(25.307)	(35,67)	Unrealized gain (loss) on securities classified as fair value through profit or loss, net
Pendapatan dividen atas investasi saham	8.706	13.265	(4.559)	(34,37)	Dividend income on stock investment
Pendapatan sewa atas properti investasi	957	1.503	(546)	(36,33)	Rental income on investment property
Laba penjualan penyertaan langsung	-	800	(800)	(100,00)	Direct investment sales profit
Laba selisih kurs, neto	1	(432)	433	(100,23)	Profit on foreign exchange, net
Laba yang belum direalisasi atas penyesuaian nilai wajar properti investasi	3.013	(2.393)	5.406	(225,91)	Unrealized gain on fair value adjustment of investment property
Beban investasi	(5.955)	(4.036)	(1.919)	47,55	Investment expense
Amortisasi premi obligasi	(7.179)	(4.765)	(2.414)	50,66	Bond premium amortization
Neto	**783.218**	**616.101**	**167.117**	**27,12**	**Net**

Pendapatan Pengelolaan Operasi Asuransi Syariah (*Ujrah*)

Pendapatan pengelola operasi asuransi syariah (*ujrah*) tahun 2021 mencapai Rp56,38 miliar, menurun 8,58% dibandingkan dengan tahun 2020 yang mencapai Rp61,67 miliar. Hal tersebut karena penghentian kerjasama dengan BSI yaitu kepesertaan asuransi pembiayaan akibat teguran OJK atas kerjasama *bancassurance* BSI pada tahun 2021.

Income From Operational Management of Sharia Insurance (Ujrah)

The revenue of sharia insurance operations management (ujrah) in 2021 reached IDR56.38 billion, a decrease of 8.58% compared to 2020 which reached IDR61.67 billion. This was due to the termination of cooperation with BSI, namely financing insurance participation due to FSA's warning for BSI's bancassurance cooperation in 2021.

Pendapatan Lain-Lain

Pendapatan lain-lain tahun 2021 mencapai Rp73,86 miliar, meningkat 226,37% dibandingkan dengan tahun 2020 yang mencapai Rp22,63 miliar. Peningkatan tersebut terutama berasal dari pertumbuhan komisi reasuransi sebesar Rp40,48 miliar.

Other Income

Other income in 2021 reached IDR73.86 billion, an increase of 226.37% compared to 2020 which reached IDR22.63 billion. The increase was mainly due to the growth in reinsurance commissions of IDR40.48 billion.

Tabel Pendapatan Lain-Lain
Table of Other Income

(dalam jutaan Rupiah/in IDR million)

Uraian	2021	2020	Pertumbuhan/Growth		Description
1	2	3	4 = 2-3	5 = (2-3)/3	6
Komisi reasuransi	51.146	10.665	40.481	379,57	Reinsurance Commission
Pendapatan manajemen fee dan rebate fee	21.915	10.901	11.014	101,04	Management fee income and rebate fee
Pendapatan bunga	794	1.063	(269)	(25,31)	Interest Income
Total	**73.855**	**22.629**	**51.226**	**226,37**	**Total**

Beban

Beban tahun 2021 mencapai Rp7,13 triliun, meningkat 12,76% dibandingkan dengan tahun 2020 yang mencapai Rp6,33 triliun. Peningkatan tersebut terutama berasal dari pertumbuhan klaim dan manfaat, neto sebesar Rp519,01 miliar.

Expenses

Expenses in 2021 reached IDR7.13 trillion, an increase of 12.76% compared to 2020 which reached IDR6.33 trillion. The increase was mainly due to the growth in claims and benefits, net of IDR519.01 billion.

Tabel Beban
Table of Expenses

(dalam jutaan Rupiah/in IDR million)

Uraian	2021	2020	Pertumbuhan/Growth		Description
1	2	3	4 = 2-3	5 = (2-3)/3	6
Klaim dan manfaat					Claims and Benefits
Klaim dan manfaat bruto	5.714.964	3.759.671	1.955.293	52,01	Gross Claims and Benefits
Klaim reasuransi	(452.872)	(117.440)	(335.432)	285,62	Reinsurance Claims
Perubahan liabilitas manfaat polis masa depan	(266.663)	662.916	(929.579)	(140,23)	Changes in Liabilities for Future Policy Benefits
Perubahan aset reasuransi terkait liabilitas manfaat polis masa depan	(38.115)	(38.169)	54	(0,14)	Changes in Reinsurance Assets Related to Liabilities for Future Policy Benefits
Perubahan estimasi liabilitas klaim	54.200	48.813	5.387	11,04	Changes in Estimated Claims Libaility
Perubahan liabilitas unit-linked	717.454	894.163	(176.709)	(19,76)	Changes in Liabilities for Unit-Linked
Klaim dan manfaat, neto	5.728.968	5.209.954	519.014	9,96	Claims and Benefits, net
Beban akuisisi	816.263	556.966	259.297	46,56	Acquisition Cost
Beban usaha	448.920	405.235	43.685	10,78	Operating Expenses
Beban pemasaran	135.547	128.652	6.895	5,36	Marketing Expenses
Beban lain-lain, neto	4.569	25.894	(21.325)	(82,35)	Other Expenses, net
Total Beban	**7.134.267**	**6.326.701**	**807.566**	**12,76**	**Total Expenses**

Klaim dan Manfaat, Neto

Klaim dan manfaat, neto tahun 2021 mencapai Rp5,73 triliun, meningkat 9,96% dibandingkan dengan tahun 2020 yang mencapai Rp5,21 triliun. Peningkatan tersebut terutama berasal dari pertumbuhan klaim dan manfaat, bruto dari klaim kematian yang menjadi Rp4,10 triliun di tahun 2021

Claims and Benefits, Net

Claims and benefits, net in 2021 reached IDR5.73 trillion, an increase of 9.96% compared to 2020 which reached IDR5.21 trillion. The increase mainly came from the growth of claims and benefits, gross from death claims to IDR4.10 trillion in 2021

Beban Akuisisi

Beban akuisisi tahun 2021 mencapai Rp816,26 miliar, meningkat 46,56% dibandingkan dengan tahun 2020 yang mencapai Rp556,97 miliar. Peningkatan tersebut terutama berasal dari pertumbuhan biaya manajemen yang sebesar Rp234,32 miliar.

Acquisition Cost

Acquisition cost in 2021 reached IDR816.26 billion, an increase of 46.56% compared to 2020 which reached IDR556.97 billion. The increase was mainly due to the growth in management fees reaching IDR234.32 billion.

Tabel Beban Akuisisi
Table of Acquisition Cost

(dalam jutaan Rupiah/in IDR million)

Uraian	2021	2020	Pertumbuhan/Growth		Description
1	2	3	4 = 2-3	5 = (2-3)/3	6
Biaya manajemen	668.224	433.905	234.319	54,00	Management Fee
Komisi dan bonus	146.918	122.080	24.838	20,35	Commissions and Bonuses
Pemeriksaan kesehatan	1.121	981	140	14,27	Medical Check-Up
Total	**816.263**	**556.966**	**259.297**	**46,56**	**Total**

Beban Usaha

Beban usaha tahun 2021 mencapai Rp448,92 miliar, meningkat 10,78% dibandingkan dengan tahun 2020 yang mencapai Rp405,24 miliar. Peningkatan tersebut terutama berasal dari pertumbuhan beban gaji, tunjangan dan kesejahteraan karyawan sebesar Rp49,99 miliar.

Operating Expenses

Operating expenses in 2021 reached IDR448.92 billion, an increase of 10.78% compared to 2020 which reached IDR405.24 billion. The increase was mainly due to the growth in salaries, benefits and employee benefits reaching IDR49.99 billion.

Tabel Beban Usaha
Table of Operating Expenses

(dalam jutaan Rupiah/in IDR million)

Uraian	2021	2020	Pertumbuhan/Growth		Description
1	2	3	4 = 2-3	5 = (2-3)/3	6
Gaji, tunjangan dan kesejahteraan karyawan	232.746	182.758	49.988	27,35	Salaries, benefits and employee welfare
Beban perlengkapan kantor dan lainnya	67.466	62.389	5.077	8,14	Office supplies and other expenses
Penyusutan aset tetap	38.688	37.771	917	2,43	Decreasing asset
Beban sewa	23.179	23.892	(713)	(2,98)	Rental expenses
Amortisasi	21.140	20.227	913	4,51	Amortization

Uraian	2021	2020	Pertumbuhan/Growth		Description
1	2	3	4 = 2-3	5 = (2-3)/3	6
Imbalan kerja	16.373	20.357	(3.984)	(19,57)	Work benefits
Penyusutan aset hak guna	12.476	12.314	162	1,32	Depreciation of usufructuary assets
Jasa profesional	10.700	9.098	1.602	17,61	Professional service
Iuran dan sumbangan	10.534	10.767	(233)	(2,16)	Dues and donations
Transportasi dan perjalanan	4.237	4.726	(489)	(10,35)	Transportation and travel
Jamuan	3.302	3.257	45	1,38	dinner
Pelatihan	3.172	3.710	(538)	(14,50)	Training
Perbaikan dan pemeliharaan	1.818	2.297	(479)	(20,85)	Repair and maintenance
Biaya pajak	1.769	2.797	(1.028)	(36,75)	Tax costs
Jasa pelayanan dan investigasi	341	7.185	(6.844)	(95,25)	Services and investigations
Lain-lain	979	1.690	(711)	(42,07)	Lain-lain
Total	**448.920**	**405.235**	**43.685**	**10,78**	**Total**

Beban Pemasaran

Beban pemasaran tahun 2021 mencapai Rp135,55 miliar, meningkat 5,36% dibandingkan dengan tahun 2020 yang mencapai Rp128,65 miliar. Peningkatan tersebut terutama berasal dari pertumbuhan beban gaji dan tunjangan tenaga penjualan sebesar Rp10,36 miliar.

Marketing Expenses

Marketing expenses in 2021 reached IDR135.55 billion, an increase of 5.36% compared to 2020 which reached IDR128.65 billion. The increase was mainly due to the growth in salary expenses and sales force allowances of IDR10.36 billion.

Tabel Beban Pemasaran
Table of Marketing Expenses

(dalam jutaan Rupiah/in IDR million)

Uraian	2021	2020	Pertumbuhan/Growth		Description
1	2	3	4 = 2-3	5 = (2-3)/3	6
Gaji dan tunjangan tenaga penjualan	99.887	89.523	10.364	11,58	Sales representative salaries and benefits
Tunjangan hari raya	12.017	6.482	5.535	85,39	Holiday allowance
Rekruitmen dan pelatihan	6.817	11.188	(4.371)	(39,07)	Recruitment and training
Program penghargaan	3.025	3.373	(348)	(10,32)	Reward program
Promosi	1.788	2.182	(394)	(18,06)	Promotion expense
Biaya cetak	608	8.367	(7.759)	(92,73)	Printing costs
Iklan	394	1.111	(717)	(64,54)	Advertising
Lain-lain	11.011	6.426	4.585	71,35	Others
Total	**135.547**	**128.652**	**6.895**	**5,36**	**Total**

Beban Lain-Lain, Neto

Beban lain-lain, neto tahun 2021 mencapai Rp4,57 miliar, menurun 82,35% dibandingkan dengan tahun 2020 yang mencapai Rp25,89 miliar. Penurunan tersebut terutama berasal dari turunnya beban kontijensi serta tidak adanya denda pajak di tahun 2021.

Other Expenses, Net

Other expenses, net in 2021 reached IDR4.57 billion, a decrease of 82.35% compared to 2020 which reached IDR25.89 billion. The decrease mainly came from the decrease in contingent expenses and the absence of tax penalties in 2021.

Tabel Beban Lain-Lain
Table of Other Expenses

(dalam jutaan Rupiah/in IDR million)

Uraian	2021	2020	Pertumbuhan/Growth		Description
1	2	3	4 = 2-3	5 = (2-3)/3	6
Denda pajak	-	12.120	(12.120)	(100,00)	Tax penalties
(Penurunan) kenaikan beban kontijensi	(2.866)	11.229	(14.095)	(125,52)	(Decrease) increase in contingent expenses
Bunga liabilitas sewa	1.308	1.721	(413)	(24,00)	Rent liability interest
(Laba) Rugi selisih kurs, neto	(74)	250	(324)	(129,60)	(Profit) Loss on foreign exchange, net
Lain-lain	6.201	574	5.627	980,31	Others
Total	**4.569**	**25.894**	**(21.325)**	**(82,35)**	**Total**

Laba Sebelum Beban Pajak Final dan Manfaat (Beban) Pajak Penghasilan, Neto

Laba sebelum beban pajak final dan manfaat (beban) pajak penghasilan, neto tahun 2021 mencapai Rp130,17 miliar, meningkat 144,92% dibandingkan dengan tahun 2020 yang mencapai Rp53,15 miliar. Peningkatan tersebut sejalan dengan pertumbuhan total pendapatan di tahun 2021.

Profit Before Final Tax Expense and Income Tax Benefit (Expense), Net

Profit before final tax expense and income tax benefit (expense) net in 2021 reached IDR130.17 billion, an increase of 144.92% compared to 2020 which reached IDR53.15 billion. This increase was in line with total revenue growth in 2021.

Tabel Laba Sebelum Beban Pajak Final dan Manfaat (Beban) Pajak Penghasilan, Neto
Table of Profit Before Final Tax Expense and Income Tax Benefit (Expense), Net

(dalam jutaan Rupiah/in IDR million)

Uraian	2021	2020	Pertumbuhan/Growth		Description
1	2	3	4 = 2-3	5 = (2-3)/3	6
Total Pendapatan	7.264.440	6.379.851	884.589	13,87	Total Income
Total Beban	(7.134.267)	(6.326.701)	(807.566)	12,76	Total Expense
Laba Sebelum Beban Pajak Final dan Manfaat (Beban) Pajak Penghasilan, Neto	**130.173**	**53.150**	**77.023**	**144,92**	**Profit Before Final Tax Expense and Income Tax Benefit (Expense), Net**

Beban Pajak Final

Beban pajak final tahun 2021 mencapai Rp71,23 miliar, meningkat 40,88% dibandingkan dengan tahun 2020 yang mencapai Rp50,56 miliar.

Final Tax Expense

Final tax expense in 2021 reached IDR71.23 billion, an increase of 40.88% compared to 2020 which reached IDR50.56 billion.

Laba Sebelum Manfaat Pajak Penghasilan

Laba sebelum manfaat pajak penghasilan tahun 2021 mencapai Rp58,95 miliar, meningkat 2.175,91% dibandingkan dengan tahun 2020 yang mencapai Rp2,59 miliar. Peningkatan tersebut sejalan dengan pertumbuhan laba sebelum beban pajak final dan manfaat (beban) pajak penghasilan, neto.

Income Before Income Tax Benefit

Income before income tax benefits in 2021 reached IDR58.95 billion, an increase of 2,175.91% compared to 2020 which reached IDR2.59 billion. This increase was in line with the growth in profit before final tax expense and income tax benefit (expense), net.

Tabel Laba Sebelum Manfaat Pajak Penghasilan

Table of Income Before Income Tax Benefit

(dalam jutaan Rupiah/in IDR million)

Uraian	2021	2020	Pertumbuhan/Growth		Description
1	2	3	4 = 2-3	5 = (2-3)/3	6
Laba Sebelum Beban Pajak Final dan Manfaat (Beban) Pajak Penghasilan, Neto	130.173	53.150	77.023	144,92	Profit Before Final Tax Expense and Income Tax Benefit (Expense), Net
Beban pajak final	(71.227)	(50.560)	(20.667)	40,88	Final Tax Expense
Laba Sebelum Manfaat Pajak Penghasilan	**58.946**	**2.590**	**56.356**	**2.175,91**	**Income Before Income Tax Benefit**

Manfaat Pajak Penghasilan, Neto

Manfaat pajak penghasilan, neto tahun 2021 mencapai Rp91,09 miliar, meningkat 52,33% dibandingkan dengan tahun 2020 yang mencapai Rp59,80 miliar. Peningkatan tersebut terutama berasal dari pertumbuhan beban (manfaat) pajak tangguhan.

Income Tax Benefit, Net

Income tax benefits, net in 2021 reached IDR91.09 billion, an increase of 52.33% compared to 2020 which reached IDR59.80 billion. The increase was mainly due to the growth in deferred tax expense (benefits).

Manfaat Pajak Penghasilan, Neto

Table of Income Tax Benefit, Net

(dalam jutaan Rupiah/in IDR million)

Uraian	2021	2020	Pertumbuhan/Growth		Description
1	2	3	4 = 2-3	5 = (2-3)/3	6
Beban pajak penghasilan	-	-	-	-	Income Tax Expense
Beban tahun sebelumnya	-	11.189	(11.189)	(100,00)	Previous Year Expense
Beban (manfaat) pajak tangguhan	(91.093)	(70.989)	(20.104)	28,32	Deffered tax expense (benefit)
Total	**(91.093)**	**(59.800)**	**(31.293)**	**52,33**	**Total**

Laba Tahun Berjalan

Laba tahun berjalan tahun 2021 mencapai Rp150,04 miliar, meningkat 140,48% dibandingkan dengan tahun 2020 yang mencapai Rp62,39 miliar. Pertumbuhan laba pada tahun 2021 ditopang oleh pertumbuhan premi dan hasil investasi. BRI Life membukukan total pendapatan premi sebesar Rp6,79 triliun tumbuh 15,29%. Pertumbuhan ini berasal dari hampir semua lini pemasaran. Pertumbuhan terbesar diperoleh dari lini pemasaran

Income for the Year

Income for the year 2021 reached IDR150.04 billion, an increase of 140.48% compared to 2020 which reached IDR62.39 billion. Profit growth in 2021 was supported by premium growth and investment returns. BRI Life posted a total premium income of IDR6.79 trillion, growing by 15.29%. This growth came from almost all marketing lines. The biggest growth was obtained from the Alternate marketing line with AMKKM products with

Alternate dengan produk AMKKM pendapatan premi sebesar Rp541,49 miliar tumbuh 55,36%. Selanjutnya pertumbuhan berasal dari lini pemasaran In Branch yang didominasi oleh produk *unit link* yakni Davestera dapat membukukan premi sebesar Rp2,40 triliun tumbuh 31,93%. Untuk lini pemasaran lain seperti Corporate mencapai Rp1,10 triliun tumbuh 12,28%, distribusi mencapai Rp2,65 triliun tumbuh 2,11% dan lini pemasaran Agency mencapai Rp96,10 miliar terkontraksi 35,86%.

premium income of IDR541.49 billion, growing by 55.36%. Furthermore, growth came from the In Branch marketing line, which was dominated by unit link products, namely Davestera, which recorded a premium of IDR2.40 trillion, growing by 31.93%. For other marketing lines, such as Corporate which reached IDR1.10 trillion, growing by 12.28%, and distribution reached IDR2.65 trillion, growing 2.11% and Agency marketing line reached IDR96.10 billion, contracted by 35.86%.

Laba Tahun Berjalan

Table of Income For The Year

(dalam jutaan Rupiah/in IDR million)

Uraian	2021	2020	Pertumbuhan/Growth		Description
1	2	3	4 = 2-3	5 = (2-3)/3	6
Total pendapatan	7.264.440	6.379.851	884.589	13,87	Total Income
Total beban	(7.134.267)	(6.326.701)	(807.566)	12,76	Total Expense
Laba sebelum beban pajak final dan manfaat (beban) pajak penghasilan, neto	130.173	53.150	77.023	144,92	Profit Before Final Tax Expense and Income Tax Benefit (Expense), Net
Beban pajak final	(71.227)	(50.560)	(20.667)	40,88	Final Tax Expense
Laba sebelum manfaat pajak penghasilan	58.946	2.590	56.356	2.175,91	Income before income tax benefits
Manfaat pajak penghasilan, neto	91.093	59.800	31.293	52,33	Income Tax Benefit, net
Laba tahun berjalan	**150.039**	**62.390**	**87.649**	**140,48**	**Income for The Year**

Penghasilan Komprehensif Tahun Berjalan

Penghasilan komprehensif tahun berjalan tahun 2021 mencapai Rp39,10 miliar, menurun 83,01% dibandingkan dengan tahun 2020 yang mencapai Rp230,07 miliar. Penurunan tersebut terutama berasal dari turunnya (kerugian) keuntungan yang belum direalisasi atas perubahan nilai wajar efek-efek yang tersedia untuk dijual.

Comprehensive Income For The Year

Comprehensive income for the year 2021 reached IDR39.10 billion, a decrease of 83.01% compared to 2020 which reached IDR230.07 billion. The decrease was mainly due to a decrease (loss) in unrealized gains on changes in the fair value of available-for-sale securities.

Penghasilan Komprehensif Tahun Berjalan

Table of Comprehensive Income for The Year

(dalam jutaan Rupiah/in IDR million)

Uraian	2021	2020	Pertumbuhan/Growth		Description
1	2	3	4 = 2-3	5 = (2-3)/3	6
Pos yang akan direklasifikasi ke laba rugi:					Items to be reclassified to profit or loss:
(Kerugian) keuntungan yang belum direalisasi atas perubahan nilai wajar efek-efek yang tersedia untuk dijual	(133.476)	189.908	(323.384)	(170,28)	(Loss) unrealized gain on changes in fair value of available-for-sale securities
Pajak penghasilan terkait	13.840	(17.876)	31.716	(177,42)	Related Income Tax

Uraian	2021	2020	Pertumbuhan/Growth		Description
1	2	3	4 = 2-3	5 = (2-3)/3	6
Pos yang tidak akan direklasifikasi ke laba rugi:					Item that will not be reclassified to profit or loss:
Pengukuran kembali atas liabilitas imbalan kerja	11.149	(5.255)	16.404	(312,16)	Remeasurement of employee benefit liabilities
Pajak penghasilan terkait	(2.453)	907	(3.360)	(370,45)	Related Income Tax
Total Penghasilan Komprehensif Tahun Berjalan	**39.099**	**230.074**	**(190.975)**	**(83,01)**	**Total Comprehensive Income for The Year**

Laporan Arus Kas Konsolidasian

Consolidated Statements of Cash Flows

Tabel Arus Kas Konsolidasian

Table of Consolidated Cash Flows

(dalam jutaan Rupiah/in IDR million)

Uraian	2021	2020	Pertumbuhan/Growth		Description
1	2	3	4 = 2-3	5 = (2-3)/3	6
ARUS KAS DARI AKTIVITAS OPERASI					**CASH FLOWS FROM OPERATING ACTIVITIES**
Penerimaan premi	7.633.033	5.881.111	1.751.922	29,79	Premium Receipt
Pembayaran klaim	(5.750.945)	(3.761.021)	(1.989.924)	52,91	Payment of claims
Pembayaran premi reasuransi	(384.639)	(108.277)	(276.362)	255,24	Reinsurance premium payment
Penerimaan klaim reasuransi	375.141	45.267	329.874	728,73	Receipt of reinsurance claims
Pembayaran beban akuisisi	(2.838.541)	(563.495)	(2.275.046)	403,74	Acquisition expense payment
Pembayaran beban usaha dan pemasaran	(407.938)	(671.895)	263.957	(39,29)	Payment of operating and marketing expenses
Pembayaran pajak penghasilan	-	(18.033)	18.033	(100,00)	Income tax payment
Penerimaan pendapatan lain-lain, neto	769	116.872	(116.103)	(99,34)	Other income receipts, net
Arus kas neto (digunakan untuk) diperoleh dari aktivitas operasi	**(1.373.120)**	**920.529**	**(2.293.649)**	**(249,17)**	**Net cash flows (used in) provided by operating activities**
ARUS KAS DARI AKTIVITAS INVESTASI					**CASH FLOWS FROM INVESTING ACTIVITIES**
Penerimaan dari hasil investasi	358.144	215.952	142.192	65,84	Revenue from investment returns
Penempatan investasi	(107.787.202)	(36.995.028)	70.792.174	191,36	Investment placement
Hasil penjualan investasi	104.970.044	35.956.388	69.013.656	191,94	Investment sale proceeds
Pembelian aset tetap	(11.331)	(26.531)	15.200	(57,29)	Purchase of fixed assets
Pembelian aset tak berwujud	(12.586)	(35.191)	22.605	(64,24)	Purchase of intangible assets
Arus kas neto digunakan untuk aktivitas Investasi	**(2.482.931)**	**(884.410)**	**(1.598.521)**	**180,74**	**Net cash flows used in investing activities**
ARUS KAS DARI AKTIVITAS PENDANAAN					**CASH FLOWS FROM FINANCING ACTIVITY**
Tambahan modal	3.850.000	-	3.850.000	100,00	Additional Capital
Pembayaran liabilitas sewa	(10.073)	(8.684)	(1.389)	15,99	Payment of Lease Liabilities

Uraian	2021	2020	Pertumbuhan/Growth		Description
1	2	3	4 = 2-3	5 = (2-3)/3	6
Arus kas neto diperoleh dari (digunakan untuk) aktivitas pendanaan	3.839.927	(8.684)	3.848.611	(44.318,41)	Net cash flows are obtained from (used for) financing activities
PENURUAN (KENAIKAN) NETO DALAM KAS DAN BANK	(16.124)	27.435	(43.559)	(158,77)	NET DECREASE (INCREASE) IN CASH AND BANK
KAS DAN BANK PADA AWAL TAHUN	95.700	68.265	27.435	40,19	CASH AND BANK AT THE BEGINNING OF THE YEAR
KAS DAN BANK PADA AKHIR TAHUN	79.576	95.700	16.124	(16,85)	CASH ON HAND AND IN BANKS AT THE END OF YEAR

Grafik Laporan Arus Kas Konsolidasian

Graph of Consolidated Statement of Cash Flows

(dalam jutaan Rupiah/in IDR million)

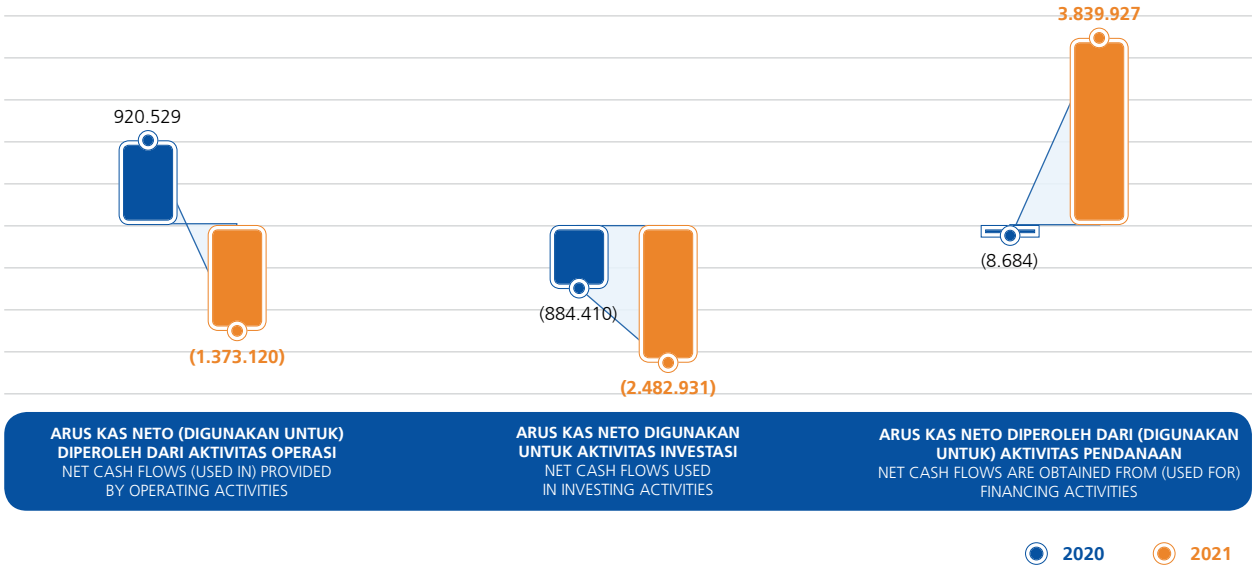

Arus Kas dari Aktivitas Operasi

Arus kas neto digunakan untuk aktivitas operasi tahun 2021 mencapai Rp1,37 triliun, menurun 249,17% dibandingkan arus kas neto diperoleh dari aktivitas operasi tahun 2020 yang mencapai Rp920,53 miliar. Hal tersebut terutama karena pembayaran klaim dan pembayaran beban akuisisi

Cash Flows from Operating Activities

The net cash flow used for operating activities in 2021 reached IDR1.37 trillion, a decrease of 249.17% compared to the net cash flow obtained from operating activities in 2020 which reached IDR920.53 billion. This was mainly due to payment of claims and payment of acquisition costs

Arus Kas dari Aktivitas Investasi

Arus kas neto yang digunakan tahun 2021 mencapai Rp2,48 triliun, meningkat 180,74% dibandingkan dengan tahun 2020 yang mencapai 884,41 miliar. Hal tersebut terutama karena adanya kenaikan penempatan investasi pada tahun 2021.

Cash Flows from Investing Activities

Net cash flow used in 2021 reached IDR2.48 trillion, an increase of 180.74% compared to 2020 which reached 884.41 billion. This was mainly due to an increase in investment placements in 2021.

Arus Kas dari Aktivitas Pendanaan

Arus kas neto yang diperoleh dari aktivitas pendanaan mencapai Rp3,84 triliun, meningkat 44.318,41% dibandingkan arus kas neto digunakan untuk aktivitas pendanaan yang mencapai Rp8,68 miliar. Hal tersebut terutama berasal dari adanya tambahan modal di tahun 2021.

Cash Flows from Financing Activity

Net cash flows from financing activities reached IDR3.84 trillion, an increase of 44,318.41% compared to net cash flows used in financing activities which reached IDR8.68 billion. This mainly came from the additional capital in 2021.

Kemampuan Membayar Utang dan Kolektibilitas Piutang

Ability to Pay Debt and Receivable Collectibility

Kemampuan Membayar Utang

Ability To Pay Debt

Kemampuan membayar hutang jangka pendek tercermin dari rasio likuiditas sedangkan kemampuan membayar hutang jangka panjang tercermin dari rasio solvabilitas. Rasio likuiditas dan rasio solvabilitas disajikan sebagai berikut.

The ability to pay short-term debt is reflected in the liquidity ratio, while the ability to pay long-term debt was reflected in the solvency ratio. The liquidity ratio and solvency ratio were presented as follows.

Kemampuan Membayar Hutang Jangka Pendek (Likuiditas)

Ability to Pay Short-Term Debt (Liquidity)

Kemampuan membayar utang jangka pendek BRI Life ditunjukkan dengan rasio likuiditas yaitu aset lancar dibandingkan dengan liabilitas lancar.

BRI Life's ability to pay short-term debt is indicated by the Liquidity Ratio, which is current assets compared to current liabilities.

Tabel Rasio Likuiditas
Table of Luquidity Ratio

(dalam %/in %)

Uraian	2021	2020	Description
Rasio Likuiditas	378,87%	478,30%	Liquidity Ratio

Rasio likuiditas BRI Life tahun 2021 sebesar 378,87% mengalami penurunan dibandingkan tahun 2020 yang sebesar 478,30%. Hal ini disebabkan penurunan aset lancar di tahun 2021 sebesar Rp155 miliar, namun di sisi lain liabilitas lancar meningkat Rp215 miliar.

BRI Life's liquidity ratio in 2021 was 378.87%, a decrease compared to 2020 which was 478.30%. This was due to a decrease in current assets in 2021 by IDR155 billion, but on current liabilities increased by IDR215 billion.

Kemampuan Membayar Hutang Jangka Panjang (Solvabilitas)

Ability to Pay Long-Term Debt (Solvency)

Rasio solvabilitas yang menunjukkan kemampuan BRI Life dalam membayar kewajiban-kewajibannya khususnya kewajiban jangka panjang. Kemampuan membayar utang jangka panjang ditunjukkan dengan Rasio Kecukupan Investasi

Solvency ratio which showed BRI Life's ability to pay its obligations, especially long-term liabilities. The ability to pay long-term debt was indicated by the Investment Adequacy Ratio

Tabel Rasio Solvabilitas
Table of Solvency Ratio

(dalam %/in %)

Uraian	2021	2020	Description
Rasio Kecukupan Investasi	141,05%	117,47%	Investment Adequacy Ratio

Rasio kecukupan investasi pada tahun 2021 sebesar 141,05%, meningkat dibandingkan tahun 2020 yang sebesar 117,47%. Hal ini terutama disebabkan kenaikan aset investasi sebesar Rp2.415 miliar sebagai penyumbang terbesar dalam perhitungan rasio kecukupan investasi.

The investment adequacy ratio in 2021 was 141.05%, an increase compared to 2020 which was 117.47%. This was mainly due to an increase in investment assets of IDR2,415 billion as the largest contributor in calculating the investment adequacy ratio.

Kolektibilitas Piutang

BRI Life senantiasa menjaga kualitas aset produktif agar kinerja usaha yang berkualitas dapat berkesinambungan. Hal itu, antara lain ditunjukkan melalui tingkat kolektibilitas piutang seperti disampaikan dalam tabel di bawah ini.

Receivables Collectability

BRI Life al maintained the quality of productive assets so that quality business performance could be sustainable. This was shown through the collectibility level of receivables as presented in the table below.

Tabel Piutang Premi
Table of Premium Receivables

(dalam jutaan Rupiah/in IDR million

Berdasarkan Umur Piutang	2021	2020	Pertumbuhan/Growth		Based on Receivable Age
			(Rp)	(%)	
Belum jatuh tempo	6.421	2.332	4.089	175,34	Not yet due
Telah jatuh tempo:					Past due:
Kurang dari 30 hari	27.465	13.880	13.585	97,87	Less than 30 days
31-60 hari	8.753	12.610	(3.857)	(30,59)	31-60 days
61-90 hari	2.120	4.736	(2.616)	(55,24)	61-90 days
91 - 180 hari	4.971	13.393	(8.422)	(62,88)	91 - 180 days
181 - 360 hari	7.524	2.104	5.420	257,60	181 - 360 days
Lebih dari 360 hari	25.408	22.412	2.996	13,37	More than 360 days
Total	**82.662**	**71.467**	**11.195**	**15,66**	**Total**
Dikurangi Cadangan kerugian penurunan nilai	(22.412)	(22.412)	-	-	Less allowance for impairment losses
Neto	**60.250**	**49.055**	**11.195**	**22,82**	**Net**

Berdasarkan tabel di atas, piutang premi yang mengalami penurunan tertinggi yaitu berasal dari piutang premi yang telah jatuh tempo 91-180 hari sebesar Rp8,42 miliar, kemudian diikuti piutang premi yang telah jatuh tempo 31-60 hari sebesar Rp3,86 miliar dan piutang premi yang telah jatuh tempo 61-90 hari sebesar Rp2,62 miliar.

Based on the table above, premium receivables that experienced the highest decline were derived from premium receivables that had matured 91-180 days of IDR8.42 billion, followed by premium receivables that had matured 31-60 days of IDR3.86 billion and accounts receivable premiums that had matured in 61-90 days amounted to IDR2.62 billion.

Struktur Modal

Kebijakan dan Dasar Pemilihan Kebijakan Manajemen atas Struktur Modal

Tujuan BRI Life dalam mengelola modal adalah untuk menjaga kemampuan BRI Life dalam mempertahankan kelangsungan hidup dan berusaha untuk memaksimalkan manfaat kepada pemegang saham dan kepentingan lainnya. Pemerintah Indonesia, melalui Menteri Keuangan menetapkan dan memantau persyaratan modal dan persyaratan peraturan lainnya bagi BRI Life sebagai penyedia asuransi jiwa. Sesuai dengan Undang-Undang No. 40 Tahun 2007 mengenai Perseroan Terbatas tertanggal 16 Agustus 2007

Capital Structure

Policy and Basis for Selecting Management Policy on Capital Structure

BRI Life objective in managing capital is to maintain the Company's ability to survive and strive to maximize benefits to shareholders and other interests. The Government of Indonesia, through the Minister of Finance determines and monitors capital requirements and other regulatory requirements for companies as life insurance providers. In accordance with Law No. 40 of 2007 regarding Limited Liability Companies dated 16 August 2007 which requires Indonesian companies to establish mandatory reserves of at least

yang mengharuskan perusahaan Indonesia untuk membentuk cadangan wajib sekurang-kurangnya 20% dari total modal yang ditempatkan dan disetor penuh. Pada tanggal 31 Desember 2021 dan 2020, BRI Life telah memenuhi ketentuan di atas.

20% of the total issued and fully paid capital. As of December 31, 2021 and 2020, the Company has complied with these requirements

Rincian Struktur Modal

Komposisi struktur modal di 2021 yang dimiliki oleh BRI Life adalah 62,33% berasal dari liabilitas, 1,07% berasal dari dana peserta dan 36,60% berupa ekuitas. Komposisi ini mengalami perubahan jika dibandingkan dengan tahun 2020, komposisi struktur modal yang berasal dari liabilitas sebesar 77,29%, dana peserta sebesar 1,29% dan ekuitas sebesar 21,42%.

Capital Structure Details

The composition of the capital structure in 2021 owned by BRI Life was 62.33% from liabilities, 1.07% from participant funds and 36.60% in the form of equity. This composition changed when compared to 2020, the composition of the capital structure originating from liabilities was 77.29%, participant funds were 1.29%, and equity was 21.42%.

Tabel Struktur Modal

Table of Premium Receivables

(dalam jutaan Rupiah/in IDR million

Uraian	2021	Presentase Total Modal Percentage of Total Capital	2020	Presentase Total Modal Percentage of Total Capital	Description
Total liabilitas	11.381.794	62,33%	10.081.934	77,29%	Total liabilities
Utang Berbasis Bunga	128.737	0,70%	41.727	0,32%	Interest Based Debt
Utang reasuransi	49.991	0,27%	37.171	0,28%	Reinsurance debt
Utang koasuransi	535	0,00%	1.730	0,01%	Co-insurance debt
Utang klaim	78.211	0,43%	2.826	0,02%	Claims payable
Total dana peserta	195.838	1,07%	168.327	1,29%	Total participants funds
Total ekuitas	6.683.103	36,60%	2.794.003	21,42%	Total equity
Total liabilitas, dana peserta dan ekuitas	**18.260.736**	**100,00%**	**13.044.264**	**100,00%**	**Total liabilities, participants funds and equity**

Ikatan Material Investasi Barang Modal

BRI Life tidak memiliki ikatan material terkait investasi barang modal yang dilakukan di tahun 2021.

Capital Goods Investment Materials Agreement

BRI Life had no material commitments related to capital goods investments made in 2021.

Informasi Keuangan yang telah Dilaporkan yang Mengandung Kejadian yang Sifatnya Luar Biasa dan Jarang Terjadi

Selama tahun 2021, BRI Life tidak memiliki informasi keuangan yang telah dilaporkan yang mengandung kejadian yang sifatnya luar biasa dan jarang terjadi.

Reported Financial Information Containing Events of Extraordinary and Rare Events

During 2021, BRI Life did not have any reported financial information containing extraordinary and rare events.

Komponen-Komponen Substansi dari Pendapatan dan Beban Lainnya

Selama tahun 2021, tidak terdapat komponen-komponen dari pendapatan dan beban lainnya yang nilainya sama atau lebih 20 persen dari total nilai pendapatan dan beban lainnya.

Substance Components of other Income and Expenses

During 2021, there were no components of other income and expenses of which value was equal to or more than 20 percent of the total value of other income and expenses.

Dampak Perubahan Harga Terhadap Penjualan atau Pendapatan Bersih Perusahaan

Selama tahun 2021, BRI Life tidak terkena dampak yang signifikan terhadap perubahan harga penjualan atau pendapatan bersih.

Impact of Price Changes on Company Sales or Net Income

During 2021, BRI Life did not have a significant impact on changes in sales prices or net income.

Peningkatan/Penurunan Material dari Penjualan/Pendapatan Bersih

Selama tahun 2021, tidak terdapat peningkatan maupun penurunan material dari penjualan/pendapatan bersih.

Material Increase/Decrease of Sales/ Net Income

During 2021, there was no material increase or decrease in sales/ net income.

Investasi Barang Modal

Jenis dan Nilai Investasi Barang Modal

Jenis dan nilai investasi barang modal yang yang dilakukan oleh BRI Life pada tahun 2021 disajikan sebagai berikut.

Capital Goods Investment

Types and Value of Capital Goods Investment

The types and values of capital goods investments made by BRI Life in 2021 are presented as follows.

Tabel Investasi Barang Modal – Penambahan Aset Tetap
Table of Capital Goods Investment – Addition of Fixed Assets

(dalam jutaan Rupiah/in IDR million

Jenis Investasi Barang Modal	Nilai Tahun 2021	Nilai Tahun 2020	Types of Capital Goods Investment
Tanah	21.130	-	Land
Bangunan	1.931	609	Building
Peralatan kantor	7.328	25.738	Office equipment
Perlengkapan kantor	-	184	Office supply
Kendaraan	-	-	Vehicle
Total	**30.389**	**26.531**	**Total**

Tujuan Investasi Barang Modal

Investasi barang modal ini bertujuan mendukung kelancaran kegiatan operasional BRI Life.

Capital Goods Investment Purpose

This capital investment is aimed at supporting the smooth operation of BRI Life.

Informasi dan Fakta Material Setelah Tanggal Laporan Akuntan

Informasi Material Setelah Tanggal Laporan Keuangan

Pada bulan Januari 2022, Perusahaan menandatangani beberapa perjanjian dengan PT Bahana TCW *Investment Management* untuk Pengelolaan Aset Investasi Perusahaan untuk produk Dana SKK Migas.

a. Berdasarkan Akta Notaris Jose Dimas Satria, S.H., M.Kn. No. 17 pada tanggal 2 Maret 2022 tentang Pernyataan Keputusan Pemegang Saham Perubahan Anggaran Dasar, seluruh pemegang saham telah sepakat melakukan perubahan struktur kepemilikan melalui penerbitan 255.549 saham

Material Information and Facts After the Accountant's Report Date

Material Information After the Financial Statement Date

In January 2022, the Company entered into several agreements with PT Bahana TCW Investment Management for the Management of the Company's Investment Assets for the SKK Migas Fund product.

a. Based on the Deed of Notary Jose Dimas Satria, S.H., M.Kn. No. 17 dated March 2, 2022 regarding the Statement of Shareholders' Decision on Amendment to the Articles of Association, all shareholders agreed to change the ownership structure through the issuance of 255,549 new shares to be

baru untuk diambil bagian oleh FWD Management Holdings Limited atas transaksi ini modal disetor Perusahaan berubah menjadi Rp339.201 juta.

b. Pada tanggal 2 Maret 2022, FWD Management Holdings Limited telah melakukan pembayaran *Capital Injection* sebesar Rp770.000 juta. Kemudian pada tanggal yang sama, Perusahaan melakukan penambahan pembayaran *access fee* ke BRI sebesar Rp770.000 juta dan dicatat dalam akun "biaya akuisisi ditangguhkan".

Informasi dan Fakta Material Setelah Tanggal Laporan Akuntan

Sampai dengan akhir Laporan Tahunan disusun tidak terdapat uraian kejadian penting setelah tanggal laporan akuntan termasuk dampaknya terhadap kinerja dan risiko usaha di masa mendatang.

Prospek Usaha dan Strategi ke Depan Tahun 2022

Perekonomian di beberapa negara telah kembali ke level pra-pandemi pada tahun 2021, termasuk Indonesia, AS dan Tiongkok. Namun di sisi lain banyak pula negara yang masih kesulitan mengembalikan kapasitas ekonominya, seperti Meksiko, Malaysia, Filipina, dan negara-negara Eropa. Aktivitas manufaktur global masih kuat menunjukkan arah pemulihan dengan *Purchasing Managers' Index* (PMI) global bulan Januari 2022 pada angka 53,2. Tren kenaikan harga komoditas masih berlanjut, dengan kenaikan inflasi yang terus membayangi negara maju seperti AS, Inggris, dan Eropa. Inflasi Indonesia masih terjaga meski rambatan tren global melalui inflasi negara produsen harus diwaspadai. Selain itu, potensi kenaikan suku bunga acuan dan pengetatan moneter semakin menguat, khususnya di negara maju.

Pertumbuhan ekonomi domestik pada Kuartal IV 2021 mencapai 5,02%, atau secara keseluruhan tahun 2021 mencapai 3,69%. Pertumbuhan yang kuat di tahun 2021 memberikan sinyal positif prospek ekonomi di 2022 dan meningkatkan keyakinan pelaku pasar terhadap pemulihan ekonomi Indonesia. Hal ini juga tercermin dari peringkat kredit Indonesia yang dipertahankan Moody's pada level Baa2 (*stable*). Proyeksi pertumbuhan ekonomi Kuartal I 2022 berada pada kisaran 4,5%-5,2% (YoY) dan untuk tahunan diproyeksikan tumbuh pada kisaran 4,8%-5,5% (YoY). Berbagai indikasi positif memberikan optimisme bagi pelaku ekonomi dan berdampak baik bagi kinerja APBN di awal 2022. Kinerja positif APBN diharapkan terus berlanjut di bulan-bulan berikutnya walaupun di sisi penerimaan diperkirakan tidak sekuat bulan Januari. (Sumber: Siaran Pers Kementerian Keuangan RI tanggal 22 Februari 2022 : SP – 17/KLI/2022)

Prospek industri asuransi jiwa yang dilansir dari Asosiasi Asuransi Jiwa Indonesia (AAJI) menyatakan bahwa industri asuransi jiwa di Indonesia masih akan menghadapi beberapa tantangan, salah satunya terkait penetrasi asuransi jiwa yang hingga saat ini masih relatif rendah. Berdasarkan data AAJI, dari 273 juta jiwa total

subscribed by FWD Management Holdings Limited Due to this transaction, the Company's paid-in capital was changed to IDR339,201 million.

b. On March 2, 2022, FWD Management Holdings Limited made a Capital Injection payment of IDR770,000 million. Then on the same date, the Company made additional payment of access fee to BRI amounting to IDR770,000 million and recorded in the "deferred acquisition cost" account.

Material Information and Facts After the Accountant's Report Date

Until the end of the Annual Report, there is no description of significant events after the date of the accountant's report including their impact on future business performance and risks.

Business Prospects and Future Strategies in 2022

The economies of several countries returned to pre-pandemic levels in 2021, including Indonesia, the US and China. However, on the other hand, there were many countries that were still struggling to restore their economic capacity, such as Mexico, Malaysia, the Philippines, and European countries. Global manufacturing activity was still strong indicating the direction of recovery with the global Purchasing Managers' Index (PMI) for January 2022 at 53.2. The upward trend in commodity prices continues, with rising inflation continuing to overshadow developed countries such as the US, UK and Europe. Inflation in Indonesia was still under control, although the spread of global trends through inflation in producing countries had to be watched out for. In addition, the potential for an increase in the benchmark interest rate and monetary tightening was strengthening, particularly in developed countries.

Domestic economic growth in the fourth quarter of 2021 reached 5.02%, or overall in 2021 it reached 3.69%. Strong growth in 2021 provided a positive signal for the economic outlook in 2022 and increases market participants' confidence in Indonesia's economic recovery. This was also reflected in Indonesia's credit rating maintained by Moody's at the level of Baa2 (stable). The economic growth projection for the first quarter of 2022 was in the 4.5%-5.2% (YoY) range and annual growth was projected in the 4.8%-5.5% (YoY) range. Various positive indications provided optimism for economic actors and had a positive impact on the performance of the state budget in early 2022. The positive performance of the state budget was expected to continue in the following months although the revenue side was not expected to be as strong as in January. (Source: Ministry of Finance: Press Release, February 22, 2022: SP – 17/KLI/2022)

The prospect of the life insurance industry as reported by the Indonesian Life Insurance Association (AAJI) stated that the life insurance industry in Indonesia still faced several challenges, one of which was related to life insurance penetration which was still relatively low. Based on AAJI data, of the 273 million

penduduk Indonesia, rata-rata penetrasi asuransi jiwa dalam 5 (lima) tahun terakhir hanya sekitar 7,1%. Tantangan lain yakni, terkait literasi yang masih terbilang rendah. Selain itu, produk asuransi ini masih menjadi produk yang perlu dipasarkan dan tidak serta merta dicari oleh masyarakat. Pemasarannya pun masih dominan dengan cara bertemu langsung. Sehingga perusahaan asuransi jiwa diharuskan untuk melakukan inovasi untuk menemukan kanal distribusi baru untuk menjawab tantangan yang akan dihadapi ke depannya. (Sumber :AAJI Daily News 24 Februari 2022)

Berbagai perkiraan terhadap kondisi perekonomian, baik perekonomian global, nasional maupun industri asuransi tersebut, BRI Life yakin memiliki peluang (*opportunity*) untuk tetap tumbuh. Peluang yang dimiliki BRI Life yaitu sebagai berikut:

1. **Mulai Meleknya Masyarakat Terhadap Asuransi**
   Pandemi COVID-19 memang menjadi momok bagi industri asuransi karena pada tahun 2020 menjadi salah satu faktor terbesar pelemahan industri tersebut. Namun, dampak positif dari pandemi COVID- 19 adalah semakin meleknya masyarakat terhadap asuransi, karena *awareness* terhadap kesehatan makin meningkat dan diharapkan akan berdampak positif kepada industri asuransi.
2. **Penetrasi Nasabah BRI**
   Dikutip dari Data Distribusi Simpanan Masyarakat yang dikeluarkan oleh Lembaga Penjamin Simpanan (LPS), jumlah rekening simpanan BRI sebanyak 351.599.277 rekening, dimana ini merupakan potensi bagi BRI Life untuk melakukan penetrasi kepada nasabah BRI. Hingga saat ini, terdapat 4 (empat) kanal bisnis BRI Life yang terafilisasi dengan BRI melalui bisnis *Bancassurance*, sehingga dengan bervariasinya proses pemasaran dan produk, diharapkan mampu memaksimalkan potensi nasabah BRI untuk meningkatkan bisnis BRI Life.
3. **Masuknya Pemegang Saham Baru (FWD Management Holdings Limited)**
   Pada bulan Maret 2021, FWD Management Holdings Limited menjadi salah satu pemegang saham baru dari BRI Life, dengan komposisi kepemilikan saham sebesar 29,8% per Agustus 2021. Masuknya FWD Management Holdings Limited sebagai pemegang saham baru diharapkan mampu dapat dioptimalkan untuk mendorong penerapan *best practice* bisnis asuransi jiwa mulai dari segi produk, teknologi maupun operasional.

Berdasarkan asumsi yang telah dijabarkan di atas disertai adanya berbagai peluang, BRI Life optimis untuk dapat senantiasa meningkatkan kinerjanya secara berkelanjutan. Dengan kata lain, BRI Life memiliki prospek usaha yang baik. Hal ini di dasarkan pada kekuatan (*strenght*) yang dimiliki oleh BRI Life yaitu:

1. **Jumlah Nasabah yang Besar**
   Berdasarkan data yang dikutip dari AAJI periode Triwullan IV 2021, jumlah nasabah tertanggung BRI Life berjumlah 15,83 juta orang dari total jumlah nasabah tertanggung pada industri sebesar 65,56 juta orang. Asuransi Jiwa Kredit masih menjadi penyumbang jumlah nasabah tertanggung terbesar untuk BRI Life hingga saat ini, hal ini dapat mencerminkan tingkat kepercayaan masyarakat terhadap BRI Life.

people in Indonesia's total population, the average penetration of life insurance in the last 5 (five) years was only around 7.1%. Another challenge was related to literacy which was still relatively low. In addition, this insurance product was still a product that needed to be marketed and was not necessarily sought after by the public. Marketing was still dominant by meeting face to face. Hence, life insurance companies were required to innovate to find new distribution channels to answer the challenges that would be faced in the future. (Source: AAJI Daily News, February 24, 2022)

Various estimates of economic conditions, whether global, national or the insurance industry, BRI Life believed that it had the opportunity to continue to grow. BRI Life's opportunities are as follows:

1. **Starting to become literate in society towards insurance**
   The COVID-19 pandemic indeed became a scourge for the insurance industry because in 2020 it was one of the biggest factors for the weakening of the industry. However, the positive impact of the COVID-19 pandemic was the increasing literacy of the public towards insurance, because awareness of health increased and was expected to have a positive impact on the insurance industry.
2. **BRI Customer Penetration**
   Quoted from the Public Deposit Distribution Data issued by the Deposit Insurance Corporation (LPS), the number of BRI savings accounts was 351,599,277 accounts, which was a potential for BRI Life to penetrate BRI customers. To date, there were 4 (four) BRI Life business channels affiliated with BRI through the Bancassurance business, so that with the variety of marketing processes and products, it was hoped that they were able to maximize the potential of BRI customers to increase BRI Life's business.
3. **Entry of New Shareholders (FWD Management Holdings Limited)**
   In March 2021, FWD Management Holdings Limited became one of the new shareholders of BRI Life, with a share ownership composition of 29.8% as of August 2021. The inclusion of FWD Management Holdings Limited as a new shareholder was expected to be optimized to encourage the implementation of life insurance business best practices starting from the products, technology and operations.

Based on the assumptions described above along with various opportunities, BRI Life was optimistic that it could continuously improve its performance. In other words, BRI Life had good business prospects. This was based on the strengths of BRI Life, namely:

1. **Large Number of Customers**
   Based on data quoted from AAJI for the period of Quarter IV 2021, the number of insured customers of BRI Life was 15.83 million of the total number of insured customers in the industry of 65.56 million people. Credit Life Insurance was still the largest contributor to the number of insured customers for BRI Life to date, this could reflect the level of public trust in BRI Life.

2. **Produk Asuransi Jiwa yang Bervariasi**
   Hingga saat ini, BRI Life memiliki 5 (lima) kanal pemasaran yaitu Distribusi, In Branch, Corporate, Alternate, dan Agency. Bisnis BRI Life terbagi atas 2 (dua), yaitu BRI dan Non-BRI, dimana hingga saat ini mayoritas terbesar disumbangkan oleh bisnis yang terafiliasi dengan BRI. Produk-produk yang dipasarkan oleh masing-masing bisnis beraneka ragam dengan tipe produk *Term Insurance, Personal Accident, Critical Illness, Hospitalization Cash Plan, Health Protection, Unit Link* dan lain-lain. Variasi produk yang dimiliki BRI Life dianggap kekuatan dikarenakan apabila masyarakat ingin membeli produk asuransi jiwa maka semua tersedia di BRI Life.
3. **Potensi Sinergi dengan BRI Sebagai Induk**
   Pasca masuknya pemegang saham baru FWD Management Holdings Limited pada bulan Maret 2021, kepemilikan saham BRI terhadap BRI Life menjadi 63,83% dimana BRI masih menjadi pemegang saham mayoritas BRI Life. Sebagai induk perusahan dari BRI Life dan ambisi menjadi Banking Group terbesar di ASEAN, diharapkan akan banyaknya sinergi-sinergi yang dilakukan antara BRI dan BRI Life guna memberikan nilai tambah bagi kedua belah pihak.

Memasuki tahun 2022, BRI Life terus mengupayakan peningkatan kualitas portofolio usaha dalam upaya untuk dapat tumbuh berkesinambungan di masa yang akan datang. Untuk itu BRI Life fokus pada 3 (tiga) upaya utama yaitu peningkatan kualitas pemasaran, peningkatan *persistency* polis, dan pengendalian klaim pada portofolio AJK. Peningkatan kualitas pemasaran dilakukan dengan terus mendorong tumbuhnya standarisasi di tenaga pemasar, standarisasi pada *tools* yang digunakan dalam memasarkan produk, dan standarisasi dalam proses pemasaran. Peningkatan *persistency* polis dimaksudkan sebagai upaya untuk mendorong peningkatan kualitas portofolio produk asuransi jiwa dalam jangka panjang, melalui peningkatan kualitas pemasaran serta peningkatan efektivitas tim operasional dalam melakukan koleksi premi dan memberikan layanan kepada nasabah pemegang polis. Pengendalian klaim pada portofolio AJK dilakukan melalui *monitoring* berkala atas klaim dengan menggunakan *dashboard* yang dapat dipantau secara berkala oleh setiap wilayah di seluruh Indonesia, sehingga akurasi pembayaran klaim dapat ditingkatkan.

Secara khusus di tahun 2022, BRI Life menargetkan peningkatan kontribusi berupa *Fee Based Income* (FBI) dan laba kepada BRI sebagai Pemegang Saham Pengengali BRI Life hingga mencapai lebih dari Rp1 triliun. Untuk itu BRI Life menargetkan pertumbuhan premi sekitar 18% melalui produk-produk unggulan BRI Life seperti Davestera, Pijar, dan AMKKM. Adapun beberapa strategi BRI Life guna mencapai target yang ditetapkan Pemegang Saham di tahun 2022 antara lain:

- Penetrasi penjualan produk asuransi melalui BRImo;
- Penetrasi penjualan produk asuransi ke segmen prioritas BRI;
- *Filtering database* sesuai dengan karakteristik nasabah *Telemarketing*;

2. **Various Life Insurance Products**
   Until now, BRI Life has 5 (five) marketing channels, namely Distribution, In Branch, Corporate, Alternate, and Agency. BRI Life's business was divided into 2 (two), namely BRI and Non-BRI, in which until now the largest majority was contributed by businesses affiliated with BRI. The products marketed by each business vary with the types of Term Insurance, Personal Accident, Critical Illness, Hospitalization Cash Plans, Health Protection, Unit Link products and others. The variety of products owned by BRI Life was considered a strength because if people want to buy life insurance products, they were all available at BRI Life.
3. **Potential for Synergy with BRI as Parent**
   After the entry of new shareholders FWD Management Holdings Limited in March 2021, BRI's share ownership in BRI Life became 63.83% in which BRI was still the majority shareholder of BRI Life. As the parent company of BRI Life and the ambition to become the largest Banking Group in ASEAN, it was expected that many synergies would be carried out between BRI and BRI Life to provide added value for both parties.

Entering 2022, BRI Life continued to strive to improve the quality of its business portfolio in an effort to be able to grow sustainably in the future. For this reason, BRI Life focused on 3 (three) main efforts, namely improving marketing quality, increasing policy persistence, and controlling claims in the AJK portfolio. Improving the quality of marketing was carried out by continuing to encourage the growth of standardization in marketers, standardization of tools used in marketing products, and standardization in the marketing process. The increase in policy persistence was intended as an effort to encourage the improvement of the quality of the life insurance product portfolio in the long term, through improving the quality of marketing and increasing the effectiveness of the operational team in collecting premiums and providing services to policyholder customers. Control of claims in the AJK portfolio was carried out through periodic monitoring of claims using a dashboard that could be monitored periodically by every region throughout Indonesia, so that the accuracy of claim payments could be improved.

In particular, in 2022, BRI Life targeted to increase its contribution in the form of Fee Based Income (FBI) and profit to BRI as BRI Life's Leading Shareholder to reach more than IDR1 trillion. For this reason, BRI Life targeted a premium growth of around 18% through BRI Life's superior products such as Davestera, Pijar, and AMKKM. Some of BRI Life's strategies to achieve the targets set by the Shareholders in 2022 include:

- Penetration of insurance product sales through BRImo;
- Penetration of insurance product sales to BRI priority segments;
- Filtering database according to the characteristics of Telemarketing customers;

- *Development Mobile* Apps yang bertujuan untuk memberikan kemudahan, kenyamanan, dan keamanan transaksi kepada nasabah;
- Peningkatan efektivitas proses klaim untuk semua produk melalui MoKlaim yang bertujuan untuk efisiensi dan keakuratan proses klaim; dan
- Pengembangan produk asuransi kesehatan untuk segmen *Small and Medium Sized Enterprise* (SME).

- Development of Mobile Apps which aims to provide convenience, convenience, and security of transactions to customers;
- Improving the effectiveness of the claim process for all products through MoKlaim which aims at the efficiency and accuracy of the claim process; and
- Development of health insurance products for the Small and Medium Sized Enterprise (SME) segment.

Pencapaian Target dan Target Ke Depan

Pencapaian Target

Realisasi rencana bisnis periode 2021 disajikan dalam bentuk perbandingan target dan pencapaian kinerja keuangan BRI Life Desember 2021.

Perbandingan Target dan Realisasi Keuangan

Targets Achievement and Future Targets

Target Achievement

The realization of the 2021 business plan was presented in the form of a comparison of the targets and achievements of BRI Life's financial performance in December 2021.

Comparison Between Target and Financial Realization

Tabel Perbandingan Target dan Realisasi Keuangan
Table of Comparison of Financial Target and Realization

(dalam jutaan Rupiah/in IDR million)

Uraian	Target 2021	Realisasi 2021	Pencapaian (%)	Description
1	2	3	4=3/2	5
Aset Investasi	14.244.193	14.650.303	102,85%	Investment Asset
Total Aset	18.977.362	18.260.735	96,22%	Total Asset
Ekuitas	7.210.341	6.683.103	92,69%	Equity
Liabilitas	11.767.020	11.577.632	98,39%	Liabilities
Pendapatan				**Income**
Pendapatan premi, neto	5.943.130	6.350.991	106,86%	Premium Income, net
Hasil investasi, neto	904.405	783.218	86,60%	Investment return, net
Pendapatan pengelolaan operasi asuransi syariah (*ujrah*)	50.476	56.378	111,69%	Sharia insurance operation management income (ujrah)
Pendapatan lain	35.541	73.854	207,80%	Other Income
Total Pendapatan	6.933.553	7.264.441	104,77%	Total Income
Beban				**Expense**
Beban Klaim dan Manfaat, neto	4.900.350	5.728.967	116,91%	Claims and Benefits Expense, net
Beban akuisisi	892.559	816.263	91,45%	Acquisition cost
Beban usaha	873.359	589.038	67,45%	Operating expense
Total Beban	6.666.268	7.134.268	107,02%	Total Expense
Laba				**Profit**
Laba tahun berjalan	125.348	150.039	119,70%	Income for the year
Penghasilan komprehensif tahun berjalan	104.959	(110.940)	(105,70%)	Comprehensive income for the year

Uraian	Target 2021	Realisasi 2021	Pencapaian (%)	Description
1	2	3	4=3/2	5
Rasio (%)				**Ratio (%)**
Return on Equity (ROE)	1,87%	2,61%	139,57%	Return on Equity (ROE)
Risk Based Capital (RBC)	491%	519,34%	105,77%	Risk Based Capital (RBC)

Terlepas dari ketidakpastian terkait dengan Pandemi COVID-19 dan upaya Pemerintah untuk memulihkan ekonomi Nasional, BRI Life berkinerja sangat baik dengan menekankan pertumbuhan bisnis yang berkelanjutan di tahun 2021. BRI Life berhasil melampaui target laba tahun berjalan yang mencapai 119,70%. Pencapaian laba sejalan dengan capaian pendapatan premi neto sebesar 106,86%, pendapatan pengelolaan operasi asuransi syariah (ujrah) sebesar 111,69% dan pendapatan lain-lain sebesar 207,80%. Demikian pula pendapatan secara total yang berhasil melampaui target sebesar 104,77%.

Pencapaian target laba tahun berjalan dan pendapatan terutama karena BRI Life mencatatkan laba Rp150,04 miliar tumbuh 140,48% (YoY). Pertumbuhan laba pada tahun 2021 ditopang oleh pertumbuhan premi dan hasil investasi. BRI Life membukukan total pendapatan premi sebesar Rp6,79 triliun tumbuh 15,29% dimana angka pertumbuhan ini di atas dari rata-rata pertumbuhan industri yang tumbuh hanya 11,38%. Pertumbuhan ini berasal dari hampir semua lini pemasaran. Pertumbuhan terbesar diperoleh dari lini pemasaran *alternate* dengan produk AMKKM pendapatan premi sebesar Rp541,49 miliar tumbuh 55,36% (YoY). Selanjutnya pertumbuhan berasal dari lini pemasaran *inbranch* yang didominasi oleh produk *unit link* yakni Davestera dapat membukukan premi sebesar Rp2,40 triliun tumbuh 31,93% (YoY). Untuk lini pemasaran lain seperti *corporate* mencapai Rp1,10 triliun tumbuh 12,28% (YoY), distribusi mencapai Rp2,65 triliun tumbuh 2,11% (YoY) dan lini pemasaran *agency* mencapai Rp96,10 miliar terkontraksi 35,86%.

Pencapaian aset investasi juga melampaui target yang ditetapkan yaitu mencapai 102,85%. Meskipun total aset sedikit berada di bawah target yaitu sebesar 96,22%, namun jika diamati dari sisi pertumbuhan mengalami peningkatan dibandingkan tahun sebelumnya. Tercatat total aset BRI Life sebesar Rp18,26 triliun tumbuh 39,99% (YoY). Total aset investasi BRI Life sebesar Rp14,65 triliun tumbuh 26,06% yang terdiri atas aset investasi *unit link* Rp3,29 triliun tumbuh 27,89% (YoY) dan aset investasi lainnya sebesar Rp11,36 triliun tumbuh 25,55%. Pertumbuhan signifikan pada aset BRI Life dipengaruhi adanya penambahan modal oleh pemegang saham FWD Management Holdings Limited sebesar Rp3,85 triliun. Penambahan modal oleh pemegang saham FWD Management Holdings Limited tersebut dimanfaatkan oleh BRI Life untuk membayar *access fee* sebesar Rp2,12 triliun dan sisanya ditempatkan pada aset investasi yang akan dipersiapkan untuk pembayaran *contingent fee* sesuai dengan *distribution agreement*. Penambahan modal ini juga berpengaruh positif pada *risk based capital* BRI Life yang tumbuh sangat signifikan sebesar 519,34%. Sehingga, *Risk Based Capital* (RBC) dapat melampaui target yang mencapai 105,77%.

Despite the uncertainty related to the COVID-19 Pandemic and the Government's efforts to restore the National economy, BRI Life performed very well by emphasizing sustainable business growth in 2021. BRI Life managed to exceed the current year's profit target of 119.70%. The profit achievement was in line with the achievement of net premium income of 106.86%, sharia insurance operation management income (ujrah) of 111.69% and other income of 207.80%. Likewise, the total revenue that succeeded in exceeding the target was 104.77%.

The achievement of the current year's profit and revenue targets was mainly due to BRI Life recording a profit of IDR150.04 billion, growing by 140.48% (YoY). Profit growth in 2021 was supported by premium growth and investment returns. BRI Life posted a total premium income of IDR6.79 trillion, growing by 15.29%, above the industry average of 11.38%. This growth came from almost all marketing lines. The largest growth was obtained from alternate marketing lines with AMKKM products with premium income of IDR541.49 billion, growing by 55.36% (YoY). Furthermore, growth came from the inbranch marketing line which was dominated by unit link products, namely Davestera, which was able to record a premium of IDR2.40 trillion, growing 31.93% (YoY). Other marketing lines such as corporate reached IDR1.10 trillion, grew 12.28% (YoY), distribution reached IDR2.65 trillion, grew 2.11% (YoY) and agency marketing line reached IDR96.10 billion, contracted 35.86%.

The achievement of investment assets also exceeded the set target of 102.85%. Even though total assets were slightly below the target of 96.22%, if we looked from a growth perspective, there was an increase compared to the previous year. BRI Life's total assets of IDR18.26 trillion grew 39.99% (YoY). BRI Life's total investment assets of IDR14.65 trillion grew 26.06%, consisting of unit link investment assets of IDR3.29 trillion, growing 27.89% (YoY) and other investment assets of IDR11.36 trillion, growing 25.55%. The significant growth in BRI Life's assets was influenced by the addition of capital by FWD Management Holdings Limited shareholders of IDR3.85 trillion. The additional capital by FWD Management Holdings Limited shareholders was used by BRI Life to pay an access fee of IDR2.12 trillion and the rest was placed in investment assets which would be prepared for contingent fee payments in accordance with the distribution agreement. This additional capital also had a positive effect on BRI Life's risk-based capital, which grew very significantly by 519.34%. Thus, Risk Based Capital (RBC) was able to exceed the target of 105.77%.

Perbandingan Target dan Realisasi Struktur Modal

Pencapaian target liabilitas dan ekuitas tahun 2021, sedikit berada di bawah target yang mencapai 96,22%. Meskipun demikian pencapaian target rencana permodalan behasil mencapai target 100,00% yang dipengaruhi oleh adanya realisasi penambahan modal oleh FWD Management Holdings Limited.

Comparison of Targets and Capital Structure Realization

The achievement of the liability and equity targets in 2021, was slightly below the target of 96.22%. However, the achievement of the target of the capital plan succeeded in achieving the target of 100.00% which was influenced by the realization of additional capital by FWD Management Holdings Limited.

Tabel Perbandingan Target dan Realisasi Struktur Modal

Table of Comparison of Targets and Capital Structure Realization

(dalam jutaan Rupiah/in IDR million

Uraian	Target 2021	Realisasi 2021 Realization 2021	Pencapaian (%) Achievement (%)	Description
1	2	3	4=3/2	6
Struktur Modal				**Capital Structure**
Liabilitas	11.767.020	11.577.632	98,39%	Liabilities
Ekuitas	7.210.341	6.683.103	92,69%	Equity
Jumlah Liabilitas dan Ekuitas	18.977.361	18.260.735	96,22%	Total Liabilities and Equity
Rencana Permodalan				**Capital Plan**
Posisi Modal				Capital Position
Pemegang Saham				Shareholders
PT Bank Rakyat Indonesia (Persero) Tbk.	200.202	200.202	100,00%	PT Bank Rakyat Indonesia (Persero) Tbk.
Yayasan Kesejahteraan Pekerja BRI (YKP BRI)	19.798	19.798	100,00%	Yayasan Kesejahteraan Pekerja BRI (YKP BRI)
FWD Financial Services Pte Ltd.	93.646	-	-	FWD Financial Services Pte Ltd.
FWD Management Holding Ltd.	-	93.646	100,00%	FWD Management Holding Ltd.
Initial Public Offering (IPO)-*Go Public*	-	-	-	Initial Public Offering (IPO)-Go Public
Penerbitan saham baru	-	-	-	Issuance of the new shares
Lainnya (seperti pinjaman subordinasi)	-	-	-	Others (such as subordinated loans)
Total Modal Disetor	**313.646**	**313.646**	**100,00%**	**Total Paid-up capital**

Sesuai dengan Rencana Bisnis tahun 2021, BRILife mengasumsikan pada akhir tahun 2020 adanya perubahan komposisi Pemegang Saham seiring dengan rencana Pemegang Saham Pengendali melakukan kerjasama dengan FWD Financial Services Pte. Ltd. Pada tanggal 29 Januari 2021 sesuai dengan Salinan Keputusan Anggota Dewan Komisioner Otoritas Jasa Keuangan Nomor KEP- 29/NB.11/2021 tentang Hasil Penilaian Kemampuan dan Kepatutan FWD Financial Services Pte. Ltd. selaku calon

In accordance with the 2021 Business Plan, BRILife assumed that by the end of 2020 there was a change in the composition of Shareholders in line with the Controlling Shareholder's plan to collaborate with FWD Financial Services Pte. Ltd. On January 29, 2021 in accordance with a copy of the Decision of the Board of Commissioners of the Financial Services Authority Number KEP-29/NB.11/2021 concerning the Fit and Proper Test Results of FWD Financial Services Pte. Ltd. as a controlling candidate who was a

pengendali yang merupakan pemegang saham PT Asuransi BRI Life. Dalam hal tersebut maka memutuskan pada dictum kesatu FWD Financial Services Pte. Ltd. memenuhi persyaratan untuk menjadi pengendali yang merupakan Pemegang Saham PT Asuransi BRI Life dan pada diktum kedua menyetujui untuk menjadi pengendali yang merupakan Pemegang Saham pada PT Asuransi BRI Life.

shareholder of PT Asuransi BRI Life. In that case, it was decided on the first dictum FWD Financial Services Pte. Ltd. meet the requirements to become a controller who was a shareholder of PT Asuransi BRI Life and in the second dictum agrees to become a controller who was a shareholder of PT Asuransi BRI Life.

Setelah itu pada 04 Februari 2021 Otoritas Jasa Keuangan melalui surat Nomor S-12/NB.1/2021 pada poin 1 (satu) menyetujui atas rencana perubahan kepemilikan perusahaan yang dilakukan dengan penambahan modal disetor oleh pemegang saham baru, yaitu FWD Financial Services Pte. Ltd. Sebesar Rp93.645.800.000. Pada poin 4 (empat) dinyatakan bahwa FWD Financial Services Pte. Ltd. wajib mengalihkan saham diperusahaan kepada FWD Management Holdings Ltd. paling lambat 6 bulan sejak FWD Financial Services Pte. Ltd. ditetapkan menjadi pemegang saham perusahaan berdasarkan Rapat Umum Pemegang Saham Perusahaan.

After that, on February 4, 2021, the Financial Services Authority through letter Number S-12/NB.1/2021 at point 1 (one) approved the plan to change the company's ownership to be carried out with additional paid-in capital by the new shareholder, namely FWD Financial Services Pte. Ltd. In the amount of IDR93,645.800.000. In point 4 (four) it was stated that FWD Financial Services Pte. Ltd. obliged to transfer shares in the company to FWD Management Holdings Ltd. no later than 6 months since FWD Financial Services Pte. Ltd. appointed as shareholders of the company based on the General Meeting of Shareholders of the company.

Pada tanggal 29 September 2021, Otoritas Jasa Keuangan melalui surat nomor S-93/NB.1/2021 perihal persetujuan atas rencana perubahan kepemilikan PT Asuransi BRI Life telah menyetujui rencana perubahan kepemilikan Perusahaan yang dilakukan pengalihan seluruh saham Perusahaan sebesar Rp93.645.800.000 dari FWD Financial Services Pte. Ltd. Kepada pemegang saham baru yaitu FWD Management Holdings Limited. Komposisi kepemilikan saham Perusahaan sebelum dan setelah perubahan adalah sebagai berikut:

On September 29, 2021, the Financial Services Authority through letter number S-93/NB.1/2021 regarding approval of the plan to change ownership of PT Asuransi BRI Life approved the plan to change the Company's ownership by transferring all of the Company's shares reaching IDR93,645.800.000 from FWD Financial Services Pte. Ltd. To the new shareholder, namely FWD Management Holdings Limited. The composition of the Company's share ownership before and after the change is as follows:

Tabel Komposisi Pemegang Saham BRI Life

Table of Composition of BRI Life's Shareholders

(dalam nilai penuh/in full amount

Pemegang Saham	Sebelum Perubahan Before Change		Sesudah Perubahan After Change		Shareholders
	Nominal (Rp) Nominal (IDR)	%	Nominal (Rp) Nominal (IDR)	%	
PT Bank Rakyat Indonesia (Persero) Tbk	200.202.200.000	63,83	200.202.200.000	63,83	PT Bank Rakyat Indonesia (Persero) Tbk
Yayasan Kesejahteraan Pekerja BRI	19.797.800.000	6,31	19.797.800.000	6,31	Yayasan Kesejahteraan Pekerja BRI
FWD Financial Services Pte. Ltd.	93.645.800.000	29,86			FWD Financial Services Pte. Ltd.
FWD Management Holdings Ltd.			93.645.800.000	29,86	FWD Management Holdings Ltd.
Total	**313.645.800.000**	**100%**	**313.645.800.000**	**100%**	**Total**

BRI Life telah menyelenggarakan RUPS untuk menyetujui komposisi pemegang saham sebagaimana telah diaktakan melalui Akta Notaris Nomor 59 Tanggal 13 Oktober 2021 yang dibuat oleh Notaris Jose Dima Satria, SH., M.KN. dan telah diterima serta dicatat didalam Sistem Administrasi Badan Hukum.

BRI Life held a GMS to approve the composition of shareholders as notarized through Notary Deed Number 59 dated October 13, 2021, drawn up by Notary Jose Dima Satria, SH., M.KN. and was received and recorded in the Legal Entity Administration System.

Perbandingan Target dan Realisasi Pemasaran

Uraian perbandingan target dan realisasi pemasaran disajikan sebagai berikut.

Comparison of Target and Realization of Marketing

The description of the comparison of marketing targets and realizations is presented as follows.

Tabel Perbandingan target dan Realisasi Pemasaran

Table of Comparison of Targets and Realization of Marketing

No.	Rencana Program Program Plan	Waktu Pelaksanaan Execution time	% *Update*	Update Condition	Dokumen Pendukung Supporting documents	Kendala Obstacles	Tindak lanjut Follow-up
1	Term Life ROP/Non ROP Retail (AURORA) Term Life ROP/Non ROP Retail (AURORA)	2021 - Q1 2021 - Q1	100% 100%	Mendapatkan Izin Produk dari OJK. Obtaining Product Permit from FSA.	Surat Izin Produk dari OJK. Product Permit Letter from FSA.	- -	Izin Pemasaran *Bancassurance* Bancassurance Marketing License
2	Multiple Critical Illness (PRIMERA CARE OPTIMA) Multiple Critical Illness (PRIMERA CARE OPTIMA)	2021 - Q1 2021 - Q1	20% 20%	Kerjasama pemasaran produk belum disetujui oleh BRI. Product marketing cooperation has not been approved by BRI.	- -	- -	Tidak Jadi Dikembangkan. Not So Developed.
3	Hospital Max Cover (HCP for Single or Family) - Top Up BPJS Hospital Max Cover (HCP for Single or Family) - Top Up BPJS	2021 - Q1 2021 - Q1	15% 15%	Proses pelaporan di *hold*. The reporting process is on hold.	- -	- -	Tidak Jadi Dikembangkan. Not So Developed.
4	Asuransi Multi Proteksi Optima (PELITA) Asuransi Multi Proteksi Optima (PELITA)	2021 - Q1 2021 - Q1	100% 100%	Mendapatkan Izin Produk dari OJK dan *approval sprint* dan Pelita sudah dipasarkan. Obtained Product Permit from FSA and sprint and Pelita approval have been marketed.	Surat Izin Produk dari OJK dan *Approval Sprint*. Product License from FSA and Sprint Approval.	- -	- -
5	Asuransi Jiwa Kredit (BRIGUNA KARYA) Asuransi Jiwa Kredit (BRIGUNA KARYA)	2021 - Q1 2021 - Q1	50% 50%	Dokumen pelaporan produk sudah siap untuk disubmit ke OJK. Product reporting documents are ready to be submitted to FSA.	Dokumen Pelaporan. Reporting Documents.	Persetujuan dari BRI terkait pelaporan ulang ke OJK. Approval from BRI regarding re-reporting to FSA.	Belum ada konfirmasi dari pihak BRI. There has been no confirmation from the BRI.
6	Asuransi Jiwa Kredit (BRIGUNA PURNA) Asuransi Jiwa Kredit (BRIGUNA PURNA)	2021 - Q1 2021 - Q1	50% 50%	Dokumen pelaporan produk sudah siap untuk disubmit ke OJK. Product reporting documents are ready to be submitted to FSA.	Dokumen Pelaporan. Reporting Documents.	Persetujuan dari BRI terkait pelaporan ulang ke OJK. Approval from BRI regarding re-reporting to FSA.	Belum ada konfirmasi dari pihak BRI. There has been no confirmation from the BRI.

No.	Rencana Program Program Plan	Waktu Pelaksanaan Execution time	% *Update*	Update Condition	Dokumen Pendukung Supporting documents	Kendala Obstacles	Tindak lanjut Follow-up
7	Asuransi Jiwa Kredit (BRIGUNA UMUM) Asuransi Jiwa Kredit (BRIGUNA UMUM)	2021 - Q1 2021 - Q1	50% 50%	Dokumen pelaporan produk sudah siap untuk disubmit ke OJK. Product reporting documents are ready to be submitted to FSA.	Dokumen Pelaporan. Reporting Documents.	Persetujuan dari BRI terkait pelaporan ulang ke OJK. Approval from BRI regarding re-reporting to FSA.	Belum ada konfirmasi dari pihak BRI. There has been no confirmation from the BRI.
8	Asuransi Jiwa Kredit (KUPEDES) Asuransi Jiwa Kredit (KUPEDES)	2021 - Q1 2021 - Q1	50% 50%	Dokumen pelaporan produk sudah siap untuk disubmit ke OJK. Product reporting documents are ready to be submitted to FSA.	Dokumen Pelaporan. Reporting Documents.	Persetujuan dari BRI terkait pelaporan ulang ke OJK. Approval from BRI regarding re-reporting to FSA.	Belum ada konfirmasi dari pihak BRI. There has been no confirmation from the BRI.
9	Pemasaran Asuransi Mikro (AM Lenteraku) Pemasaran Asuransi Mikro (AM Lenteraku)	2021 - Q2 2021 - Q2	100% 100%	Approval Sprint dan produk telah dipasarkan. Approval Sprint and the product has been marketed.	Surat Izin Produk dari OJK dan *Approval Sprint*. Product License from FSA and Sprint Approval.	- -	- -
10	Asuransi Mikro (AM PIJAR) Asuransi Mikro (AM PIJAR)	2021 - Q2 2021 - Q2	100% 100%	Approval Sprint dan produk telah dipasarkan. Approval Sprint and the product has been marketed.	Surat Izin Produk dari OJK dan *Approval Sprint*. Product License from FSA and Sprint Approval.	- -	- -
11	Asuransi Mikro (AMKKM) Asuransi Mikro (AMKKM)	2021 - Q2 2021 - Q2	65% 65%	Proses pengembangan sistem dalam rangka penambahan fitur renewal otomatis. System development process in order to add automatic renewal features.	- -	- -	Pengambangan dengan tim TI BRI dengan BRI Life. Floating with the BRI IT team with BRI Life.
12	Revamp Anuitas (PLUS) Revamp Anuitas (PLUS)	2021 - Q2 2021 - Q2	100% 100%	Produk telah dipasarkan. The product has been marketed.	Surat Izin Produk dari OJK. Product Permit Letter from FSA.	- -	- -
13	Revamp Anuitas (DANA PENSIUN) Revamp Anuitas (DANA PENSIUN)	2021 - Q2 2021 - Q2	100% 100%	Produk telah dipasarkan. The product has been marketed.	Surat Izin Produk dari OJK. Product Permit Letter from FSA.	- -	- -
14	Group Saving Plan (Dana Karya Pooled Fund) – (DANAKARYA PAYDI)	2021 - Q2	50%	Produk Danakarya belum diperlukan pelaporan ke OJK.	-	-	Produk Danakarya belum diperlukan pelaporan ke OJK.
	Group Saving Plan (Dana Karya Pooled Fund) – (DANAKARYA PAYDI)	2021 - Q2	50%	The Danakarya product does not require reporting to the FSA.	-	-	The Danakarya product does not require reporting to the FSA.

No.	Rencana Program Program Plan	Waktu Pelaksanaan Execution time	% *Update*	Update Condition	Dokumen Pendukung Supporting documents	Kendala Obstacles	Tindak lanjut Follow-up
15	Group Saving Plan (PURNA JABATAN) Group Saving Plan (PURNA JABATAN)	2021 - Q2 2021 - Q2	50% 50%	Produk Purjab belum diperlukan pelaporan ke OJK. Purjab products do not require reporting to FSA.	- -	- -	Produk Purjab belum diperlukan pelaporan ke OJK. Purjab products do not require reporting to FSA.
16	Unit Link Premi Reguler (DAVESTERA) Unit Link Premi Reguler (DAVESTERA)	2021 - Q2 2021 - Q2	100% 100%	Telah diimplementasikan perubahan cara bayar premi seumur hidup. Changes in how to pay premiums for life have been implemented have been implemented.	DiO Informasi perubahan pembayaran premi. DiO Premium payment change information.	- -	- -
17	Pemasaran Asuransi *Double Care* Marketing Double Care Insurance	2021 - Q2 2021 - Q2	100% 100%	*Approval Sprint* dan produk telah dipasarkan. Approval Sprint and the product has been marketed.	Approval Sprint. Approval Sprint.	- -	- -
18	*Unit Link* Premi Tunggal *Unit Link* Premi Tunggal	2021 2021	- -	- -	- -	- -	Tidak Jadi Dikembangkan. Not So Developed.
19	Asuransi Pendidikan (EDUCATION PLAN) Asuransi Pendidikan (EDUCATION PLAN)	2021 - Q3 2021 - Q3	- -	- -	- -	- -	Tidak Jadi Dikembangkan. Not So Developed.
20	Asuransi Persiapan Masa Pensiun (PENSION PLAN) Asuransi Persiapan Masa Pensiun (PENSION PLAN)	2021 - Q3 2021 - Q3	- -	- -	- -	- -	Tidak Jadi Dikembangkan. Not So Developed.
21	Asuransi Kecelakaan (PRODUK ALA CARTE) Asuransi Kecelakaan (PRODUK ALA CARTE)	2021 - Q3 2021 - Q3	- -	- -	- -	- -	Tidak Jadi Dikembangkan. Not So Developed.
22	Maxi Proteksi Maxi Proteksi	2021 - Q3 2021 - Q3	100% 100%	Izin produk dari OJK dan telah dipasarkan. Product license from FSA and has been marketed.	Izin produk dari OJK. Product license from FSA.		

No.	Rencana Program Program Plan	Waktu Pelaksanaan Execution time	% *Update*	Update Condition	Dokumen Pendukung Supporting documents	Kendala Obstacles	Tindak lanjut Follow-up
23	Pemasaran Billing Protection Pemasaran Billing Protection	2021 - Q3 2021 - Q3	100% 100%	Proses *Sprint* ke OJK. Sprint process to FSA.	Surat Izin Produk dari OJK. Product Permit Letter from FSA.	- -	Izin Pemasaran *Bancassurance.* Bancassurance Marketing License.
24	Asuransi Kesehatan (REVAMP SIMPLY HEALTHCARE) Asuransi Kesehatan (REVAMP SIMPLY HEALTHCARE)	2021 - Q3 2021 - Q3	60% 60%	Perubahan TPA dan Telekonsul. Changes to TPA and Teleconsul.	Email penawaran Proses kerjasama dengan Admedika dan Prixa. Email offer The process of cooperation with Admedika and Prixa.	- -	Proses kerjasama dengan Admedika dan Prixa. The process of cooperation with Admedika and Prixa.
25	Asuransi Kesehatan (CANCER CARE SOLUTION) Asuransi Kesehatan (CANCER CARE SOLUTION)	2021 - Q3 2021 - Q3	5% 5%	Proses pelaporan di *hold.* The reporting process is on hold.	- -	- -	Tidak Jadi Dikembangkan. Not So Developed.

Perbandingan Target dan Realisasi Pengembangan SDM

Uraian perbandingan target dan realisasi pengembangan SDM diuraikan sebagai berikut.

Comparison of Targets and Realization of HR Development

The description of the comparison of targets and realization of HR development is described as follows.

Tabel Perbandingan Target dan Realisasi Pengembangan SDM

Table of Comparison of Targets and Realization of HR Development

Uraian	Target 2021	Realisasi 2021 Realization 2021	Pencapaian Achievement	Description
1	2	3	4=3/2	5
Jenis Pendidikan dan Pelatihan (dalam kali)				**Type of Education and Training (in times)**
Sales Leader Training	**10**	**21**	**210,00**	**Sales Leader Training**
Roadmap Training	4	9	225,00	Roadmap Training
Journey Development	4	7	175,00	Journey Development
Project Development	2	5	250,00	Project Development
In Branch Sales Training	28	30	107,14	**In Branch Sales Training**
Roadmap Training	12	14	116,67	Roadmap Training
Journey Development	9	9	100,00	Journey Development
Project Development	7	7	100,00	Project Development
Tele Sales Officer* (TSO) *Saving	**9**	**29**	**322,22**	**Tele Sales Officer (TSO) Saving**
Roadmap Training	3	12	400,00	Roadmap Training
Journey Development	4	15	375,00	Journey Development
Project Development	2	2	100,00	Project Development

Uraian	Target 2021	Realisasi 2021 Realization 2021	Pencapaian Achievement	Description
1	2	3	4=3/2	5
***Tele Sales Officer* (TSO) *Credit Card* (CC), *Quality Assurance* (QA), *Team Leader* (TL)**	**19**	**23**	**121,05**	**Tele Sales Officer (TSO) Credit Card (CC), Quality Assurance (QA), Team Leader (TL)**
***Credit Card* (CC)**				**Credit Card (CC)**
Roadmap Training	3	5	166,67	Roadmap Training
Journey Development	4	5	125,00	Journey Development
Project Development	2	10	500,00	Project Development
***Quality Assurance* (QA)**				**Quality Assurance (QA)**
Roadmap Training	3	1	33,33	Roadmap Training
Journey Development	2	1	50,00	Journey Development
***Team Leader* (TL)**				**Team Leader (TL)**
Roadmap Training	3	1	33,33	Roadmap Training
Journey Development	2	0	0,00	Journey Development
Bank Staff	**136**	**141**	**103,68**	**Bank Staff**
Roadmap Training	136	141	103,68	Roadmap Training
Corporate	**7**	**22**	**314,29**	**Corporate**
Roadmap Training	3	10	333,33	Roadmap Training
Journey Development	2	8	400,00	Journey Development
Project Development	2	4	200,00	Project Development
Biaya Pendidikan dan Pelatihan (Rupiah)				**Education and Training Costs (IDR)**
Sales Leader Training	3.800.000.000	148.430.072	3,91%	Sales Leader Training
IBS Training	11.282.400.000	982.917.200	8,71%	IBS Training
TSO Saving	1.204.609.327	129.029.429	10,71%	TSO Saving
TSO CC, QA, TL	1.204.609.327	33.712.000	2,80%	TSO CC, QA, TL
Bank Staff	683.025.000	52.403.770	7,67%	Bank Staff
Corporate	393.280.000	113.166.000	28,77%	Corporate

Secara umum, pencapaian target berdasarkan jenis pendidikan dan pelatihan berhasil melampaui target di atas 100,00%. Capaian *Sales Leader Traning* mencapai 210,00%, IBS *Training* mencapai 107,14%, TSO *Saving* mencapai 322,22%, *Tele Sales Officer Credit Card*, *Quality Assurance*, *Team Leader* mencapai 121,05%, *Bank Staff* mencapai 103,68% dan *Corporate* mencapai 314,12%. *Training* dilaksanakan dengan melalui beberapa cara antara lain:

- *Virtual* melalui media Zoom *Meeting* dan Youtube.
- *Offline* dengan hadir langsung di Studio Hybrid Corpu BRI menggunakan media Zoom *Meeting* dan *Live Streaming*.
- *Podcast* audio dan visual menggunakan fasilitas yang ada di *Learning Center* BRI Life, BRI Corpu dan Divisi WMG.

Kegiatan di atas dilaksanakan dengan maksimal dan tetap mengefisiensikan penggunaan anggaran pendidikan dan pelatihan. Anggaran biaya pendidikan dan pelatihan belum mencapai target dipengaruhi oleh kondisi pandemi dan kewajiban penerapan protokol kesehatan COVID-19, sehingga metode pendidikan dan pelatihan masih dilakukan melalui media *online*.

In general, the achievement of targets based on the type of education and training managed to exceed the target of more than 100.00%. Sales Leader Training achievement reached 210.00%, IBS Training reached 107.14%, TSO Saving reached 322.22%, Tele Sales Officer Credit Card, Quality Assurance, Team Leader reached 121.05%, Bank Staff reached 103.68% and Corporate reached 314.12%. Training was carried out in several ways, including:

- Virtual via Zoom Meeting and Youtube media.
- Offline by being present at the BRI Corpu Hybrid Studio using Zoom Meeting and Live Streaming media.
- Audio and visual podcasts using existing facilities at the BRI Life Learning Center, BRI Corpu and WMG Division.

The above activities were carried out to the maximum and still made efficient use of the education and training budget. The budget for education and training did not reach the target due to the pandemic conditions and the obligation to implement the COVID-19 health protocol, so education and training methods were still carried out through online media.

Target Ke Depan (Proyeksi)

Manajemen BRI Life telah menyusun Rencana Bisnis untuk tahun 2022 dengan mempertimbangkan kondisi ekonomi saat ini dan proyeksi perekonomian di tahun 2022. Adapun asumsi yang digunakan dalam menyusun Rencana Bisnis BRI Life tahun 2022 adalah sebagai berikut.

Future Target (Projection)

The management of BRI Life prepared a Business Plan for 2022 considering the current economic conditions and economic projections in 2022. The assumptions used in preparing the BRI Life Business Plan for 2022 are as follows.

Tabel Asumsi Tahun 2022

Table of Assumption Year 2022

Asumsi	2022	Assumption
Pertumbuhan Ekonomi	4,8% - 5,3%	Economic growth
Nilai Tukar Rupiah	14.479 - 14.955	Rupiah exchange rate
Tingkat Inflasi	2,2% - 3,1%	Inflation Rate
Tingkat Hasil Investasi	6,18%	Investment Return
Jumlah Pertanggungan Baru (dalam premi rupiah)	5.201.508	New Coverage Amount (in IDR premium)
Tingkat Klaim (Klaim Bruto/Premi Bruto)	64,1%	Claim Rate (Gross Claim/Gross Premium)

Sumber : *Budget Guideline* BRI Group 2022-2024 BRI dan Riset BRI Danareksa Sekuritas.

Source : BRI Group 2022-2024 Budget Guideline and BRI Research Danareksa Sekuritas.

Proyeksi Keuangan

Uraian proyeksi keuangan tahun 2022 disajikan sebagai berikut.

Financial Projections

The description of the financial projections for 2022 is presented as follows.

Tabel Pencapaian Proyeksi Keuangan

Table of Assumption Year 2022

(dalam jutaan Rupiah/in IDR million)

Uraian	Proyeksi 2022 Projection 2022	Description
1	2	3
Aset Investasi	16.130.234	Investment Asset
Total Aset	20.240.059	Total Asset
Ekuitas	7.724.537	Equity
Liabilitas	12.515.523	Liabilities
Pendapatan		**Income**
Pendapatan premi, neto	7.793.819	Premium income, net
Hasil investasi, neto	797.303	Investment return, net
Pendapatan pengelolaan operasi asuransi syariah (*ujrah*)	69.141	Sharia insurance operation management income (ujrah)
Pendapatan lain	21.975	Other income
Total Pendapatan	8.682.237	Total Income
Beban		**Expense**
Beban Klaim dan Manfaat, Net	6.220.223	Claim Expenses and Benefits, Net
Beban akuisisi	1.368.425	Acquisition Expense
Beban usaha	710.122	Operating Expenses
Total Beban	8.298.770	Total Expense

Uraian	Proyeksi 2022 Projection 2022	Description
1	2	3
Laba		**Profit**
Laba tahun berjalan	291.417	Profit for The Year
Penghasilan komprehensif tahun berjalan	12.938	Comprehensive income for the year
Rasio (%)		**Ratio (%)**
Return on Equity (ROE)	4,01%	Return on Equity (ROE)
Risk Based Capital (RBC)	479,58%	Risk Based Capital (RBC)

Proyeksi Struktur Modal

Uraian proyeksi struktur modal tahun 2022 disajikan sebagai berikut.

Capital Structure Projection

The description of the projected capital structure in 2022 is presented as follows.

Tabel Proyeksi Struktur Modal
Table of Capital Structure Projection

(dalam jutaan Rupiah/in IDR million)

Uraian	Proyeksi 2022 Projection 2022	Description
1	2	3
Struktur Modal		**Capital Structure**
Liabilitas	12.515.523	Liabilities
Ekuitas	7.621.489	Equity
Jumlah Liabilitas dan Ekuitas	**20.240.059**	**Jumlah Liabilities and Equity**
Rencana Permodalan		**Capital Plan**
Posisi Modal		**Capital Position**
Pemegang Saham		**Shareholders**
1. PT Bank Rakyat Indonesia (Persero) Tbk.	200.202	PT Bank Rakyat Indonesia (Persero) Tbk.
2. Yayasan Kesejahteraan Pekerja BRI (YKP BRI)	19.798	Yayasan Kesejahteraan Pekerja BRI (YKP BRI)
3. FWD Financial Services Pte Ltd.	-	FWD Financial Services Pte Ltd.
4. FWD Management Holding Ltd.	119.201	FWD Management Holding Ltd.
Initial Public Offering (IPO)-*Go Public*	-	Initial Public Offering (IPO)-Go Public
Penerbitan saham baru	-	Issuance of new shares
Lainnya (seperti pinjaman subordinasi)	-	Others (such as subordinated loans)
Total Modal Disetor	**339.201**	**Total Paid-up capital**

Proyeksi Kebijakan Dividen

Dalam memutuskan besaran dividen yang akan dibagikan kepada para Pemegang Saham, BRILife memerhatikan faktor rasio kesehatan keuangan dan *cashflow* BRI Life. Keputusan penentuan besaran dividen dilakukan dalam Rapat Umum Pemegang Saham (RUPS). Pada tahun 2022, BRI Life berencana membagikan dividen sebesar 20% atas laba Perusahaan tahun buku 2021. Besarnya pembayaran dividen akan melalui persetujuan dalam RUPS Tahunan 2022.

Dividend Policy Projection

In deciding the amount of dividends to be distributed to shareholders, BRILife considered the factors of BRI Life's financial health ratio and cashflow. The decision to determine the amount of dividends was made at the General Meeting of Shareholders (GMS). In 2022, BRI Life plans to distribute a dividend of 20% on the Company's profit for the 2021 financial year. The amount of dividend payment will be approved by the 2022 Annual GMS.

Proyeksi Pemasaran

Proyeksi pengembangan produk dan pemasaran produk asuransi yaitu sebagai berikut:

Marketing Projections

The projections for product development and marketing of insurance products are as follows:

Tabel Proyeksi Pemasaran
Table of Marketing Projections

No	Usulan Nama Produk Baru New Product Name Proposal	Lini Usaha Business Line	Saluran Pemasaran Marketing channel	Rencana Penerbitan Publishing Plan
1.	AJK Ultra Mikro (AJK UMi)	Ekawarsa Ecademy	*Bancassurance* dan Badan Usaha Selain Bank (BUSB). Bancassurance and Non-Bank Business Entities (BUSB).	Kuartal 4 2022 4th Quarter 2022
2.	Endowment Plan	Dwiguna Kombinasi Dual Use Combination	Agen Asuransi dan *Bancassurance.* Insurance and Bancassurance Agent.	Kuartal 2 2022 2nd Quarter 2022
3.	Wealth Accumulation Product	PAYDI/Dwiguna Kombinasi PAYDI/Dualguna Combination	Agen Asuransi dan *Bancassurance.* Insurance and Bancassurance Agent.	Kuartal 2 2022 2nd Quarter 2022
4.	Simple CI for Telemarketing	Kesehatan Health	Agen Asuransi dan *Bancassurance.* Insurance and Bancassurance Agent	Kuartal 4 2022 4th Quarter 2022
5.	AJK Kepemilikan Rumah Subsidi AJK Ownership of Subsidized Houses	Kematian Berjangka Future Death	Bancassurance	Kuartal 2 2022 2nd Quarter 2022
6.	Revamp Simply Healthcare	Kesehatan Health	Agen Asuransi, *Bancassurance, Direct Marketing* dan BUSB. Insurance Agent, Bancassurance, Direct Marketing and BUSB.	Kuartal 2 2022 2nd Quarter 2022
7.	*Revamp* Produk PAYDI	PAYDI	Agen Asuransi dan *Bancassurance.* Insurance and Bancassurance Agent	Kuartal 1 2022 1st Quarter 2022
8.	*Review Rider* produk Unit Link	PAYDI, Kesehatan PAYDI, Health	Agen Asuransi dan *Bancassurance.* Insurance and Bancassurance Agent	Kuartal 1 2022 1st Quarter 2022
9.	Penambahan Fund baru produk UL Addition of new UL product Fund	PAYDI	Agen Asuransi dan *Bancassurance.* Insurance and Bancassurance Agent	Kuartal 2 2022 2nd Quarter 2022
10.	Pemasaran Davestera Optima USD Davestera Optima USD Marketing	PAYDI	Agen Asuransi dan *Bancassurance.* Insurance and Bancassurance Agent	Kuartal 2 2022 2nd Quarter 2022
11.	Pemasaran *Pro Sport* melalui *Digital* Aplikasi Pro Sport Marketing through Digital Applications	Kecelakaan Diri Personal Accident	*Bancassurance* dan BUSB. Bancassurance and BUSB.	Kuartal 3 2022 3rd Quarter 2022
12.	Pemasaran *Simply Healthcare* melalui *Digital* Aplikasi Simply Healthcare Marketing through Digital Apps	Kesehatan Health	*Bancassurance* dan BUSB. Bancassurance and BUSB.	Kuartal 3 2022 3rd Quarter 2022
13.	Pemasaran Acci *Care* melalui Digital Aplikasi Acci Care Marketing through Digital Applications	Kecelakaan Diri Personal Accident	*Bancassurance* dan BUSB. Bancassurance and BUSB.	Kuartal 1 2022 1st Quarter 2022
14.	Pemasaran *Life Care* melalui *Digital* Aplikasi Life Care Marketing through Digital Applications	Ekawarsa Ecademy	*Bancassurance* dan BUSB. Bancassurance and BUSB.	Kuartal 1 2022 1st Quarter 2022
15.	Pemasaran *Professional Group Health* Professional Group Health Marketing	Health	Bancassurance	Kuartal 1 2022 1st Quarter 2022
16.	Pemasaran AM Lenteraku (Agen Brilink) AM Lanteraku Marketing (Brilink Agent)	Kematian Berjangka Future Death	Agen Asuransi Insurance Agent	Kuartal 1 2022 1st Quarter 2022

No	Usulan Nama Produk Baru New Product Name Proposal	Lini Usaha Business Line	Saluran Pemasaran Marketing channel	Rencana Penerbitan Publishing Plan
17.	Pemasaran *Junio Care* Junio Care Marketing	Ekawarsa Ecademy	*Bancassurance*	Kuartal 1 2022 1st Quarter 2022
18	Pemasaran Asuransi Aurora Aurora Insurance Marketing	Kematian Berjangka Future Death	*Bancassurance*	Kuartal 2 2022 2nd Quarter 2022
19	Pemasaran Asuransi Lentera untuk *Telemarketing* Lentera Insurance Marketing for Telemarketing	Kematian Berjangka Future Death	*Bancassurance*	Kuartal 1 2022 1st Quarter 2022
20.	Produk Asuransi Kematian Berjangka Term Death Insurance Products	Kematian Berjangka Future Death	Agen Asuransi, *Bancassurance*, *Direct Marketing* dan Badan Usaha Selain Bank, Tenaga Pemasar. Insurance Agents, Bancassurance, Direct Marketing and Business Entities Other Than Banks, Marketers.	Kuartal 4 2022 4th Quarter 2022
21.	Produk Asuransi Kecelakaan Diri Personal Accident Insurance Products	Kecelakaan Diri Agen Asuransi, Bancassurance, Direct Marketing Personal Accident Insurance Agent, Bancassurance, Direct Marketing	Agen Asuransi, *Bancassurance*, *Direct Marketing*, Badan Usaha Selain Bank dan Tenaga Pemasar. Insurance Agents, Bancassurance, Direct Marketing and Business Entities Other Than Banks, Marketers.	Kuartal 4 2022 4th Quarter 2022
22.	Produk Asuransi Kesehatan Health Insurance Products	Kesehatan Health	Agen Asuransi, *Bancassurance*, *Direct Marketing*, Badan Usaha Selain Bank dan Tenaga Pemasar. Insurance Agents, Bancassurance, Direct Marketing and Business Entities Other Than Banks, Marketers.	Kuartal 4 2022 4th Quarter 2022
23.	Produk Asuransi Dwiguna Kombinasi Combination Dual-purpose Insurance Products	Dwiguna Kombinasi Dual Use Combination	Agen Asuransi, *Bancassurance*, *Direct Marketing*, Badan Usaha Selain Bank dan Tenaga Pemasar. Insurance Agents, Bancassurance, Direct Marketing and Business Entities Other Than Banks, Marketers.	Kuartal 4 2022 4th Quarter 2022

Rencana pengembangan produk yang akan dilakukan BRI Life untuk tahun mendatang sejalan dengan rencana BRI Life yang ingin meningkatkan penetrasi ke nasabah Bank BRI. Peningkatan penetrasi yakni ditujukan untuk segmen prioritas, ritel, mikro, ultra mikro dan korporasi. Pengembangan produk baru ini akan disesuaikan dengan jenis kebutuhan asuransi dari setiap karakteristik nasabah disetiap segmen. Produk-produk unit link yang sudah dimiliki oleh perusahaan akan disesuaikan dengan rancangan peraturan otoritas jasa keuangan tentang produk *unit link*.

Adapun strategi yang akan diterapkan untuk pengembangan produk BRILife yaitu penyesuaian produk sesuai dengan kebutuhan nasabah, penciptaan produk yang sederhana yang akan dijual melalui agen ataupun *digital*, produk baru tersedia tepat waktu dan sesuai dengan target penjualan, monitoring kinerja ataupun profitabilitas produk baru maupun lama terkait dengan *Annual Premium Equivalent* (APE), *Value of New Business* (VNB) dan *experience studies.*

The product development plan that will be carried out by BRI Life for the coming year is in line with BRI Life's plan to increase penetration to BRI Bank customers. The increase in penetration is aimed at the priority segments, retail, micro, ultra micro and corporate. The development of this new product will be adjusted to the type of insurance needs of each customer characteristic in each segment. Unit-linked products that are already owned by the company will be adjusted to the draft regulation of the financial services authority regarding unit-linked products.

The strategies that will be implemented for the development of BRILife products are product adjustments according to customer needs, the creation of simple products that will be sold through agents or digitally, new products available on time and in accordance with sales targets, monitoring the performance or profitability of new and old products related to Annual Premium Equivalent (APE), Value of New Business (VNB) and experience studies.

Proyeksi Pengembangan SDM

Pada tahun 2022, BRI Life akan melakukan implementasi organisasi berbasis tim serta organisasi yang *agile*. Serta melaksanakan

HR Development Projection

In 2022, BRI Life will implement a team-based organization as well as an agile organization. As well as implementing the workforce

implementasi *strategy workforce planning* yang telah disusun. Untuk tahun selanjutnya, akan dilakukan analisis dan implementasi efisiensi dengan mempertimbangkan penggunakan teknologi dan digitalisasi hingga tahun 2026. Kegiatan pendidikan yang akan dilaksanakan bergantung pada strategi perusahaan ataupun kebutuhan pegawai guna menghilangkan gap kompetensi dari pegawai terhadap kompetensi industri. Diharapkan pekerja BRI Life juga dapat menjadi *Top Tier Employee* di pasar sehingga dapat menjadi *benchmark* bagi perusahaan lain. Sedangkan untuk pendidikan terhadap tenaga penjualan, *training* dan *development* program untuk untuk *sales* bertujuan untuk meningkatkan sales *skill* dan *case size*, serta *persistent* dalam penjualan sehingga terciptanya proses penjualan yang berkualitas.

planning strategy that has been prepared. For the following year, an analysis and implementation of efficiency will be carried out by considering the use of technology and digitalization until 2026. The educational activities to be carried out depend on the company's strategy or the needs of employees in order to eliminate the competency gap from employees to industrial competencies. It is hoped that BRI Life employees can also become Top Tier Employees in the market so that they can become a benchmark for other companies. As for the education of sales personnel, training and development programs for sales are aimed at improving sales skills and case size, as well as being persistent in sales so as to create a quality sales process.

Tabel Rencana Pengembangan SDM

Table of HR Development Projection

(dalam orang/in person)

No	Level Jabatan	Proyeksi 2022 Projection 2022			Position Level
		(+)	(-)	Jumlah SDM Per Desember 2022 Number of HR as of December 2022	
1.	Pegawai Tetap	0	0	494	Permanent employee
2.	*Outsource*	0	0	309	Outsource
	Total	**0**	**0**	**803**	Total

Tabel Rencana Pendidikan dan Pelatihan SDM

Table of HR Education and Training Plan

No	Topik Topic	Metode Diklat Training Method	Perkiraan Waktu Diklat Estimated Training Time	Durasi Diklat Training Duration	Tempat The place	Lembaga Diklat Education and Training Institute	Jumlah Peserta Number of participants	Biaya Diklat Training Fee
	Direksi, Dewan Komisaris, dan Pegawai Directors, Board of Commissioners, and Employees							
1.	Sertifikasi profesi bagi Direksi, Komisaris dan pegawai untuk Mendapatkan pengetahuan tambahan di industri asuransi agar dapat bersaing	Dilakukan secara *online* maupun in *class* tergantung pihak penyelenggara pelatihan dan lembaga sertifikasi.	Januari-Desember	1-3 Hari	*Online* atau tempat pihak penyelenggara	Eksternal	20	Rp700 Juta
	Professional certification for Directors, Commissioners and employees for Gain additional knowledge in the insurance industry to be competitive	It was carried out online or in class depending on the training provider and certification agency.	January-December	1-3 Days	Online or the place of the organizer	External	20	IDR700 Million

No	Topik Topic	Metode Diklat Training Method	Perkiraan Waktu Diklat Estimated Training Time	Durasi Diklat Training Duration	Tempat The place	Lembaga Diklat Education and Training Institute	Jumlah Peserta Number of participants	Biaya Diklat Training Fee
2.	Publik *training*	Dilakukan secara *online* maupun *in class* tergantung pihak penyelenggara pelatihan.	Januari-Desember	1-3 Hari	*Online* atau tempat pihak penyelenggara	Eksternal	300	Rp6,06 miliar
	Public training	It is carried out online or in class depending on the training provider.	January-December	1-3 Days	Online or the place of the organizer	External	300	IDR6.06 billion
3.	*In House training* sesuai dengan kebutuhan.	Dilakukan secara *online* maupun *in class* tergantung pihak penyelenggara pelatihan.	Januari-Desember	1-3 Hari	*Online* atau tempat pihak penyelenggara	Eksternal	200	Rp3,41 miliar
	In house training as needed.	It is carried out online or in class depending on the training provider.	January-December	1-3 Days	Online or the place of the organizer	External	200	IDR3,41 billion
4.	Peningkatan kesadaran budaya kerja Perusahaan.	Baik berbentuk sosialisasi, *training* maupun *award*.	Januari-Desember	1-3 Hari	*Online* atau tempat pihak penyelenggara	Internal	200	Rp1 miliar
	Increasing awareness of the Company's work culture.	Both in the form of socialization, training and awards.	January-December	1-3 Days	Online or the place of the organizer	Internal	200	IDR1 billion
5.	*Assesment* Pegawai	Peningkatan dari kompetensi.	Januari-Desember	1-3 Hari	*Online* atau tempat pihak penyelenggara	Eksternal	50	Rp250 Juta
	Employee Assessment	Improvement of competence.	January-December	1-3 Days	Online or the place of the organizer	External	50	IDR250 million
	Tenaga Penjualan Marketing Divisions							
1.	Farmer Hunter Program	Pembelajaran *Digital*	Q1 2022	3 Jam/Sesi	Per Wilayah	*Regional Trainer Personal Development* (RTPD)	1.300 Orang	Rp45,5 Juta
	Farmer Hunter Program	Digital Learning	Q1 2022	3 Hours/ Session	Per Region	Regional Trainer Personal Development (RTPD)	1.300 People	IDR45,5 million
2.	Yes Payment Program	Pembelajaran *Digital*	Q2 2022	4 Jam/Sesi	Per Wilayah	RTPD	1.300 Orang	Rp45,5 Juta
	Yes Payment Program	Digital Learning	Q2 2022	4 Hours/ Session	Per Region	RTPD	1.300 People	IDR45,5 million
3.	Kepemimpinan *Digital*	Pembelajaran Campuran	Q2 2022	3 Jam/Sesi	Pusat Pelatihan	*Trainer Sales Leader* dan *Fund Manager* BRI Life	130 Orang	Rp50 Juta
	Digital Leadership	Mixed Learning	Q2 2022	3 Hours/ Session	training center	Trainer Sales Leader dan Fund Manager BRI Life	130 People	IDR50 million

No	Topik Topic	Metode Diklat Training Method	Perkiraan Waktu Diklat Estimated Training Time	Durasi Diklat Training Duration	Tempat The place	Lembaga Diklat Education and Training Institute	Jumlah Peserta Number of participants	Biaya Diklat Training Fee
4.	Pola Pikir *Digital* untuk Perusahaan Penjualan. Digital Mindset for Sales Companies.	*Platform* Bakat LMS LMS Talent Platform	Q1 2022 Q1 2022	3 Jam/Sesi 3 Hours/ Session	Pusat Pelatihan training center	*Trainer* Korporasi Corporate Trainer	100 Orang 100 People	Rp25 Juta IDR25 million
5.	Penjelasan Cerita untuk Perusahaan Penjualan. Storytelling for Sales Companies.	*Role play* dengan *virtual learning* untuk cara penggunaan *tools story telling* yang akan digunakan oleh tenaga pemasar Korporasi untuk memudahkan proses presentasi produk Korporasi kepada klien. Role play with virtual learning for how to use story telling tools that will be used by corporate marketers to facilitate the process of presenting corporate products to clients.	Q1 2022 Q1 2022	3 Jam/Sesi 3 Hours/ Session	Pusat Pelatihan training center	*Trainer* Korporasi Corporate Trainer	100 Orang 100 People	Rp10 Juta IDR10 million

Kebijakan, Pengumuman dan Pembayaran Dividen

Kebijakan dividen BRI Life mengacu kepada keputusan hasil Rapat Umum Pemegang Saham (RUPS) dengan tetap mempertimbangkan kebutuhan pendanaan, pengembangan, cadangan umum dan faktor-faktor lain yang dianggap relevan. Penggunaan laba bersih BRI Life tahun buku 2020 dan 2019 sesuai dengan RUPS bahwa BRI Life tidak mendistribusikan dividen kepada para pemegang saham, hal tersebut dalam rangka meningkatkan cadangan umum BRI Life.

Berdasarkan Rapat Umum Pemegang Saham Tahunan Perusahaan tanggal 28 April 2021 yang risalah rapatnya dicakup oleh Akta Notaris Jose Dima Satria, S.H., M.Kn. No. 162, pemegang saham memutuskan tidak membagikan dividen dari laba tahun buku 2020.

Berdasarkan Rapat Umum Pemegang Saham Tahunan Perusahaan tanggal 8 Juli 2020 yang risalah rapatnya dicakup oleh Akta Notaris No. 05 dari Nanda Fauz Iwan, S.H., M.Kn., pemegang saham memutuskan untuk menyisihkan cadangan umum sesuai dengan ketentuan Pasal 61 Undang- Undang No. 40 Tahun 2007 tentang Perseroan Terbatas sebesar Rp323.267 juta dan tidak membagikan dividen dari laba bersih tahun buku 2019.

Policy, Announcements and Payment of Dividend

BRI Life's dividend policy refers to the resolution of the General Meeting of Shareholders (GMS) while considering funding needs, development, general reserves and other factors deemed relevant. The use of BRI Life's net profit for the fiscal years 2020 and 2019 was in accordance with the GMS that BRI Life did not distribute dividends to shareholders, this was in order to increase BRI Life's general reserves.

Based on the Company's Annual General Meeting of Shareholders on April 28, 2021, the minutes of which were covered by the Deed of Notary Jose Dima Satria, S.H., M.Kn. No. 162, the shareholders decided not to distribute dividends from the profit for the 2020 financial year.

Based on the Company's Annual General Meeting of Shareholders on July 8, 2020, the minutes of the meeting are covered by Notary Deed No. 05 from Nanda Fauz Iwan, S.H., M.Kn., the shareholders decided to set aside general reserves in accordance with the provisions of Article 61 of Law no. 40 of 2007 concerning Limited Liability Companies in the amount of IDR323,267 million and not distributing dividends from net income for the 2019 financial year.

Realisasi Penggunaan Dana Hasil Penawaran Umum

Sampai dengan akhir tahun 2021, BRI Life belum melakukan penawaran umum saham maupun obligasi ke publik melalui pasar modal. Oleh karena itu, BRI Life tidak menyajikan informasi tentang realisasi penggunaan dana hasil penawaran umum, yang meliputi total perolehan dana; rencana penggunaan dana; rincian penggunaan dana; saldo dana; dan tanggal persetujuan RUPS/RUPO atas perubahan penggunaan dana.

Realization of the Use of Public Offering Funds

Until the end of 2021, BRI Life did not make a public offering of shares or bonds to the public through the capital market. Therefore, BRI Life did not provide information on the realization of the use of proceeds from the public offering, which included the total proceeds; plan for the use of funds; details of the use of funds; fund balance; and the date of approval of the GMS/RUPO for changes in the use of funds.

Informasi Material Mengenai Investasi, Ekspansi, Penggabungan/Peleburan, Divestasi, Akuisisi, atau Restrukturisasi Hutang/Modal

Material Information Regarding Investment, Expansion, Business Merger/Consolidation, Divestment, Acquisition, or Debt/Capital Restructuring

Investasi

Informasi mengenai investasi BRI Life disajikan sebagai berikut.

Investment

Information regarding BRI Life's investment is presented as follows.

Tabel Investasi
Table of Investment

(dalam jutaan Rupiah/in IDR million)

Uraian	2021	2020	Pertumbuhan Growth		Description
1	2	3	4 = 2-3	5 = (2-3)/3	6
Deposito berjangka	1.008.137	1.009.902	(1.765)	(0,17)	Time deposit
Obligasi	7.943.478	6.862.606	1.080.872	15,75	Bond
Saham	364.188	439.026	(74.838)	(17,05)	Share
Reksa dana	5.235.612	3.191.850	2.043.762	64,03	Mutual Funds
Penyertaan langsung	3.796	3.796	-	-	Direct participation
Properti investasi	95.092	114.150	(19.058)	(16,70)	Investment property
Total investasi, neto	**14.650.303**	**11.621.330**	**3.028.973**	**26,06**	**Total investasi, neto**

Ekspansi

Sampai dengan akhir tahun 2021, BRI Life tidak melakukan ekspansi.

Expansion

Until the end of 2021, BRI Life will not expand.

Penggabungan/Peleburan Usaha

Sampai dengan akhir tahun 2021, BRI Life tidak melakukan penggabungan/peleburan usaha

Business Merger/Consolidation

Until the end of 2021, BRI Life did not conduct business mergers/consolidations.

Divestasi

Sampai dengan akhir tahun 2021, BRI Life tidak melakukan divestasi.

Divestment

Until the end of 2021, BRI Life has not divested.

Akuisisi

Sampai dengan akhir tahun 2021, BRI Life tidak melakukan akuisisi.

Acquisition

Until the end of 2021, BRI Life has not made any acquisitions.

Restrukturisasi Utang/Modal

Sampai dengan akhir tahun 2021, BRI Life tidak melakukan restrukturisasi utang/modal.

Debt/Capital Restructuring

Until the end of 2021, BRI Life has not restructured debt/capital.

Informasi Material yang Mengandung Benturan Kepentingan dan/atau Transaksi Dengan Pihak Afiliasi

Transaksi Material adalah setiap transaksi yang dilakukan oleh perusahaan terbuka atau perusahaan terkendali yang memenuhi batasan nilai transaksi sama dengan 20% (dua puluh persen) atau lebih dari ekuitas Perusahaan Terbuka (Peraturan Otoritas Jasa Keuangan Nomor 17/POJK.04/2020 Tentang Transaksi Material dan Perubahan Kegiatan Usaha).

Material Transaction Information Containing Conflict of Interest and/or Transaction with Affiliated Parties

Material Transaction is every transaction carried out by a public company or controlled company that meets the transaction value limit equal to 20% (twenty percent) or more of the equity of the Public Company (Financial Services Authority Regulation Number 17/POJK.04/2020 concerning Material Transactions and Changes in Business Activities).

Transaksi Afiliasi

Berdasarkan ketentuan Peraturan Otoritas Jasa Keuangan Nomor 42/POJK.04/2020 Tentang Transaksi Afiliasi dan Transaksi Benturan Kepentingan, Afiliasi adalah:

a. Hubungan keluarga karena perkawinan dan keturunan sampai derajat kedua, baik secara horizontal maupun vertikal;
b. Hubungan antara pihak dengan Pegawai, Direktur, atau Komisaris dari pihak tersebut;
c. Hubungan antara 2 (dua) Perusahaan di mana terdapat 1 (satu) atau lebih anggota Direksi atau Dewan Komisaris yang sama;
d. Hubungan antara Perusahaan dan Pihak, baik langsung maupun tidak langsung, mengendalikan atau dikendalikan oleh perusahaan tersebut;
e. Hubungan antara 2 (dua) perusahaan yang dikendalikan, baik langsung maupun tidak langsung, oleh pihak yang sama; atau
f. Hubungan antara Perusahaan dan Pemegang Saham Utama.

Selanjutnya transaksi Afiliasi adalah setiap aktivitas dan/atau transaksi yang dilakukan oleh perusahaan terbuka atau perusahaan terkendali dengan Afiliasi dari perusahaan terbuka atau Afiliasi dari Anggota Direksi, Anggota Dewan Komisaris, Pemegang Saham Utama, atau Pengendali, termasuk setiap aktivitas dan/atau transaksi yang dilakukan oleh Perusahaan Terbuka atau Perusahaan Terkendali untuk kepentingan Afiliasi dari Perusahaan Terbuka atau Afiliasi dari anggota Direksi, Anggota Dewan Komisaris, Pemegang Saham Utama, atau Pengendali.

Sampai dengan akhir tahun 2021, tidak terdapat transaksi yang memenuhi kategori transaksi dengan pihak terafiliasi.

Affiliate Transactions

Based on the provisions of the Financial Services Authority Regulation Number 42/POJK.04/2020 concerning Affiliated Transactions and Conflict of Interest Transactions, Affiliates are:

a. Family relations due to marriage and descent up to the second degree, both horizontally and vertically;
b. The relationship between the party and the employee, director, or commissioner of that party;
c. Relationship between 2 (two) companies where there are 1 (one) or more members of the same Board of Directors or Board of Commissioners;
d. The relationship between the Company and the Party, either directly or indirectly, controls or is controlled by the company;
e. Relationship between 2 (two) companies that are controlled, directly or indirectly, by the same party; or
f. Relationship between the Company and Major Shareholders.

Furthermore, Affiliate transaction is any activity and/or transaction carried out by a public company or controlled company with an Affiliate of a public company or Affiliate of a Member of the Board of Directors, Member of the Board of Commissioners, Major Shareholder, or Controlling, including every activity and/or transaction carried out by Public Company or Controlled Company for the benefit of Affiliates of the Public Company or Affiliates of members of the Board of Directors, Members of the Board of Commissioners, Major Shareholders or Controlling Shareholders.

Until the end of 2021, there were no transactions that meet the transaction category with affiliated parties.

Transaksi Benturan Kepentingan

Sesuai ketentuan dalam Peraturan Otoritas Jasa Keuangan Nomor 42/POJK.04/2020 Tentang Transaksi Afiliasi dan Transaksi Benturan Kepentingan, Benturan Kepentingan adalah perbedaan antara kepentingan ekonomis Perusahaan Terbuka dengan kepentingan ekonomis pribadi Anggota Direksi, Anggota Dewan

Conflict of Interest Transaction

In accordance with the provisions in the Financial Services Authority Regulation Number 42/POJK.04/2020 concerning Affiliated Transactions and Conflict of Interest Transactions, a Conflict of Interest was the difference between the economic interests of a Public Company and the personal economic interests of Members of the

Komisaris, Pemegang Saham Utama, atau Pengendali yang dapat merugikan Perusahaan Terbuka dimaksud.

Selama tahun 2021 tidak terdapat transaksi yang memenuhi kategori transaksi benturan kepentingan.

Board of Directors, Members of the Board of Commissioners, Major Shareholders, or Controlling might harm the said Public Company.

During 2021 there were no transactions that met the category of conflict of interest transactions.

Transaksi Berelasi

Related Transaction

Nama dan Sifat Hubungan Berelasi

Dalam kegiatan usahanya, Grup melakukan transaksi tertentu dengan pihak-pihak berelasi. Sifat hubungan berelasi Pihak berelasi adalah sebagai berikut:

a. PT Bank Rakyat Indonesia (Persero) Tbk ("BRI"), entitas yang dikendalikan oleh BRI dan entitas dimana BRI memiliki pengaruh signifikan
b. Pemerintah Republik Indonesia, entitas yang dikendalikan oleh Pemerintah Republik Indonesia dan entitas dimana Pemerintah Republik Indonesia memiliki pengaruh signifikan.

Name and Nature of Related Relationship

In the course of its business, the Group enters into certain transactions with related parties. The nature of a related party relationship is as follows:

a. PT Bank Rakyat Indonesia (Persero) Tbk ("BRI"), an entity controlled by BRI and an entity over which BRI has significant influence
b. The Government of the Republic of Indonesia, entities controlled by the Government of the Republic of Indonesia and entities over which the Government of the Republic of Indonesia has significant influence.

Kewajaran dan Alasan Dilakukannya Transaksi

Transaksi dengan pihak-pihak berelasi dilakukan dengan syarat dan kondisi yang sama dengan transaksi dengan pihak ketiga yang dilakukan secara wajar (*arm's length transaction*) sesuai dengan kepentingan BRI Life. Transaksi yang dilakukan telah memenuhi peraturan dari regulator. Transaksi dengan pihak-pihak berelasi dilakukan terutama untuk kepentingan dan keberlanjutan bisnis BRI Life yang berhubungan dengan kegiatan bisnis BRI Life.

Fairness and Reasons for the Transaction

Transactions with related parties are carried out with the same terms and conditions as transactions with third parties which are carried out fairly (arm's length transactions) in accordance with the interests of BRI Life. The transactions carried out have complied with the regulations from the regulator. Transactions with related parties are carried out primarily for the interest and sustainability of BRI Life's business related to BRI Life's business activities.

Realisasi (Nilai) Transaksi

Berikut rincian saldo transaksi dengan pihak-pihak berelasi pada tanggal-tanggal 31 Desember 2021 dan 2020 diuraikan dalam tabel sebagai berikut.

Transaction Realization (Value)

The details of the balance of transactions with related parties as of December 31, 2021 and 2020 are described in the table as follows.

Tabel Saldo Transaksi dengan Pihak-Pihak Berelasi
Table of Balance of Transactions with Related Parties

(dalam Rupiah penuh/in full IDR)

Uraian	2021	2020	Description
Aset Asset			
Kas dan Bank	62.347	84.348	Cash and Bank
Piutang Premi	40.502	18.395	Premium Receivables
Piutang Hasil Investasi	79.586	83.553	Investment Receivable
Aset reasuransi	75.071	42.997	Reinsurance assets
Piutang koasuransi	26.571	2.332	Coinsurance Receivable

Uraian	2021	2020	Description
Piutang lain-lain	97.944	94.679	Other receivables
Investasi	1.008.137	1.009.902	Investment
Obligasi	7.184.586	5.929.163	Bonds
Saham	191.746	212.990	Shares
Reksa dana	1.135.275	336.835	Mutual Fund
Biaya akuisisi ditangguhkan	2.070.476	-	Acquisition costs deferred
Total aset kepada pihak berelasi	**11.972.241**	**7.815.194**	**Total assets to related parties**
Total aset konsolidasian	**18.260.736**	**13.044.264**	**Total consolidated assets**
Persentase total aset kepada pihak berelasi terhadap total aset konsolidasian	**65,56%**	**59,91%**	**Percentage of total assets to related parties to total consolidated assets**
Liabilitas **Liabilities**			
Utang reasuransi	45.260	25.427	Reinsurance payable
Utang koasuransi	535	1.730	Coinsurance receivables
Pendapatan diterima dimuka	-	525	Prepaid income
Beban yang masih harus dibayar	3.416	324	Expenses still to be paid
Utang klaim	24.631	12.195	Claims payable
Total liabilitas kepada pihak berelasi	**73.842**	**40.201**	**Total liabilities to related parties**
Total liabilitas konsolidasian	**11.381.796**	**10.081.934**	**Total consolidated liabilities**
Persentase total liabilitas kepada pihak berelasi terhadap total liabilitas konsolidasian	**0,65%**	**0,40%**	**Percentage of total liabilities to related parties to total consolidated liabilities**
Pendapatan **Income**			
Premi bruto	654.889	602.463	Gross premium
Premi reasuransi	(359.335)	(83.204)	Reinsurance premium
Premi koasuransi	(4.989)	(21.445)	Coinsurance premium
Hasil investasi	559.172	389.982	Investment return
Pendapatan lain-lain	49.336	10.554	Other income
Beban **Expense**			
Klaim dan manfaat	234.209	415.688	Claims and benefits
Klaim reasuransi	(384.158)	(76.018)	Reinsurance claims
Klaim koasuransi	(18.122)	12.024)	Coinsurance claims
Beban akuisisi	473.032	398.467	Acquisition expense
Beban usaha	15.144	10.923	Operating expenses

Rincian nama pihak terkait realisasi (nilai) transaksi pihak berelasi disajikan pada catatan atas Laporan Keuangan No. 33 yang terlampir pada Laporan Tahunan ini. Transaksi berelasi tersebut merupakan kegiatan usaha yang dijalankan dalam rangka menghasilkan pendapatan usaha dan dijalankan secara rutin, berulang, dan/atau berkelanjutan.

Details of the names of the parties related to the realization (value) of related party transactions are presented in the notes to the Financial Statements No. 33 which is attached to this Annual Report. These related transactions are business activities carried out in order to generate business income and are carried out routinely, repeatedly, and/or continuously.

Kebijakan Mekanisme *Review* atas Transaksi dan Pemenuhan Peraturan dan Ketentuan Terkait

Setiap transaksi dengan pihak berelasi melalui mekanisme *review* sesuai dengan yang telah ditetapkan oleh BRI Life. Transaksi dan saldo yang signifikan dengan pihak berelasi, dilakukan dengan syarat normal dan wajar (*arm's length transaction*) sesuai dengan kepentingan BRI Life. Transaksi dengan pihak berelasi dilakukan berdasarkan persyaratan yang disetujui oleh kedua belah pihak. Kebijakan mekanisme transaksi pihak berelasi dilakukan sama seperti transaksi dengan pihak selain pihak berelasi, hal ini sebagai bentuk penerapan *Good Corporate Governance* (GCG). Persyaratan dan kondisi transaksi dengan pihak berelasi secara umum dilakukan sebagaimana dengan pihak ketiga yang di *review* oleh oleh Kepala Divisi, Dewan Direksi, dan/atau Dewan Komisaris sesuai kewenangannya. Transaksi telah dilakukan sesuai dengan peraturan perundang-undangan dan bebas dari konflik kepentingan. Selama tahun 2021, tidak terdapat pelanggaran atas peraturan perundang-undangan terkait dengan transaksi dengan pihak berelasi.

Review Mechanism Policy on Transactions and Compliance with Related Rules and Conditions

Every transaction with a related party went through a review mechanism in accordance with what had been determined by BRI Life. Significant transactions and balances with related parties were carried out on normal and reasonable terms (arm's length transaction) in accordance with the interests of BRI Life. Transactions with related parties were carried out based on terms agreed by both parties. The related party transaction mechanism policy was carried out the same as transactions with parties other than related parties, this was a form of implementation of Good Corporate Governance (GCG). The terms and conditions of transactions with related parties were generally carried out as with third parties reviewed by the Division Head, Board of Directors, and/or Board of Commissioners according to their respective authorities. The transaction had been carried out in accordance with the laws and regulations and was free from conflicts of interest. During 2021, there were no violations of laws and regulations related to transactions with related parties.

Perubahan Peraturan Perundang-Undangan dan Dampaknya

Pada tahun 2021 tidak terdapat perubahan ketentuan peraturan perundang-undangan yang berpengaruh signifikan terhadap BRI Life dan dampaknya terhadap laporan keuangan.

Amendments of the Legislation and the Impact

In 2021 there will be no changes to the regulatory provisions legislation that has a significant effect on BRI Life and its impact on financial statements.

Perubahan Kebijakan Akuntansi

Penyesuaian standar akutansi keuangan dilakukan untuk mematuhi Pernyataan Standar Akuntansi Keuangan (PSAK) dan Amendemen PSAK yang berlaku dalam tahun berjalan. BRI Life menerapkan penyesuaian-penyesuaian standar akuntansi keuangan, yang berlaku efektif 1 Januari 2021 sebagai berikut:

a. PSAK No. 22 (Amendemen 2019): Kombinasi Bisnis tentang Definisi Bisnis.
   Amandemen PSAK No. 22 Kombinasi Bisnis menjelaskan bahwa untuk dianggap sebagai suatu bisnis, rangkaian aktivitas dan aset yang terintegrasi harus mencakup, minimal,

Change of Accounting Policies

Financial accounting standards were adjusted to comply with the Statement of Financial Accounting Standards (PSAK) and PSAK Amendments that were in effect for the current year. BRI Life applied adjustments to financial accounting standards, effective January 1, 2021 as follows:

a. PSAK No. 22 (2019 Amendment): Business Combination on Business Definition.
   Amendment to PSAK No. 22 Business Combinations explains considered a business, an integrated set of activities and assets had to include, as a minimum, a substantive input and

suatu masukan dan proses substantif yang, bersama-sama, secara signifikan berkontribusi pada kemampuan untuk menghasilkan keluaran. Lebih jauh, ini menjelaskan bahwa bisnis dapat eksis tanpa menyertakan semua *input* dan proses yang diperlukan untuk menciptakan *output*.

b. Amendemen PSAK No. 71: Instrumen Keuangan, Amendemen PSAK No 55: Instrumen Keuangan: Pengakuan dan Pengukuran, Amendemen PSAK No. 60: Instrumen Keuangan: Pengungkapan, Amendemen PSAK No. 62: Kontrak Asuransi dan Amendemen PSAK No. 73: Sewa tentang Reformasi Acuan Suku Bunga - Tahap 2.

   Amendemen PSAK No. 71, Amendemen PSAK No. 55, Amendemen PSAK No. 60, Amendemen PSAK No. 62 dan Amendemen PSAK No. 73 tentang Reformasi Acuan Suku Bunga - Tahap 2 diadopsi dari IFRS tentang *Interest Rate Benchmark Reform - Phase 2*.

   Reformasi acuan suku bunga tersebut mengacu pada reformasi global yang menyepakati penggantian IBOR dengan acuan suku bunga alternatif. Adapun isu akuntansi yang timbul dari penggantian IBOR dibagi menjadi dua tahap yaitu:

   1. Tahap 1 (*pre-replacement issues*) Merupakan isu atas ketidakpastian yang muncul menjelang periode transisi yang mempengaruhi pelaporan keuangan pada periode sebelum penggantian acuan suku bunga. Untuk mengatasi isu tersebut IASB telah mengeluarkan *Interest Rate Benchmark Reform Amendments to IFRS No. 9, IAS No. 39 and IFRS No. 7* pada tahun 2019 yang telah diadopsi dan disahkan oleh DSAK IAI menjadi Amendemen PSAK No. 71: Instrumen Keuangan, Amendemen PSAK No. 55: Instrumen Keuangan: Pengakuan dan Pengukuran dan Amendemen PSAK No. 60: Instrumen Keuangan: Pengungkapan tentang Reformasi Acuan Suku Bunga.
   2. Tahap 2 (*replacement issues*) Reformasi Acuan Suku Bunga - Tahap 2 membahas isu yang mungkin mempengaruhi pelaporan keuangan selama reformasi acuan suku bunga, termasuk dampak perubahan arus kas kontraktual atau hubungan lindung nilai yang timbul dari penggantian acuan suku bunga dengan acuan alternatif yang baru.

   Amendemen ini mengubah persyaratan dalam PSAK No. 71: Instrumen Keuangan, PSAK No. 55: Instrumen Keuangan: Pengakuan dan Pengukuran, PSAK No. 60: Instrumen Keuangan: Pengungkapan, PSAK No. 62: Kontrak Asuransi dan PSAK No. 73: Sewa yang terkait dengan:

   - Perubahan dasar untuk menentukan arus kas kontraktual dari aset keuangan, liabilitas keuangan dan liabilitas sewa;
   - Akuntansi lindung nilai; dan
   - Pengungkapan.

process that, together, significantly contribute to the ability to produce an output. Furthermore, it explained that a business could exist without including all the inputs and processes required to create outputs.

b. Amendment to PSAK No. 71: Financial Instruments, Amendment to PSAK No. 55: Financial Instruments: Recognition and Measurement, Amendment to PSAK No. 60: Financial Instruments: Disclosures, Amendments to PSAK No. 62: Insurance Contracts and Amendments to PSAK No. 73: Leases on Interest Rate Benchmark Reform - Phase 2.

   Amendment to PSAK No. 71, Amendment to PSAK No. 55, Amendment to PSAK No. 60, Amendment to PSAK No. 62 and Amendments to PSAK No. 73 concerning Interest Rate Benchmark Reform - Phase 2 adopted from IFRS concerning Interest Rate Benchmark Reform - Phase 2.

   The reform of the interest rate reference referred to the global reform which agreed to replace the IBOR with an alternative interest rate reference. The accounting issues arising from the replacement of IBOR are divided into two stages, namely:

   1. Stage 1 (pre-replacement issues) is an issue of uncertainty that arised before the transition period that affected financial reporting in the period prior to the replacement of the interest rate reference. To address this issue, the IASB issued Interest Rate Benchmark Reform Amendments to IFRS No. 9, IAS No. 39 and IFRS No. 7 in 2019 which had been adopted and ratified by DSAK IAI to become Amendment to PSAK No. 71: Financial Instruments, Amendment to PSAK No. 55: Financial Instruments: Recognition and Measurement and Amendments to PSAK No. 60: Financial Instruments: Disclosures on Interest Rate Benchmark Reform.
   2. Phase 2 (replacement issues) Interest Rate Benchmark Reform - Phase 2 addresses issues that might affect financial reporting during interest rate benchmark reform, including the impact of changes in contractual cash flows or hedging relationships arising from replacing the interest rate benchmark with a new alternative benchmark.

   This amendment changes the requirements in PSAK No. 71: Financial Instruments, PSAK No. 55: Financial Instruments: Recognition and Measurement, PSAK No. 60: Financial Instruments: Disclosures, PSAK No. 62: Insurance Contracts and PSAK No. 73: Rent related to:

   - Changes in the basis for determining contractual cash flows from financial assets, financial liabilities and lease liabilities;
   - Hedge accounting; and
   - Disclosure.

Reformasi Acuan Suku Bunga - Tahap 2 hanya berlaku untuk perubahan yang disyaratkan oleh reformasi acuan suku bunga untuk instrumen keuangan dan hubungan lindung nilai. Amendemen ini berlaku efektif per 1 Januari 2021 dengan penerapan dini diperkenankan.

c. PSAK No. 112: Akuntansi Wakaf, efektif 1 Januari 2021, dan penerapan lebih awal diizinkan.
PSAK ini mengatur perlakuan akuntansi wakaf dari donor korporasi kepada penerima individu dan korporasi.

Tidak ada dampak yang signifikan atas amandemen dan revisi standar yang berlaku efektif pada tanggal 1 Januari 2021 terhadap laporan keuangan konsolidasian BRI Life.

Benchmark Reform - Phase 2 applied only to changes required by the benchmark rate reform for financial instruments and hedging relationships. This amendment was effective as of January 1, 2021 with early application allowed.

c. PSAK No. 112: Accounting for Waqf, effective January 1, 2021, and earlier application was permitted.
This PSAK regulated the accounting treatment of waqf from corporate donors to individual and corporate recipients.

There was no significant impact on the amendments and revisions to the standards which were effective on January 1, 2021, on BRI Life's consolidated financial statements.

Tingkat Kesehatan Keuangan Perusahaan

Pada akhir tahun 2021, rasio tingkat kesehatan keuangan BRI Life sebesar 519% meningkat sangat signifikan dengan kinerja pada tahun 2020 sebesar 264%. Peningkatan signifikan ini dikarenakan adanya penambahan modal dari pemegang saham FWD sebesar Rp3,85 triliun pada bulan Maret 2021.

Company Financial Soundness Ratio

By the end of 2021, BRI Life's financial soundness ratio was 519%, a very significant increase with the performance in 2020 of 264%. This significant increase was due to additional capital from FWD shareholders reaching IDR3.85 trillion in March 2021.

Informasi Kelangsungan Usaha

Hal yang Berpotensi Berpengaruh Signifikan Terhadap Kelangsungan Usaha

BRI Life tahun 2021 tidak memiliki hal-hal yang berpotensi berpengaruh signifikan terhadap kelangsungan usaha. Manajemen menganalisa bahwa meskipun terdapat kendala-kendala yang tengah dihadapi oleh BRI Life, hal tersebut masih dapat diakomodir dengan menggunakan inisiatif strategis yang tepat dan dengan utilisasi sumber daya yang optimal, sehingga kelangsungan usaha BRI Life dapat terjaga dengan baik.

Assessment Manajemen atas Hal yang Berpotensi Berpengaruh Signifikan Terhadap Kelangsungan Usaha

Manajemen BRI Life melakukan *assessment* atas kemampuan BRI Life untuk melanjutkan kelangsungan usahanya, *assessment* dilakukan dengan berdasarkan berbagai faktor seperti analisis kekuatan kondisi keuangan maupun non keuangan. Berdasarkan hasil *assessment*, BRI Life berkeyakinan bahwa BRI Life memilki sumber daya untuk melanjutkan usahanya di masa mendatang. Selain itu, Manajemen BRI Life tidak melihat adanya ketidakpastian material yang dapat menimbulkan keraguan yang signifikan terhadap kemampuan BRI Life untuk melanjutkan usahanya.

Business Continuity Information

Potential Aspect Giving Significant Influence on Business Continuity

BRI Life in 2021 did not have things that had the potential to significantly affect business continuity. Management analyzed that although there were obstacles being faced by BRI Life, these could still be accommodated by using the right strategic initiatives and with optimal utilization of resources, so that BRI Life's business continuity could be well maintained.

Management Assessment on Potential Aspect Giving Significant Influence on Business Continuity

BRI Life's management conducted an assessment of BRI Life's ability to continue its business continuity, the assessment was carried out based on various factors such as an analysis of the strength of financial and non-financial conditions. Based on the assessment results, BRI Life believed that BRI Life had the resources to continue its business in the future. In addition, BRI Life's management did not see any material uncertainty that could raise significant doubts about BRI Life's ability to continue its business.

Asumsi yang Digunakan dalam Melakukan *Assessment*

Beberapa faktor yang menjadi pertimbangan BRI Life dalam melakukan *assessment* terhadap kelangsungan usaha adalah sebagai berikut:

- Kemampuan sumber daya BRI Life yang unggul untuk berkompetisi dalam industri asuransi.
- Kondisi keuangan yang baik dengan profitabilitas pencapaian laba tahun 2021 sebesar Rp150,04 miliar.
- Tingkat kesehatan keuangan BRI Life yang baik dengan rasio tingkat kesehatan keuangan BRI Life tahun 2021 sebesar 519%.

Assumptions Used by Management in Conducting the Assessment

Several factors that were considered by BRI Life in conducting an assessment of business continuity are as follows:

- The ability of BRI Life's superior resources to compete in the insurance industry.
- Good financial condition with the profitability of achieving profit in 2021 of IDR150.04 billion.
- BRI Life's financial soundness level was good with BRI Life's 2021 financial soundness ratio of 519%.

Aspek Perpajakan

BRI Life dalam kegiatan operasionalnya telah menjalankan Tata Kelola Perusahaan yang Baik (*Good Corporate Governance*) yang dilakukan secara transparan dan akuntabel khususnya dalam mengelola hak dan kewajiban perpajakannya. BRI Life telah menjalankan hak dan kewajiban perpajakannya dilakukan sesuai dengan peraturan yang berlaku.

Taxation Aspect

BRI Life in its operational activities implemented Good Corporate Governance carried out in a transparent and accountable manner, especially in managing its tax rights and obligations. BRI Life carried out its taxation rights and obligations in accordance with applicable regulations.

Tabel Pembayaran Pajak
Table of Payment of Taxes

(dalam Rupiah penuh/in full IDR)

Uraian Pajak	Tahun 2021 Year 2021	Tahun 2020 Year 2020	Tax Description
PPh Pasal 21	21.834.792.202	28.131.682.564	Income Tax Article 21
PPh Pasal 23	2.159.395.916	2.327.232.320	Income Tax Article 23
PPh Pasal 4 ayat (2)	467.052.304	254.461.743	Income Tax Article 4 paragraph (2)
PPh Pasal 26	194.456.505.709	680.377.735	Income Tax Article 26
PPN	2.188.529.353	846.014.326	PPN
Total	**221.106.275.484**	**32.239.768.688**	**Total**

Sumber Daya Manusia

Human Resources

Pada tahun 2021 telah diimplementasikan 2 (dua) aplikasi berbasis *smartphone* dalam rangka mendukung digitalisasi perusahaan dan pengembangan BRILifeHC Mobile yaitu E-Cuti dan E-SPJ.

In 2021, 2 (two) smartphone-based applications have been implemented to support the company's digitalization and development of BRILifeHC Mobile, namely E-Leave and E-SPJ.

Strategi Sumber Daya Manusia

Human Resources Strategy

VISI *Human Capital*: Vision of Human Capital

Creating Best Talent in Insurance Industry

Misi Human Capital: Mission of Human Capital

- ***Attrack best talent new entry***
- ***Developing and maximize the potential of employees to be Great***
- ***Human Capital become employee career consultant***
- ***Creating next leader of BRILife***

Beberapa strategi dari sumber daya manusia (SDM) di BRI Life antara lain:

1. Pengimplementasian AKHLAK dan Brilian Ways dalam kegiatan Budaya Kerja di BRI Life (Sharing mengenai AKHLAK pada doa pagi, Sharing Rocket, Sharing Brilian Ways).
2. Menerapkan Talent Management, yaitu keseluruhan proses yang berkesinambungan untuk menarik, mengidentifikasi, menyeleksi, mengembangkan dan merencanakan suksesi Talent yang ada di dalam Perusahaan.
3. Menerapkan siklus Talent Management dalam pengembangan karir.
4. Menerapkan pengukuran aspek kinerja yang didasarkan pada nilai Pekerja dalam Sistem Manajemen Kinerja (SMK).
5. Menerapkan pengukuran aspek kapasitas yang bertujuan untuk memprediksi kemungkinan berhasilnya seorang Pekerja untuk dapat dikembangkan sebagai pemimpin di dalam Perusahaan.
6. Menerapkan BSM (Brilian Society Member) yang merupakan kelompok Pekerja yang terdiri dari Top Talent BRI Life yang memiliki Kinerja dan Kapasitas yang unggul.

Several strategies from human resources (HR) at BRI Life include:

1. Implementing AKHLAK and Brilliant Ways in Work Culture activities at BRI Life (Sharing on AKHLAK in morning prayer, Sharing Rocket, Sharing Brilliant Ways).
2. Implementing Talent Management as a continuous whole process to attract, identify, select, develop and plan the succession of Talents within the Company.
3. Implementing the Talent Management cycle in career development.
4. Applying the measurement of performance aspects based on the value of the Worker in the Performance Management System (SMK).
5. Implementing the measurement of the capacity aspect aiming to predict the likelihood of success of the Employee to be developed as a leader in the Company.
6. Implementing BSM (Brilliant Society Member) as a group of Workers consisting of BRI Life's Top Talents with superior performance and capacity.

Manajemen Sumber Daya Manusia
Human Resource Management

Kebijakan dan Pelaksanaan Rekrutmen

Kebijakan terkait Rekrutmen *Human Capital* (HC) di BRI Life mengacu pada Surat Keputusan No. S.025/DIR/MSDM/II/2021 Tentang Penetapan Kembali Ketentuan Penerimaan Pekerja PT Asuransi BRI Life. Penerimaan Pekerja dilakukan apabila dibutuhkan formasi baru, belum adanya SDM atas formasi yang ada, pemenuhan berdasarkan Rencana Kerja Anggaran (RKA), serta pemenuhan bersifat insidential. Sumber Penerimaan pekerja berasal dari internal, eksternal maupun penugasan dari BRI Group. Penerimaan Pekerja meliputi:

1. Pekerja *Outsourcing*
2. Pekerja Kontrak
   a. *New Entry* (*Assisstant*/Job Grade 3 – 4)
   b. *Professional Hiring*
      - Senior Manager/ Job Grade 11 – 13
      - Vice President/ Job Grade 15 – 16
      - Executive Vice President/ Job Grade 17 – 18
3. ODP (*Officer Development*)/ Job Grade 5

   Prinsip Penerimaan Kerja pada BRI Life meliputi:
   a. Obyektif, Hanya pelamar yang memenuhi persyaratan dan lulus tiap tahapan seleksi yang dapat diterima.
   b. Efektif, Diupayakan mendapatkan kandidat yang sesuai dengan kebutuhan.
   c. Efisien, Penggunaan waktu seminimal mungkin.

Pelaksanaan penerimaan Pekerja pada BRI Life memperhatikan rasio seleksi. Rasio seleksi tersebut yaitu perbandingan antara jumlah kebutuhan Pekerja dengan Calon Pekerja yang akan diseleksi dengan mempertimbangkan ketersediaan sumber penerimaan pekerja dan anggaran. Proses Penerimaan Kerja pada BRI Life dilaksanakan melalui:

a. Pemasangan iklan di media massa seperti:
   - Portal lowongan kerja (Job Street)
   - Media cetak (koran)
b. *Website* dan Media Sosial Resmi BRI Life seperti:
   - www.brilife.co.id
   - @brilifeindonesia
   - @culturebrilifers
c. Lembaga Pendidikan seperti:
   - Kerjasama dengan PTN/PTS
   - Bootcamp
d. Lembaga jasa penerimaan tenaga kerja/Bursa Tenaga Kerja seperti Prima Karya Sarana Sejahtera (PKSS), Bringin Teknologi (BRIIT), Mitra Integrasi Informatika (MII) dan lainnya.
e. Refrensi Unit Kerja atau Pihak Ketiga

Recruitment Policy and Implementation

Policy regarding Human Capital (HC) Recruitment at BRI Life refers to Decree No. S.025/DIR/MSDM/II/2021 Regarding Re-stipulation of Provisions for Recruitment of Employees of PT Asuransi BRI Life. Employee recruitment is carried out if a new formation is needed, there are no human resources for the existing formation, fulfillment is based on the Budget and Work Plan (RKA), and the fulfillment is incidental. Sources of recruitment come from internal, external and assignments from the BRI Group. Employee Recruitment includes:

1. Outsourcing Workers
2. Contract Worker
   a. New Entry (Assisstant/Job Grade 3 – 4)
   b. Professional Hiring
      - Senior Manager/ Job Grade 11 – 13
      - Vice President/ Job Grade 15 – 16
      - Executive Vice President/ Job Grade 17 – 18
3. ODP (Officer Development)/ Job Grade 5

   The Principles of Employment at BRI Life include:
   a. Objective, Only applicants who meet the requirements and pass each stage of the selection can be accepted.
   b. Effective, Strive to get candidates who fit the needs.
   c. Efficient, Use of minimal time.

The implementation of employee recruitment at BRI Life takes into account the selection ratio. The selection ratio is a comparison between the number of needs of workers and prospective workers who will be selected by considering the availability of sources of worker revenue and the budget. The Job Admission process at BRI Life is carried out through:

a. Advertising in mass media such as:
   - Job Street
   - Print media (newspaper)
b. Website dan BRI Life's Official Social Media such as:
   - www.brilife.co.id
   - @brilifeindonesia
   - @culturebrilifers
c. Educational Institutions such as:
   - Cooperation with PTN/PTS
   - Bootcamp
d. Employment service agencies / Labor Exchange such as Prima Karya Sarana Sejahtera (PKSS), Bringin Technology (BRIIT), Informatics Integration Partner (MII) and others.
e. Work Unit or Third Party Reference

Kebijakan dan Pelaksanaan Pengembangan Karir

Pengembangan karir di BRI Life menggunakan sistem *Talent Management*. Pengembangan karir dalam lingkup Talent Management terdiri atas 5 (lima) tahapan yaitu:

1. *Talent Attraction* yaitu proses untuk menarik Talent untuk bekerja di Perusahaan melalui mekanisme yang kreatif dan inovatif.
2. *Talent Indentification*, yaitu proses indentifikasi *Talent* yang ada di dalam Perusahaan yang didasarkan pada Nilai Kinerja (*Performance* dan *Capacity*) serta aspirasi *Talent*.
3. *Talent Selection*, proses seleksi serta *Talent Review* yang dilakukan oleh *Talent Commitee* dalam rangka mempersiapkan *Talent Pool, Talent Cluster* dan *list of Succescors*.
4. *Talent Development*, yaitu proses pengembangan *Talent* guna mempersiapkan serta mengakselarasi kesiapan *talent* untuk menduduki jabatan yang lebih tinggi.
5. *Talent Sucession,* yaitu proses penempatan *talent* pada suatu jabatan serta Perencanaan Suksesi (*Succession Planning*) untuk jabatan di Perusahaan termasuk *Key Strategis Posistions.*

Policy and Implementation of Career Development

Career development at BRI Life uses the Talent Management system. Career development within the scope of Talent Management consists of 5 (five) stages, namely:

1. Talent Attraction is a process to attract the Talents to work in the Company through creative and innovative mechanisms.
2. Talent Identification is the process of identifying Talents within the Company based on Performance Values (Performance and Capacity) and Talent aspirations.
3. Talent Selection is the selection process and Talent Review conducted by the Talent Committee in order to prepare the Talent Pool, Talent Cluster and list of Successors.
4. Talent Development is the Talent development process to prepare and accelerate talent readiness to occupy higher positions.
5. Talent Sucession is the process of placing talents in a position and Succession Planning for positions in the Company, including Key Strategic Positions.

Kebijakan dan Pelaksanaan Pengembangan Kompetensi

Pelatihan dan pengembangan kompetensi SDM BRI Life dikelola oleh Divisi Center of Excellence sebagai sentralisasi Pendidikan dan pelatihan Perusahaan. Dengan begitu, tata laksana pendidikan dan pelatihan karyawan menjadi kewenangan divisi tersebut. Tahun 2021 pengembangan kompetensi di fokuskan pada beberapa hal yang antara lain adalah:

1. Standarisasi kompetensi yang dimiliki oleh pegawai sesuai dengan kamus kompetensi yang telah di tetapkan, yang pelaksanaannya berdasarkan hasil *assessment* yang di lakukan untuk melihat *profiling* kompetensi dan gap kompetensi yang di miliki.
2. Membangun *mindset* pekerja untuk memiliki pola fikir dan mentalitas sebagai seorang tenaga penjual agar para pekerja bisa bekerjasama dengan demi tercapainya sebuah target individu maupun target perusahaan
3. Digitalisasi *training* melalui program *Self Learning* yang di akses melalui *Learning Management system* yang telah tersedia.

Selain itu, kebijakan pelaksanaan pendidikan dan pelatihan di BRI Life mengatur pada hal-hal berikut:

1. Pelaksanaan pendidikan dan pelatihan berisi pengetahuan dan ketrampilan yang menyesuaikan dengan strategi, rencana kerja serta kebutuhan perusahaan.
2. Pelaksanaan pendidikan dan pelatihan yang diikuti harus sesuai dengan kompetensi dimana Pekerja ditempatkan.
3. Pendidikan, pelatihan dan pengembangan dilakukan berdasarkan kepada analisa kebutuhan dan dapat berbeda di setiap level jabatan maupun unit kerja.

Policy and Implementation of Competencies Development

BRI Life's HR competency training and development are managed by the Center of Excellence Division as the company's education and training center. In this way, the management of employee education and training becomes the authority of the division. In 2021, competency development will be focused on several things, including:

1. The standardization of competencies possessed by employees is in accordance with the competency dictionary that has been determined, the implementation of which is based on the results of the assessment carried out to see competency profiling and competency gaps.
2. Building the mindset of workers to have a mindset and mentality as a salesperson, hence workers can work together to achieve an individual target or company target
3. Digitalization of training through the Self Learning program which is accessed through the existing Learning Management system.

In addition, the policy for implementing education and training at BRI Life regulates the following:

1. The implementation of education and training contains knowledge and skills that adapt to the strategy, work plan and company needs.
2. The implementation of education and training that is followed must be in accordance with the competencies in which the Worker is placed.
3. Education, training and development are carried out based on a needs analysis and can be different at each level of position or work unit.

4. Gelar profesi dan sertifikasi yang diikuti oleh Pekerja harus sesuai dengan kewenangan di bidang tugasnya.
5. Gelar profesi dan sertifikasi yang dapat diikuti oleh seluruh Pekerja terbatas hanya di bidang manajemen asuransi.
6. Gelar profesi dan sertifikasi yang bersifat *mandatory* sesuai aturan OJK hanya dapat diikuti oleh Pejabat dengan jabatan tertentu yaitu Dewan Komisaris, Direksi dan Pimpinan Unit Kerja di Level Divisi.
7. Gelar profesi, sertifikasi, pendidikan dan pelatihan khusus bidang syariah hanya diikuti oleh Dewan Pengawas Syariah dan Pekerja yang bekerja di Unit Usaha Syariah.
8. Pengajuan pendidikan dari Pekerja dapat disampaikan secara langsung ke Divisi Human Capital BRI Life.

Penilaian Kinerja

Sistem Manajemen Kinerja pada tahun 2021 yang ada pada BRI Life yaitu Sasaran Kinerja Objektif (SKO) yang bersumber pada *Key Perfomance Indicator* masing-masing Unit kerja yang telah ditetapkan oleh Manajemen. Selain itu, BRI Life juga menggunakan Sistem Manajemen Kinerja SKK (Sasaran Kinerja Kompetensi) yang bersumber pada Kamus Kompetensi masing-masing *Job Grade* Pekerja.

SKO adalah target kerja atau apa yang harus dicapai seseorang pekerja sesuai dengan tujuan organisasi/unit kerja dengan mengacu kepada *Key Performance Indicator* (KPI) unit kerja yang telah ditetapkan oleh Perusahaan. Sedangkan SKK adalah Kompetensi yang harus dimiliki oleh Pekerja yang dapat mendukung pencapaian hasil kerja, dengan mengacu kepada :

a. Kompetensi Inti (*Core Competency*)
b. Kompetensi Kepemimpinan (*Leadership Competency*)
c. Kompetensi Spesifik (*Spesific Competency*)

Kebijakan Remunerasi

BRI Life menerapkan kebijakan remunerasi karyawan yang telah disesuaikan dengan industri asuransi jiwa di Indonesia. BRI Life telah berada di posisi median (*percentile* 50'). Data tersebut menunjukkan bahwa BRI Life mampu bersaing dengan perusahaan asuransi jiwa lain dalam hal pemberian remunerasi pekerja. Untuk menjaga daya saing Perusahaan terhadap perusahaan asuransi jiwa lain dalam pemberian remunerasi pekerja, Perusahaan secara periodik mengikuti *salary survey* melalui konsultan.

Tujuan dari pelaksanaan survei ini sebagai bahan pengembangan kebijakan dan program selanjutnya. Selain itu, Perusahaan juga memberikan kompensasi tambahan bagi pekerja yang memiliki sertifikasi di bidang asuransi. Insentif tersebut diberikan dalam bentuk tunjangan profesi dan sertifikasi.

Dalam rangka mempertahankan tingkat daya saing Perusahaan, maka strategi pengupahan ditetapkan pada suatu tingkat tertentu, dengan memperhatikan hal-hal sebagai berikut:

4. Professional degrees and certifications followed by Workers must be in accordance with the authority in their field of duty.
5. Professional degrees and certifications that can be followed by all employees are limited to insurance management only.
6. Professional titles and certifications that are mandatory according to FSA regulations can only be followed by officials with certain positions, namely the Board of Commissioners, Directors and Heads of Work Units at the Divisional Level.
7. Professional degrees, certifications, education and training specifically in the field of sharia are only followed by the Sharia Supervisory Board and Employees who work in Sharia Business Units.
8. Educational requests from employees can be submitted directly to the Human Capital Division of BRI Life.

Performance Assessment

The Performance Management System in 2021 at BRI Life became the Objective Performance Target (SKO) sourced from the Key Performance Indicators of each work unit that set by the Management. In addition, BRI Life also used the SKK Performance Management System (Competency Performance Target) which was sourced from the Competency Dictionary of each Job Grade Worker.

Objective Performance Target was a work target or what a worker must achieve in accordance with the goals of the organization/ work unit by referring to the Key Performance Indicators (KPI) of the work unit that had been set by the Company. Meanwhile, SKK was a competency that had to be possessed by workers who could support the achievement of work results, with reference to:

a. Core Competency
b. Leadership Competency
c. Spesific Competency

Remuneration Policy

BRI Life implements an employee remuneration policy that has been adapted to the life insurance industry in Indonesia. BRI Life is in the median position (50th percentile). The data shows that BRI Life can compete with other life insurance companies in terms of employee remuneration. To maintain the Company's competitiveness against other life insurance companies in providing employee remuneration, the Company periodically participates in salary surveys through consultants.

The purpose of carrying out this survey is as material for the development of further policies and programs. In addition, the Company also provides additional compensation for workers who are certified in the insurance sector. The incentives are given in the form of professional allowances and certifications.

To maintain the level of competitiveness of the Company, the wage strategy is set at a certain level, taking into account the following matters:

1. Dalam penerapan pengupahan, Perusahaan akan mempertahankan dan mengelola sistem pengupahan agar:
   a. Sejalan dengan visi, misi, strategi dan budaya Perusahaan.
   b. Dapat mengikuti dinamika dari tujuan dan strategi bisnis Perusahaan.
   c. Selalu kompetitif terhadap pengupahan yang berlaku di pasar tenaga kerja bidang asuransi dengan tetap memperhatikan dampak kinerja Perusahaan dalam jangka Panjang.
2. Dalam rangka penerapan *Person Grade* dan *Job Grade*, maka:
   a. Pengupahan disusun berdasarkan *Person Grade* dengan tetap mengakomodasi kontribusi atas jabatan;
   b. Dalam setiap *Person Grade*, Perusahaan akan menerapkan rentang Upah Pokok yang mengakomodasi penyesuaian biaya hidup, kompetensi individu, pengalaman masa kerja, peningkatan keahlian, dan kinerja.
3. Struktur Upah Pekerja BRI Life meliputi:
   a. Upah Pokok
   b. Tunjangan *Job Grade*
   c. Tunjangan Premium
   d. Tunjangan Khusus
   e. Tunjangan Peralihan

1. In the application of wages, the Company maintained and managed the wage system so that:
   a. In line with the vision, mission, strategy and corporate culture.
   b. Able to follow the dynamics of the Company's business goals and strategies.
   c. Always competitive with wages prevailing in the labor market in the insurance sector while still considering the impact of the Company's performance in the long term.
2. In the context of implementing Person Grade and Job Grade, then:
   a. Wages were arranged based on Person Grade while still accommodating contributions to positions;
   b. In each Person Grade, the Company applied a Basic Wage range that accommodated adjustments to the cost of living, individual competencies, years of service experience, skill improvement, and performance.
3. BRI Life's Employee Wage Structure includes:
   a. Basic Wage
   b. Job Grade Allowance
   c. Premium Allowance
   d. Special Allowance
   e. Transfer Allowance

Pensiun

Untuk meningkatkan kenyamanan bagi Pekerja selama masih aktif bekerja, BRI Life menyiapkan program pemberian *benefit* setelah berakhirnya hubungan kerja atau masa pensiun. Beberapa program yang dilaksanakan mencakup:

1. Program Dana Pensiun Lembaga Keuangan (DPLK)
2. Program Tunjangan Hari Tua (THT)
3. Program Jaminan Hari Tua (BPJS Ketenagakerjaan)
4. Program Jaminan Pensiun (BPJS Ketenagakerjaan)

Dalam masa persiapan pensiun, Pekerja berhak mendapatkan pendidikan kewirausahaan dari Perusahaan sebagai bekal untuk memasuki masa pensiun.

Retirement

To increase comfort for employees while they were still actively working, BRI Life prepared a benefit program after the end of their employment relationship or retirement. Some of the programs implemented include:

1. Financial Institution Pension Fund Program (DPLK)
2. Old Age Allowance Program (ENT)
3. Old Age Security Program (BPJS Ketenagakerjaan)
4. Pension Guarantee Program (BPJS Ketenagakerjaan)

During the retirement preparation period, Employees are entitled to receive entrepreneurship education from the Company as a provision to enter retirement.

Internalization of Culture

Program Internalisasi Budaya Kerja BRI One Culture BRI Life adalah program-program yang bertujuan untuk menanamkan *values* kepada seluruh insan BRILiaN melalui kegiatan-kegiatan kreatif yang mendukung peningkatan kinerja perusahaan. Program-program Internalisasi BRI One Culture BRI Life adalah:

BRI Work Culture Internalization Program One Culture BRI Life became a program that aimed to instill values to all BRILian people through creative activities that supported the company's performance improvement. BRI One Culture BRI Life Internalization Programs covered:

a. **Forum Peningkatan Kinerja (FPK)**
Forum yang dibentuk sebagai wadah pekerja untuk berpartisipasi aktif dalam penciptaan strategi dan tindakan yang dapat meningkatkan kinerja setiap unit kerja dalam rangka pencapaian target unit kerja.

b. ***Focus Group Discussion* (FGD)**
Forum diskusi yang diselenggarakan untuk membahas antara lain perumusan suatu ketentuan, kualitas layanan, permasalahan, kritik dan saran, serta solusi.

c. **Culture Leader & Culture Agent Forum**
Forum yang diselenggarakan oleh para CA di masing-masing Unit Kerja di Kantor Pusat, Kantor Customer Care Center (3C), Kantor Agency, dan Kantor Cabang lainnya dalam rangka menciptakan, menyusun, mengembangkan, serta evaluasi dan monitoring program-program Budaya Kerja BRI Life.

d. **BRI Life Rookie Buddy**
Program pendampingan yang menyuluruh untuk membantu proses penyesuaian bagi Insan BRILiaN yang baru bergabung dengan BRI Life melalui aktivitas-aktivitas yang harus ditindaklanjuti oleh Insan BRILiaN baru tersebut maupun unit kerja dimana pekerja tersebut ditempatkan.

e. **BRI Excellence Award**
Suatu bentuk apresiasi BRI dan BRI Life kepada pekerja dan unit kerja BRI Life yang secara konsisten memberikan kinerja, budaya dan inovasi terbaik dengan tujuan meningkatkan produktivitas serta mendorong pekerja dan unit kerja untuk lebih berprestasi secara terus menerus dari tahun ke tahun.

f. **BRI Life Wake Up Call**
Program diskusi *Culture Leader & Culture Agent* dengan CEO atau BOD atau HC yang diselenggarakan dalam rangka meningkatkan kinerja setiap unit kerja serta evaluasi dan *monitoring* program-program Budaya Kerja BRI Life.

a. **Performance Improvement Forum (FPK)**
A forum formed as a forum for workers to actively participate in the creation of strategies and actions that could improve the performance of each work unit in order to achieve the work unit targets.

b. **Focus Group Discussion (FGD)**
Discussion forums wewre held to discuss the formulation of a provision, service quality, problems, criticisms and suggestions, and solutions.

c. **Culture Leader & Culture Agent Forum**
Forum organized by CAs in each Work Unit at Head Office, Customer Care Center Office (3C), Agency Offices, and other Branch Offices in order to create, compile, develop, as well as evaluate and monitor BRI Life Work Culture programs .

d. **BRI Life Rookie Buddy**
A comprehensive mentoring program to assist in the adjustment process for BRILian Personnel who newly joined BRI Life through activities that had to be followed up by the new BRILian Personnel and the work unit in which the employee was assigned.

e. **BRI Excellence Award**
A form of appreciation from BRI and BRI Life to BRI Life's employees and work units who consistently provided the best performance, culture and innovation with the aim of increasing productivity and encouraging employees and work units to excel continuously from year to year.

f. **BRI Life Wake Up Call**
Culture Leader & Culture Agent discussion program with the CEO or BOD or HC held in order to improve the performance of each work unit as well as evaluation and monitoring of BRI Life's Work Culture programs.

Sistem Informasi *Human Capital*

System Information of Human Capital

Dalam rangka mencegah penyebaran virus COVID-19 melalui mesin absensi *fingerprint* dan mengakomodir bekerja dari rumah (*Work From Home*/WFH), pada akhir tahun 2020 telah dilaksanakan uji coba penggunaan absensi pekerja berbasis *smartphone* dengan fitur foto selfie dan pendeteksian lokasi serta *to do list* harian. Pada awal tahun 2021, telah diimplementasikan penuh absensi berbasis *smartphone* yang merupakan hasil karya internal perusahaan yang dikembangkan oleh Divisi Teknologi Informasi dengan nama BRILifeHC Mobile.

Sejalan dengan telah diimplementasikannya absensi berbasis *smartphone*, pada awal tahun 2021 telah diimplementasikan aplikasi *payroll* berbasis *web* yang merupakan hasil karya internal perusahaan yang dikembangkan oleh Divisi Teknologi Informasi dengan nama BRILifeHC. Selain itu, Dalam rangka mendukung

In order to prevent the spread of the COVID-19 virus through fingerprint attendance machines and accommodate work from home (WFH), at the end of 2020 a smartphone-based worker attendance trial was carried out with selfie photo features and location detection as well as daily to-do lists. In early 2021, smartphone-based attendance was fully implemented which was the company's internal work developed by the Information Technology Division under the name BRILifeHC Mobile.

In line with the implementation of smartphone-based attendance, in early 2021 a web-based payroll application was implemented as the company's internal work developed by the Information Technology Division under the name BRILifeHC. In addition, in order to support the company's digitalization and development of

digitalisasi perusahaan dan pengembangan BRILifeHC Mobile sebagai sarana layanan mandiri pekerja (*Employee Self Service*/ ESS), pada akhir tahun 2021 telah diimplementasikan 2 (dua) aplikasi berbasis *smartphone* yang merupakan hasil karya internal perusahaan yang dikembangkan oleh Divisi Teknologi Informasi, antara lain:

a. E-Cuti, untuk mengakomodir pengajuan cuti pekerja.
b. E-SPJ, untuk mengakomodir pengajuan perjalanan dinas pekerja.

BRILifeHC Mobile as a means of employee self-service (Employee Self-Service/ESS), at the end of 2021 2 (two) smartphone-based applications were implemented as the company's internal work developed by the Information Technology Division, among others:

a. E-Leave, to accommodate workers leave applications.
b. E-SPJ, to accommodate employee travel requests.

Struktur Pengelola Direktorat *Human Capital*

Structure of The Management of The Directorate of Human Capital

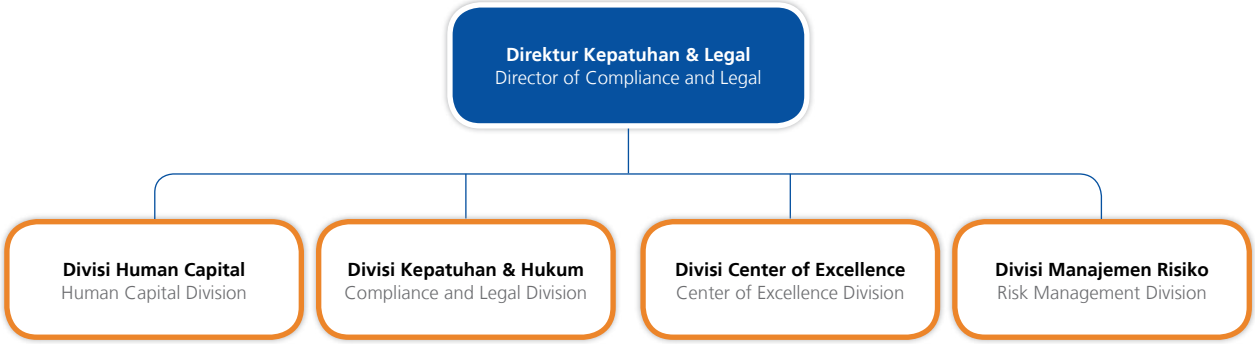

Pengelolaan Human Capital pada BRI Life berada pada 4 (empat) Divisi di bawah Direktorat Kepatuhan & Legal. Adapun 4 (empat) Divisi tersebut antara lain:

1. Divisi Human Capital yang mengelola Fungsi tugas berkaitan dengan Human Capital pada BRI Life.
2. Divisi Kepatuhan & Hukum mengelola fungsi tugas Kepatuhan, GCG, Litigasi dan Advis pada BRI Life.
3. Divisi Center of Excellemce yang mengelola fungsi Pelatihan dan Pengembangan Tenaga Penjualan BRI Life.
4. Divisi Manajemen Risiko mengelola Fungsi Manajemen Risiko BRI Life.

Human Capital management at BRI Life is in 4 (four) Divisions under the Compliance & Legal Directorate. The 4 (four) Divisions include :

1. Human Capital Division which manages the task functions related to Human Capital at BRI Life.
2. The Compliance & Legal Division manages the Compliance, GCG, Litigation and Advice functions at BRI Life.
3. The Center of Excellence Division which manages the BRI Life Sales Force Training and Development function.
4. The Risk Management Division manages the Risk Management Function of BRI Life.

Program Strategis *Human Capital* 2021

Human Capital Strategic Program 2021

Program strategis *Human Capital* yang dilaksanakan pada tahun 2021 antara lain:

1. *Implementation of Job Grading and Job Family.*
2. *Alignment with BRI Program – Development Program and Talent Management.*
3. *Implementation of E-Learning and Digital Learning.*
4. *BRILiaN ber-AKHLAK culture implementation.*
5. *Introduce new governance framework to drive collaboration between BRI anf BRI Life.*

Human Capital strategic programs implemented in 2021 include:

1. Implementation of Job Grading and Job Family.
2. Alignment with BRI Program – Development Program and Talent Management.
3. Implementation of E-Learning and Digital Learning.
4. BRILiaN ber-AKHLAK culture implementation.
5. Introduce new governance framework to drive collaboration between BRI anf BRI Life.

Rencana dan Strategi Pengembangan *Human Capital* Tahun 2022

Human Capital Development Plan and Strategy for 2022

Rencana dan Strategi Pengembangan *Human Capital* Tahun 2022 adalah sebagai berikut:

The Human Capital Development Plan and Strategy for 2022 are as follows:

SET UP ROLE OF HUMAN CAPITAL AS STRATEGIC BUSINESS PARTNER

STRATEGIC INITIATIVE

Organization	Talent Management & Recrutmen	Performance Management	Learning & Development	Culture
HC Strategy & Organization to envolve into a true strategic Business Partener	*Strenghten talent management across 4 areas EVP, Recruitment, Succession Planning*	*Performance Management Evaluation (BRILife Core & BRILImpact)*	*Robust Integrated role based learning roadmaps covering spesialis skill, leadership skill, and up/ reskilling*	*Creating BRILianways Behavior*

Teknologi Informasi

Information Technology

Strategi Teknologi Informasi

Information Technology Strategy

Strategi Teknologi Informasi pada BRI Life adalah sebagai berikut:

The Information Technology strategy at BRI Life is as follows:

Output

My Acces, Mylife, Moklaim, Digiform, Brisurf, BRImo Integration, WA Corporate

MDM : Marketing, Finence & Actuarial Report, SVOC, Cust Analytics
Data Privacy : Data Classification, DLP

IT Maturity Score
CyberSec Maturity Score
ISO Certification

Availability, Reliability, Response Time, Fast Track IT Resilience: Acitve-active Digiform, My Acces

IT Branding: Job Posting, Linkedin, Webinar, goes to campus
IT Training & Certification: Scrum, Product Owner, ITIL, TOGAF, Digital Mindset

Capabilities

Open API, Reusable Service

MDM, Data Privacy Management

IT & Digital Maturity, ISO Certification, Agile Devops Team, Project Managmenet

Microservices, Multi-set Application System (DC-DRC), Core Modernization, Improvement Cybersecurity

Talent Development: New Mindset, New Practice, New Competency

Strategic Initiatives

4. Automation of the core operational processes.
5. WA Corporate services
6.7. Customer & Sales Apps

Mckinsey Diagnostic: Set-up robust data and MIS Infrastructure

3. 2 Speed IT
9. Certified IT Infrastructure

1. Modernize back-end systems
2. Reengineering legacy System
8. Future ready IT infrastructure

10. Adequate IT Resources to support the business needs.

Grand Strategic

Simply Innovative

Making Data Meaningfull

Agile Governance

Resilience IT Platform

Tranform Digital Talent

Inovasi Teknologi Informasi
Information Technology Innovation

BRI Life selalu menggunakan teknologi terupdate dalam setiap aspek pengembangan sistem dan aplikasi, BRI Life akan fokus berinovasi dalam mengembangkan *Artificial Intelligence* (AI), *Data Analitics* dan *Big Data* untuk mendukung pengambilan keputusan strategi perusahaan agar selalu dapat memberikan produk yang layanan yang tepat kepada konsumen.

BRI Life always uses the latest technology in every aspect of system and application development, BRI Life focuses on innovation in developing Artificial Intelligence (AI), Data Analytics and Big Data to support the company's strategic decision making to provide the right products and services to consumers.

Infrastruktur Teknologi Informasi
Information Technology Infrastructure

Infrastruktur TI sangat dibutuhkan untuk menjaga keberlangsungan bisnis dan operasional TI di BRI Life. Infrastruktur TI pada BRI Life menggunakan teknologi *Private* dan *Public Cloud* dengan konfigurasi Aktif-Aktif dengan *3 site* antara lain Kantor Pusat (HO), *Data Center* (DC) dan *Disaster Recovery System* (DRC) untuk menjamin Reabilitas dan Availabilitas sistem. Saat ini, BRILife juga sudah mengimplementasikan konfigurasi *microservices, docker, container* dengan kubernetes untuk menjamin skalabilitas sistem ketika ada lonjakan transaksi sehingga kapasitas tetap terjaga.

IT infrastructure is needed to maintain business continuity and IT operations at BRI Life. The IT infrastructure at BRI Life employed Private and Public Cloud technology with Active-Active configurations with 3 sites including Head Office (HO), Data Center (DC) and Disaster Recovery System (DRC) to ensure system reliability and availability. Currently, BRILife also implemented microservices, docker, and container configurations with kubernetes to ensure system scalability when there was a spike in transactions so that capacity could be maintained.

IT *Governance*
IT Governance

Sebagai Perusahaan yang memandang TI sebagai bagian penting dari keberhasilan usaha, BRI Life selalu mengembangkan dan meningkatkan tata kelola TI secara konsisten dan berkesinambungan sesuai dengan Visi dan Misi Perusahaan secara umum, serta Visi dan Misi Divisi Teknologi Informasi secara khusus. Penerapan tata kelola TI tersebut dilakukan pada tataran operasional dan fungsional yang dituangkan ke dalam program kerja serta tujuan-tujuan yang ingin dicapai untuk menunjang strategi bisnis yang telah ditetapkan oleh Perusahaan.

As a company that views IT as an important part of business success, BRI Life always develops and improves IT governance consistently and continuously in accordance with the Company's Vision and Mission in general, as well as the Vision and Mission of the Information Technology Division in particular. The implementation of IT governance was carried out at the operational and functional levels outlined in the work program and the objectives to be achieved to support the business strategy set by the Company.

Profil Direktorat Teknologi Informasi

Profile of the Directorate of Information Technology

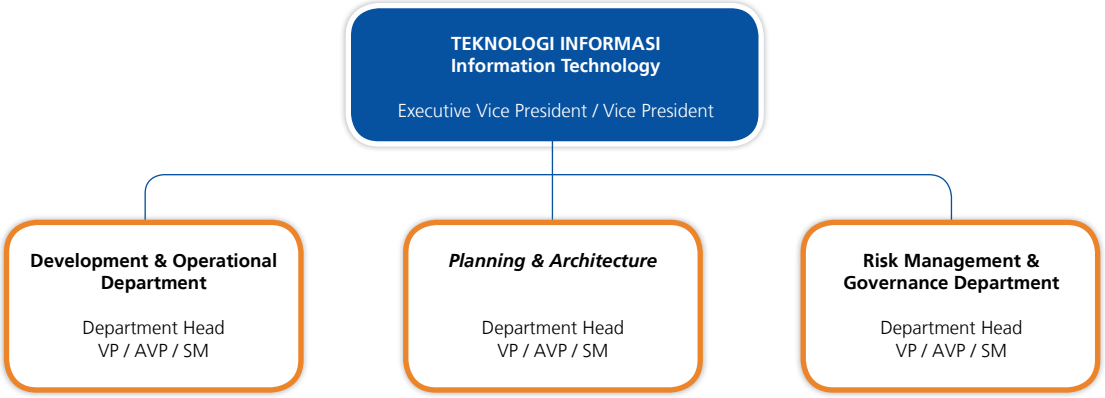

Pengelolaan Teknologi Informasi pada BRI Life berada pada 3 (tiga) Department di bawah Executive Vice President/Vice President Teknologi Informasi. Adapun 3 (tiga) Department tersebut antara lain:

1. Develpoment & Operational Department yang mengelola antara lain:
   a. *Application Development* dan *Operation*
      - *Sales Management*
      - *Costumer Relation*
      - *Claim*
      - *Micro and Digital Product*
      - *Product Distribution*
      - *Service (API Management)*
      - *Data*
      - *Corporate Function*
      - *Helpdesk*
   b. *Infrastucture*
      - *Data Center*
      - *Network*
2. Planning & Architecture Department yang mengelola antara lain:
   a. *Enterprise*
   b. *Solution*
   c. *Data*
   d. *PM/Srum*
   e. R&D
3. Risk Management & Governance Department yang mengelola antara lain:
   a. *Security*
      - *Policy*
      - *Operation*
   b. *Governance*
   c. *Audit*

Management of Information Technology at BRI Life covered 3 (three) Departments under the Executive Vice President/Vice President of Information Technology. The 3 (three) Departments included:

1. Development & Operations Department which managed:
   a. Application Development and Operation
      - Sales Management
      - Costumer Relation
      - Claim
      - Micro and Digital Product
      - Product Distribution
      - Service (API Management)
      - Data
      - Corporate Function
      - Helpdesk
   b. Infrastucture
      - Data Center
      - Network
2. Planning & Architecture Department which managed:
   a. Enterprise
   b. Solution
   c. Data
   d. PM/Srum
   e. R&D
3. Risk Management & Governance Department which managed:
   a. Security
      - Policy
      - Operation
   b. Governance
   c. Audit

Rencana dan Strategi Pengembangan Teknologi Informasi Tahun 2022

Information Technology Development Plan and Strategy in 2022

Rencana dan strategi pengembangan teknologi informasi tahun 2022 antara lain:

1. Pembuatan Sistem Penunjang Sales antara lain:
   a. Prospek Online
   a. Digiform
   b. Talenta
   c. *Pre Sales Agency*
2. Pengembangan Sistem Penunjang Operasional (*e-Policy*, Talenta, Klaim *Digital*).
3. Infrastruktur dan *Security System*.
4. Implementasi proses dan kontrol inisiatif strategis IT melalui IT Steering Committee.
5. Go Live Whatsapp Corporate.
6. *Enhancement* dan Penambahan Fitur Aplikasi AJKO.
7. Integrasi My Activity dengan *Platform* Asuransi yang Dimiliki BRI (BRI Surf).
8. *Core System* antara lain:
   a. *Enhancement* seluruh *core systems*.
   b. Integrasi dengan *Core System*.
   c. *Re-Enginnering* AJK dengan ""CLICS"" dan CAM melalui Integrasi Platform BRISURF.
9. BRIOne antara lain:
   a. BRIOne API dan BRIOne Data.
   b. BRIOne IT *Shared Service Governance & Procurement*.
10. Penerapan *Single Source Data Management*.
11. Pengembangan Kapasitas IT untuk Mendukung Pertumbuhan Usaha (*Capacity Planning*).
12. Implementasi *Data Center* (DC), *Disaster Recovery Center* (DCR), dan *Cyber Security*.
13. *Development* My Access.
14. Pengembangan sistem untuk *back office*.
    a. Si Patuh Versi 2
    b. BRILIFE HC & Portal Pekerja
    c. RBA APU PPT
    d. Register Kasus
    e. RMS
    f. *Recruitment & Training System*

The plans and strategies for developing information technology in 2022 include:

1. Making Sales Support System:
   a. Online Prospect
   b. Digiform
   c. Talent
   d. Pre-Sales Agency
2. Development of Operational Support Systems (e-Policy, Talent, Digital Claims).
3. Infrastructure and Security Systems.
4. Implementation of processes and control of IT strategic initiatives through the IT Steering Committee.
5. Go Live Whatsapp Corporate.
6. Enhancement and Addition of AJKO Application Features.
7. Integration of My Activity with BRI's Insurance Platform (BRI Surf).
8. Core Systems include:
   a. Enhancement of all core systems.
   b. Integration with Core System.
   c. Re-Enginnering AJK with ""CLICS"" and CAM through BRISURF Platform Integration.
9. BRIOne include:
   a. BRIOne API and BRIOne Data.
   b. BRIOne IT Shared Service Governance & Procurement.
10. Implementation of Single Source Data Management.
11. IT Capacity Development to Support Business Growth (Capacity Planning).
12. Implementation of Data Center (DC), Disaster Recovery Center (DCR), and Cyber Security.
13. Development My Access.
14. System development for back office.
    a. The Obedient Version 2
    b. BRILIFE HC & Worker Portal
    c. RBA AML & CFT
    d. Case Register
    e. RMS
    f. Recruitment & Training System

Tata Kelola Perusahaan

Corporate Governance

Hasil Penilaian CGPI menunjukkan kategori "Terpercaya (*Trusted*)" yang ditunjukkan dengan komitmen dan konsistensi BRILife dalam mengimplementasikan prinsip-prinsip GCG sehingga menciptakan nilai yang berkelanjutan bagi *stakeholder* dan pertumbuhan yang berkelanjutan.

The results of the CGPI Assessment showed the "Trusted" category indicated by BRILife's commitment and consistency in implementing GCG principles to create sustainable value for stakeholders and sustainable growth.

Tujuan Penetapan Tata Kelola Perusahaan

Purpose of the Application of Corporate Governance

Tujuan dari penerapan prinsip-prinsip Tata Kelola Perusahaan di lingkungan BRILife adalah:

1. Mendukung pencapaian visi dan misi.
2. Mendukung pencapaian tujuan Perusahaan melalui peningkatan kinerja yang signifikan.
3. Memaksimalkan nilai perusahaan
4. Memberikan keyakinan kepada pemegang saham dan *stakeholders* lainnya bahwa pengurusan dan pengawasan Perusahaan dijalankan secara profesional.
5. Menjamin kesehatan dan kemajuan perusahaan secara berkesinambungan.
6. Memberikan pedoman bagi Komisaris, Direksi dan Pekerja BRILife dalam melaksanakan tugasnya.
7. Mendukung pengelolaan sumber daya perusahaan secara lebih efisien dan efektif.
8. Mengoptimalkan hubungan *risk-return* yang konsisten dengan strategi bisnis.
9. Mendukung terciptanya pengambilan keputusan yang didasari pada prinsip-prinsip *good corporate governance* oleh seluruh Insan BRILife.
10. Mendukung penetapan kebijakan perusahaan yang didasari oleh prinsip-prinsip *good corporate governance.*
11. Membantu terwujudnya *good corporate citizen*.

The purpose of applying GCG principles in the BRILife is:

1. Support the achievement of vision and mission.
2. Encourage Company's goals achievement through significant performance improvements.
3. Maximize Company's value.
4. Assert shareholders and other stakeholders that the management and supervision of the Company is carried out professionally.
5. Ensure the health and progress of the Company on an ongoing basis.
6. Provide guidelines for the Board of Commissioners, Directors and BRILife employees in carrying out their duties.
7. Support a more efficient and effective management of the Company resources.
8. Optimize risk-return correlation consistent with the business strategy.
9. Ensuring that every decision made by all BRILife personnel is based on the principles of good corporate governance.
10. Affirm the establishment of Company policies based on the principles of good corporate governance.
11. Assist in the creation of good corporate citizens.

Dasar Penerapan Tata Kelola Perusahaan

Basic Application of Corporate Governance

Penerapan Tata Kelola Perusahaan pada BRILife senantiasa mengacu pada peraturan perundang-undangan yang berlaku. Dasar penerapan Tata kelola Perusahaan di BRILife adalah sebagai berikut:

1. Undang-undang Republik Indonesia No. 40 Tahun 2007 tentang Perseroan Terbatas tanggal 16 Agustus 2007.
2. Undang-Undang Nomor 40 Tahun 2014 tentang Perasuransian tanggal 17 Oktober 2014.
3. Peraturan Otoritas Jasa Keuangan No. 18/POJK.03/2014 tentang Penerapan Tata Kelola Terintegrasi Bagi Konglomerasi Keuangan tanggal 18 November 2014.
4. Surat Edaran Otoritas Jasa Keuangan No. 17/SEOJK.05/2014 tentang Laporan Penerapan Tata Kelola Perusahaan yang Baik bagi Perusahaan Asuransi, Perusahaan Asuransi Syariah, Perusahaan Reasuransi, dan Perusahaan Reasuransi Syariah tanggal 9 Desember 2014.
5. Peraturan Otoritas Jasa Keuangan No. 17/POJK. 03/2014 tentang Penerapan Manajemen Risiko Terintegrasi Bagi Konglomerasi Keuangan tanggal 18 November 2014.
6. Surat Edaran Otoritas Jasa Keuangan No. 46/SEOJK.05/2017 tentang Pengendalian *Fraud*, Penerapan Strategi Anti *Fraud*, dan Laporan Strategi Anti *Fraud* bagi Perusahaan Asuransi, Perusahaan Asuransi syariah, Perusahaan Reasuransi, Perusahaan Reasuransi Syariah, atau Unit Syariah tanggal 25 Agustus 2017.
7. Peraturan Otoritas Jasa Keuangan No. 43/POJK.05/2019 tentang Perubahan Atas Peraturan Otoritas Jasa Keuangan No. 73/POJK.05/2016 tentang Tata Kelola Perusahaan Yang Baik Bagi Perusahaan Perasuransian tanggal 27 Desember 2019.
8. Peraturan Otoritas Jasa Keuangan No. 38/POJK.05/2020 tentang Perubahan Atas Peraturan Otoritas Jasa Keuangan Nomor 69/POJK.05/2016 tentang Penyelenggaraan Usaha Perusahaan Asuransi, Perusahaan Asuransi Syariah, Perusahaan Reasuransi, dan Perusahaan Reasuransi Syariah tanggal 18 Juni 2020.

The implementation of Good Corporate Governance at BRILife always refers to the prevailing laws and regulations. The basis for implementing Good Corporate Governance at BRILife is as follows:

1. Law of the Republic of Indonesia No. 40 of 2007 concerning Limited Liability Companies in August 16, 2007.
2. Law Number 40 of 2014 concerning Insurance in October 17, 2014.
3. Financial Services Authority Regulation No. 18/POJK.03/2014 concerning Implementation of Integrated Governance for Financial Conglomerates in November 18, 2014.
4. Financial Services Authority Circular No. 17/SEOJK.05/2014 concerning Reports on the Implementation of Good Corporate Governance for Insurance Companies, Sharia Insurance Companies, Reinsurance Companies, and Sharia Reinsurance Companies in December 9, 2014.
5. Financial Services Authority Regulation No. 17/POJK. 03/2014 concerning Implementation of Integrated Risk Management for Financial Conglomerates in November 18, 2014.
6. Financial Services Authority Circular No. 46/SEOJK.05/2017 concerning Fraud Control, Implementation of Anti-Fraud Strategies, and Reports on Anti-Fraud Strategies for Insurance Companies, Sharia Insurance Companies, Reinsurance Companies, Sharia Reinsurance Companies, or Sharia Units in August 25, 2017.
7. Financial Services Authority Regulation No. 43/POJK.05/2019 concerning Amendments to Financial Services Authority Regulations No. 73/POJK.05/2016 concerning Good Corporate Governance for Insurance Companies in December 27, 2019.
8. Financial Services Authority Regulation No. 38/POJK.05/2020 concerning Amendments to Financial Services Authority Regulations No. 69/POJK.05/2016 concerning Business Conduct of Insurance Companies, Sharia Insurance Companies, Reinsurance Companies, and Sharia Reinsurance Companies in June 18, 2020.

Struktur dan Mekanisme Tata Kelola Perusahaan

Structure and Mechanism of Corporate Governance

Struktur Organ Perusahaan

Company Organs Structure

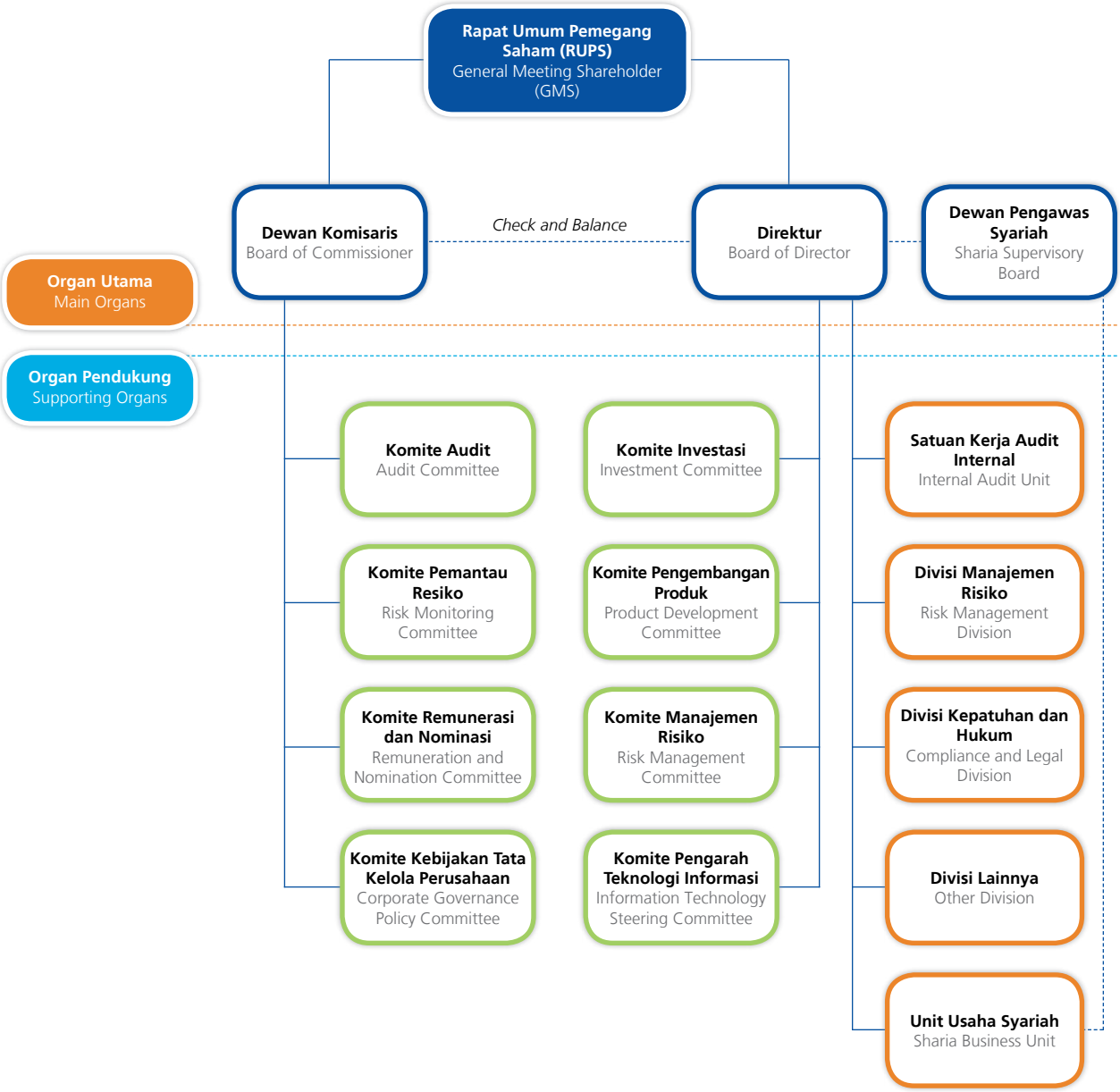

Governance Soft Structure

1. Anggaran Dasar
2. Pedoman Tata Kelola Perusahaan Yang Baik
3. *Whistleblowing System* (WBS) PT Asuransi BRI Life.

Governance Soft Structure

1. Articles of Association
2. Guidelines for Good Corporate Governance
3. Whistleblowing System (WBS) PT Asuransi BRI Life.

4. Pedoman Umum Pencegahan Benturan Kepentingan (*Conflict of Interest*)
5. Pedoman Pengendalian Anti Gratifikasi dan Anti Korupsi
6. Pedoman Pelaksanaan Penerpaan APU dan PPT
7. Pedoman Kode Etik (*Code of Conduct*)
8. Pedoman ISO 37001:2016 Sistim Manajemen Anti Penyuapan (SMAP) BRI Life
9. Kebijakan Umum Perasuransian
10. Piagam Direksi
11. Piagam Dewan Komisaris
12. Piagam Dewan Pengawas Syariah
13. Piagam Komite Audit
14. Piagam Komite Remunerasi dan Nominasi
15. Piagam Komite Pemantau Risiko
16. Piagam Komite Kebijakan Tata Kelola Perusahaan
17. Komite Pengembangan Produk Asuransi
18. Komite Pengarah Teknologi Informasi
19. Komite Manajemen Risiko
20. Piagam Kepatuhan
21. Penanggung Jawab Fungsi Kepatuhan Anti Penyuapan
22. Komitmen Kode Etik (*Code of Conduct*) dan Pakta Integritas

4. General Guidelines for Conflict of Interest Prevention
5. Guidelines for Anti-Gratituity and Anti-Corruption Control
6. Guidelines for the Implementation of AML & CFT
7. Code of Conduct (Code of Conduct)
8. Guidelines for ISO 37001:2016 Anti-Bribery Management System (SMAP) BRI Life
9. General Insurance Policy
10. Board of Directors Charter
11. Board of Commissioners Charter
12. Sharia Supervisory Board Charter
13. Audit Committee Charter
14. Remuneration and Nomination Committee Charter
15. Risk Monitoring Committee Charter
16. Corporate Governance Policy Committee Charter
17. Insurance Product Development Committee
18. Information Technology Steering Committee
19. Risk Management Committee
20. Compliance Charter
21. Person in Charge of Anti-Bribery Compliance Function
22. Commitment to Code of Conduct and Integrity Pact

Mekanisme Tata Kelola Perusahaan

Rapat Umum Pemegang Saham

Rapat Umum Pemegang Saham (RUPS) merupakan organ tertinggi dalam Struktur Tata Kelola BRILife. RUPS memiliki wewenang yang tidak dimiliki oleh Dewan Komisaris maupun Direksi dalam batas yang ditentukan dalam Perundang-undangan dan Anggaran Dasar Perusahaan. RUPS merupakan forum para Pemegang Saham Perseroan melaksanakan haknya untuk mengambil keputusan atas aksi korporasi dan arahan untuk Perseroan, berdasarkan kepentingan Perseroan dan dilaksanakan dengan prinsip transparan dan kewajaran.

Pelaksanaan RUPS di BRILife mengacu pada:
1. Undang-Undang Perseroan Terbatas No. 40 Tahun 2007 tentang Perseroan Terbatas.
2. Peraturan Otoritas Jasa Keuangan (OJK) No. 32/POJK.04/2014 tanggal 8 Desember 2014 tentang Rencana dan Penyelenggaraan Rapat Umum Pemegang Saham Perusahaan Terbuka dan Peraturan OJK No. 10/POJK.04/2017 tanggal 14 Maret 2017 tentang Perubahan atas Peraturan OJK No. 32/ POJK.04/2014.
3. Anggaran Dasar Perusahaan.

Corporate Governance Mechanism

General Meeting of Shareholders

The General Meeting of Shareholders (GMS) is the highest organ in the BRILife Governance Structure. The GMS has the authorities not granted to the Board of Commissioners and Directors within the limits as specified in Governing Laws and Company's Articles of Association. The GMS is the forum the Company's Shareholders exercise their rights to make decisions on the major actions and direction of the Company, based on Company interests and is executed under transparent and fairness principles.

The implementation of the GMS at BRILife refers to:
1. Limited Liability Company Law No. 40 of 2007 concerning Limited Liability Companies;
2. Financial Services Authority (OJK) Regulation No.32/ POJK.04/2014 dated December 8, 2014 concerning Plans and Organizing of a Public Meeting of Shareholders of a Public Company and OJK Regulation No.10/POJK.04/2017 dated March 14, 2017 concerning Amendments to OJK Regulation No.32/ POJK.04/2014.
3. Company's Articles of Association

Hak dan Wewenang Pemegang Saham

Hak dan Wewenang Pemegang Saham sebagaimana diatur dalam Anggaran Dasar yaitu:

- Hak
  Memperoleh keterangan yang berkaitan dengan Perseroan dari Direksi dan/Dewan Komisaris, sepanjang berhubungan dengan mata acara rapat dan tidak bertentangan dengan kepentingan Perseroan.
- Wewenang
  RUPS mempunyai wewenang yang tidak diberikan kepada Direksi atau Dewan Komisaris dalam batas yang ditentukan dalam Undang-undang dan/atau Anggaran Dasar.

Shareholders Rights and Authority

Shareholders Rights and Authorities as stipulated in the Articles of Association are as follows::

- Rights
  GMS has the right to obtain information relating to the Company from Directors and/the Board of Commissioners, as long as it is related to the agenda of the meeting and does not conflict with the interests of the Company.
- Authority
  The GMS has the authority not granted to Directors or Commissioners within the limits specified in the governing Law and/or the Articles of Association.

Direksi

Direksi adalah organ Perusahaan yang berwenang dan bertanggung jawab penuh atas pengurusan Perusahaan untuk kepentingan Perusahaan, sesuai dengan maksud dan tujuan Perusahaan serta mewakili Perusahaan, baik di dalam maupun di luar pengadilan sesuai dengan ketentuan Anggaran Dasar.

Board of Directors

Directors is the organ of the Company that is authorized and is fully responsible for the management of the and for the interests of the Company, following the aims and objectives of the Company and representing the Company, both inside and outside court under the provisions of the Articles of Association.

Tugas dan Tanggung Jawab Direksi

DIreksi bertugas menjalankan segala tindakan yang berkaitan dan bertanggung jawab atas pengurusan Perusahaan sesuai dengan maksud dan tujuan Perusahaan serta mewakili Perusahaan baik di dalam maupun di luar pengadilan tentang segala hal dan segala kejadian dengan pembatasan-pembatasan sebagaimana diatur dalam Peraturan Perundang-Undangan, Anggaran Dasar dan/atau keputusan RUPS.

Duties and Responsibilities of the Board of Directors

The Board of Directors was tasked with carrying out all actions related to and responsible for the management of the Company in accordance with the purposes and objectives of the Company and representing the Company both inside and outside the court regarding all matters and all events with restrictions as stipulated in the Laws and Regulations, Articles of Association and / or the decision of the GMS.

Wewenang Direksi

Anggota Direksi memiliki wewenang sebagai berikut:

1. Menetapkan kebijakan kepengurusan Perusahaan.
2. Mengatur penyerahan kekuasaan Direksi untuk mewakili Perusahaan di dalam dan di luar Pengadilan kepada seorang atau beberapa orang yang khusus ditunnjuk untuk itu, termasuk pekerja Perusahaan, baik sendiri-sendiri maupun bersama-sama atau kepada orang dan/atau badan lain.
3. Mengatur ketentuan-ketentuan tentang pekerja Perusahaan, termasuk penetapan gaji, pensiun atau jaminan hari tua dan penghasilan lain bagi pekerja Perusahaan berdasarkan peraturan perundang-undangan yang berlaku, dengan ketentuan penetapan gaji, pensiun atau jaminan hari tuas dan penghasilan lain bagi pekerja yang melampaui kewajiban yang ditetapkan dalam peraturan perundang-undangan, harus mendapat persetujuan terlabih dahulu dari RUPS.
4. Mengangkat dan memberhentikan pekerja Perusahaan berdasarkan peraturan ketenagakerjaan dan peraturan perundang-undangan yang berlaku.
5. Menghapusbukukan aset Perusahaan yang selanjutnya dilaporkan kepada Dewan Komisaris.

Authority of the Board of Directors

Members of the Board of Directors had the following powers:

1. Determining the management policy of the Company.
2. Regulating the delegation of powers of the Board of Directors to represent the Company inside and outside the Court to one or several persons specifically appointed for that purpose, including Company employees, either individually or jointly or to other persons and/or entities.
3. Regulating the provisions regarding the Company's employees, including the determination of salary, pension or old-age benefits and other income for the Company's employees based on the prevailing laws and regulations, with the provision that the determination of salary, pension or retirement benefits and other income for employees that exceeds the obligations imposed by the Company stipulated in the laws and regulations, and it must obtain prior approval from the GMS.
4. Appointing and dismissing the Company's employees based on labor regulations and applicable laws and regulations.
5. Writing off the Company's assets which were then reported to the Board of Commissioners.

6. Mengangkat dan memberhentikan Sekretaris Perusahaan dan Kepala Satuan Kerja Audit Intern dengan persetujuan Dewan Komisaris.
7. Melakukan segala tindakan dan perbuatan lainnya mengenai pengurusan maupun pemilikan kekayaan Perusahaan, mengikat Perusahaan dengan pihak lain dan/atau pihak lain dengan Perusahaan, serta mewakili Perusahaan di dalam dan di luar pengadilan tentang segala hal dan segala kejadian, dengan pembatasan-pembatasan sebagaimana diatur dalam Peraturan Perundangan-undangan, Anggaran Dasar dan/atau Keputusan RUPS.

6. Appointing and dismissing the Corporate Secretary and Head of the Internal Audit Unit with the approval of the Board of Commissioners.
7. Taking all other actions regarding the management and ownership of the Company's assets, bind the Company with other parties and/or other parties with the Company, and represent the Company inside and outside the court regarding all matters and all events, with the restrictions as stipulated in the Regulations, Articles of Association and/or GMS Resolutions.

Pembidangan Tugas Direksi

Adapun pembidangan tugas Direksi adalah sebagai berikut.

Board of Directors' Duties

The duties of the Board of Directors are as follows.

Tabel Pembidangan Tugas Direksi
Table of Duties of the Board of Directors

Nama Name	Jabatan Position	Bidang Tugas Task field
Iwan Pasila	Direktur Utama President director	Membawahi Satuan Kerja Audit Intern, Perencanaan Strategis dan Sekretariat Perusahaan Supervising the Internal Audit Unit, Strategic Planning and Corporate Secretariat
Khairi Setiawan*	Direktur Keuangan Director of Finance	Membawahi Divisi: Investasi, Manajemen Keuangan & Akuntansi, Manajemen Aset Pengadaan, Aktuaris Perusahaan dan MIS & Reporting In charge of the Divisions: Investment, Financial Management & Accounting, Asset Management Procurement, Corporate Actuaries and MIS & Reporting
Anik Hidayati*	Direktur Pemasaran Director of Marketing	Membawahi Divisi: Kanal Corporate, Kanal Distribusi, Kanal Agency, Kanal In-branchm Kanal Alternate, Pengembangan Bisnis Syariah dan Head of Banca Oversees the Divisions: Corporate Channels, Distribution Channels, Agency Channels, In-branch Channels Alternate Channels, Sharia Business Development and Head of Banca
Dani Cahya Rukmana**	Direktur Kepatuhan & Legal Director of Compliance & Legal	Membawahi Divisi: Center of Excellence, Human Capital, Kepatuhan dan Hukum serta Manajemen Risiko Oversees Divisions: Center of Excellence, Human Capital, Compliance and Legal and Risk Management
Yosie Wiliam Iroth***	Direktur Operasional Director of Operations	Membawahi Divisi: Undewriting, Policy Owner Service, Claims, Teknologi Informasi, Product Development dan Dukungan Syariah Overseeing Divisions: Undewriting, Policy Owner Service, Claims, Information Technology, Product Development and Sharia Support
Sutadi****	Direktur Pemasaran Director of Marketing	Membawahi Divisi: Kanal Corporate, Kanal Distribusi, Kanal Agency, Kanal In-branchm Kanal Alternate, Pengembangan Bisnis Syariah dan Head of Banca Oversees the Divisions: Corporate Channels, Distribution Channels, Agency Channels, In-branch Channels Alternate Channels, Sharia Business Development and Head of Banca
Lim Chet Ming****	Direktur Keuangan Director of Finance	Membawahi Divisi: Investasi, Manajemen Keuangan & Akuntansi, Manajemen Aset Pengadaan, Aktuaris Perusahaan dan MIS & Reporting In charge of the Divisions: Investment, Financial Management & Accounting, Asset Management Procurement, Corporate Actuaries and MIS & Reporting

* Berhenti menjabat sejak tanggal 20 September 2021
** Pengalihan jabatan sebagai Direktur Kepatuhan & Legal sejak tanggal 15 April 2021
*** Mulai menjabat sejak tanggal 15 April 2021
**** Mulai menjabat sejak tanggal 20 September 2021

* Finished serving since September 20, 2021
** Transfer of position as Compliance & Legal Director since April 15, 2021
*** Started the Service since April 15, 2021
**** Started the service on September 20, 2021

Masa Jabatan Direksi

Para anggota Direksi diangkat untuk jangka waktu terhitung sejak tanggal RUPS yang mengangkatnya dan berakhir pada penutupan

Term of Office of Directors

The members of the Board of Directors are appointed for a period starting from the date of the GMS that appointed them and ending

RUPS Tahunan yang ke 3 (tiga) setelah tanggal pengangkatannya dengan memperhatikan ketentuan yang berlaku di bidang Perasuransian, tunduk kepada hak pengangkatan kembali (dengan ketentuan bahwa pengangkatan kembali atas Direktur yang dinominasikan oleh BRI harus sesuai dengan batasan yang berlaku berdasarkan kebijakan grup BRI dari waktu ke waktu) namun dengan tidak mengurangi hak dari RUPS untuk sewaktu-waktu memberhentikan para anggota Direksi sebelum masa jabatannya berakhir dengan menyebutkan alasannya.

Kriteria Direksi

Anggota Direksi wajib memenuhi kriteria sebagai berikut:
1. Telah mendapat persetujuan dari Otoritas Jasa Keuangan.
2. Berdomisili di Indonesia.
3. Mampu bertindak dengan itikad baik, jujur dan profesional.
4. Mampun bertindak untuk kepentingan Perusahaan dan pemegang polis, tertanggung, peserta dan/atau pihak yang berhak memperoleh manfaat.
5. Mendahulukan kepentingan Perusahaan, pemegang polis, tertanggung, peserta dan/atau pihak yang berhak memperoleh manfaat dari pada kepentingan pribadi.
6. Mampu mengambil keputusan berdasarkan penilaian independen dan obyektif untuk kepentingan Perusahaan, pemegang polis, tertanggung, peserta dan/atau pihak yang berhak memperoleh manfaat.
7. Mampu menghindarkan penyalahgunaan kewenangannya untuk mendapatkan keuntungan pribadi yang tidak semestinya atau menyebabkan kerugian bagi Perusahaan.
8. Pengangkatan dan pmberhentian dilakukan oleh RUPS dan harus dinyatakan secara jelas dalam Akta Notaris yang memuat keputusan RUPS mengenai pengangkatan dan pemberhentian tersebut.
9. Memenuhi persyaratan pada saat diangkat dan selama menjabat, antara lain:
   a. Mempunyai akhlak, moral, dan integritas yang baik.
   b. Cakap melakukan perbuatan hukum.
   c. Dalam 5 (lima) tahun sebelum pengangkatan dan selama menjabat, memenuhi ketentuan berikut:
      - Tidak pernah dinyatakan pailit.
      - Tidak pernah menjadi anggota Direksi dan/atau anggota Dewan Komisaris yang dinyatakan bersalah menyebabkan suatu perusahaan dinyatakan pailit.
      - Tidak pernah dihukum karena melakukan tindak pidana yang merugikan keuangan Negara dan/atau yang berkaitan dengan sektor keuangan.
      - Tidak pernah menjadi anggota Direksi dan/atau anggota Dewan Komisaris yang selama menjabat:
        a) Pernah tidak menyelenggarakan RUPS Tahunan.
        b) Pertanggungjawabannya sebagai anggota Direksi dan/atau anggota Dewan Komisaris pernah tidak diterima oleh RUPS atau pernah tidak memberikan pertanggungjawaban sebagai anggota Direksi dan/atau anggota Dewan Komisaris kepada RUPS.

at the close of the 3rd (third) Annual GMS after the date of their appointment with due observance of the applicable provisions in the Insurance sector, subject to the right of reappointment (provided that the reappointment of the Director who nominated by BRI must comply with applicable restrictions based on BRI group policy from time to time) but without prejudice to the right of the GMS to dismiss members of the Board of Directors at any time before their term of office ends by stating the reasons.

Board of Directors Criteria

Members of the Board of Directors must meet the following criteria:
1. Pass the fit and proper test by the Financial Services Authority.
2. Based in Indonesia.
3. Able to act in good faith, honest and professional.
4. Able to act on behalf of the Company, the policyholder, the insured, the participants, and or parties entitled to benefit.
5. Prioritizing the interests of the Company, policyholders, insured, participants and/or parties entitled to benefit from personal interests.
6. Able to make decisions based on independent and objective assessments for the benefit of the Company, policyholders, insured, participants and/or parties entitled to benefits.
7. Able to avoid abuse of authority to obtain undue personal gains or cause harm to the Company.
8. The appointment and dismissal were carried out by the GMS and had to be clearly stated in the Notary Deed containing the GMS decision regarding the appointment and dismissal.
9. Fulfill the requirements at the time of appointment and while serving, including:
   a. Have good character, morals, and integrity.
   b. Capable of doing legal actions.
   c. Within 5 (five) years prior to appointment and while serving, fulfill the following conditions:
   - Never declared bankrupt.
   - Never been a member of the Board of Directors and/or a member of the Board of Commissioners who was found guilty of causing a company to be declared bankrupt.
   - Never been punished for committing a crime that was detrimental to the State's finances and/or related to the financial sector.
   - Never been a member of the Board of Directors and/or a member of the Board of Commissioners who during the tenure:
     a) Never held an Annual GMS.
     b) The responsibilities as members of the Board of Directors and/or members of the Board of Commissioners had never been accepted by the GMS or had not provided accountability as members of the Board of Directors and/or members of the Board of Commissioners to the GMS.

c) Pernah menyebabkan perusahaan yang memperoleh izin, persetujuan, atau pendaftaran dari OJK tidak memenuhi kewajiban menyampaikan Laporan Tahunan dan/atau Laporan Keuangan kepada OJK.

- Memiliki komitmen untuk mematuhi Peraturan Perundang-undangan.
- Memiliki pengetahuan dan/atau keahlian di bidang yang dibutuhkan Perusahaan.
- Memenuhi persyaratan-persyaratan lainnya sebagaimana ditentukan peraturan perundang-undangan yang berlaku.

c) Had caused a company that obtained a permit, approval, or registration from the FSA to fail to fulfill the obligation to submit an Annual Report and/or Financial Report to the FSA.

- Had a commitment to comply with the laws and regulations.
- Had knowledge and/or expertise in the field required by the Company.
- Fulfill other requirements as determined by the applicable laws and regulations.

Pedoman dan Tata Tertib Kerja (Piagam) Direksi

Dalam menerapkan prinsip Tata Kelola Perusahaan yang Baik dibutuhkan kejelasan fungsi dan pelaksanaan pertanggungjawaban Direksi sehingga kinerja Perusahaan dapat berjalan secara transparan, wajar, efektif dan efisien. Dalam menjalnkan tugasnya, Direksi mengacu pada Pedoman dan Tata Tertib Kerja (Piagam) Direksi yang disahkan berdasarkan Surat Keputusan Direksi Nokep: S.170-DIR/KEP/VIII/2020 tanggal 18 Agustus 2020. Adaun isi dari Pedoman dan Tata Tertib Kerja (Piagam) Direksi, meliputi:

1. Keanggotaan Direksi
2. Wewenang dan Tanggung Jawab Direksi
3. Tata Tertib Kerja Direksi
4. Rapat Direksi
5. Pelaporan Direksi
6. Pembagian Tugas Perangkat Pendukun Direksi

Board of Directors' Guidelines and Conditions (Charter)

In applying the principles of Good Corporate Governance, it is necessary to clarify the functions and implementation of the responsibilities of the Board of Directors so that the Company's performance can run in a transparent, fair, effective and efficient manner. In carrying out their duties, the Board of Directors refers to the Guidelines and Work Orders (Charter) of the Board of Directors which was ratified based on the Decree of the Board of Directors Nokep: S.170-DIR/KEP/VIII/2020 dated August 18, 2020. The contents of the Guidelines and Work Orders (Charter) Directors, including:

1. Membership of the Board of Directors
2. Authorities and Responsibilities of the Board of Directors
3. Board of Directors' Code of Conduct
4. Board of Directors Meeting
5. Directors Report
6. Division of Duties of Supporting Board of Directors

Kebijakan Rangkap Jabatan Direksi

Anggota Direksi dilarang untuk merangkap jabatan pada perusahaan lain kecuali sebagai anggota Dewan Komisaris pada 1 (satu) Perusahaan lain yang memiliki bidang usaha yang berbeda.

Policy of Dual Positions of Board of Directors

Members of the Board of Directors were prohibited from holding concurrent positions in other companies except as members of the Board of Commissioners in 1 (one) other company that had a different line of business.

Tabel Rangkap Jabatan Direksi
Table Concurrent Position of Board of Directors

Nama Name	Jabatan Position	Jabatan pada Perusahaan/ Instansi Lain Positions in other Companies/ Agencies	Nama Perusahaan/ Instansi Lain Name of Company/Other Agencies
Iwan Pasila	Direktur Utama President Director	-	-
Khairi Setiawan*	Direktur Keuangan Director of Finance	-	-
Anik Hidayati*	Direktur Pemasaran Director of Marketing	-	-
Dani Cahya Rukmana**	Direktur Kepatuhan & Legal Director of Compliance & Legal	-	-
Yosie Wiliam Iroth***	Direktur Operasional Director of Operations	-	-

Nama Name	Jabatan Position	Jabatan pada Perusahaan/ Instansi Lain Positions in other Companies/ Agencies	Nama Perusahaan/ Instansi Lain Name of Company/Other Agencies
Sutadi****	Direktur Pemasaran Director of Marketing	-	-
Lim Chet Ming****	Direktur Keuangan Director of Finance	-	-

* Berhenti menjabat sejak tanggal 20 September 2021
** Pengalihan jabatan sebagai Direktur Kepatuhan & Legal sejak tanggal 15 April 2021
*** Mulai menjabat sejak tanggal 15 April 2021
**** Mulai menjabat sejak tanggal 20 September 2021

* Finished serving since September 20, 2021
** Transfer of position as Compliance & Legal Director since April 15, 2021
*** Started the Service since April 15, 2021
**** Started the service on September 20, 2021

Pengelolaan Benturan Kepentingan Direksi

Anggota Direksi dilarang untuk:

1. Menawarkan atau memberikan sesuatu, baik langsung maupun tidak langsung kepada pihak lain, untuk mempengaruhi pengambilan keputusan yang terkait dengan transaksi asuransi, dengan melanggar ketentuan perundang-undangan yang berlaku.
2. Menerima sesuatu untuk kepentingan pribadinya dengan melanggar ketentuan perundang-undangan yang berlaku, baik langsung maupun tidak langsung, dari siapapun, yang dapat mempengaruhi pengambilan keputusan yang terkait dengan transaksi asuransi.
3. Melakukan transaksi yang mempunyai benturan kepentingan dengan kegiatan Perusahaan.
4. Memanfaatkan jabatannya pada Perusahaan untuk kepentingan pribadi, keluarga, dan/atau pihak lain yang merugikan atau mengurangi keuntungan perusahaan.
5. Mengambil dan/atau menerima keuntungan pribadi dari Perusahaan selain remunerasi dan fasilitas yang ditetapkan berdasarkan keputusan RUPS.
6. Memenuhi permintaan Pemegang Saham yang terkait dengan kegiat.an operasional Perusahaan Perasuransian tempat anggota Direksi dimaksud menjabat selain yang telah ditetapkan dalam RUPS.
7. Saling memiliki hubungan keluarga sampai dengan derajat kedua dengan sesama anggota Direksi dan/atau dengan anggota Dewan Komisaris.
8. Memberikan kuasa umum kepada pihak lain yang mengakibatkan pengalihan tugas dan fungsi Direksi.
9. Anggota Direksi dilarang mewakili Perusahaan apabila:
   a. Terjadi Perkara di Pengadilan antara Perusahaan dengan anggota Direksi yang bersangkutan; atau
   b. Anggota Direksi yang bersangkutan mempunyai benturan kepentingan dengan Perusahaan.

Conflict of Interest Management of the Board of Directors

Members of the Board of Directors were prohibited from:

1. Offering or giving something, either directly or indirectly to other parties, to influence decision making related to insurance transactions, in violation of the provisions of the applicable laws and regulations.
2. Receiving something for the personal interest in violation of the applicable laws and regulations, either directly or indirectly, from anyone, which can influence decision making related to insurance transactions.
3. Conducting transactions that had a conflict of interest with the Company's activities.
4. Taking advantage of his/her position in the Company for personal, family, and/or other party interests that harm or reduce the company's profits.
5. Taking and/or receiving personal benefits from the Company other than the remuneration and facilities determined based on the GMS decision.
6. Fulfilling the request of the Shareholders related to the operational activities of the Insurance Company where the said member of the Board of Directors serves other than those stipulated in the GMS.
7. Having family relationships up to the second degree with fellow members of the Board of Directors and/or with members of the Board of Commissioners.
8. Granting general power of attorney to other parties resulting in the transfer of duties and functions of the Board of Directors.
9. Members of the Board of Directors were prohibited from representing the Company if:
   a. Cases occured in court between the Company and the relevant member of the Board of Directors; or
   b. The member of the Board of Directors concerned had a conflict of interest with the Company.

Rapat Direksi

Kebijakan Rapat

Pengaturan rapat dan pengambilan keputusan rapat Direksi diatur sebagai berikut:

1. Direksi diwajibkan menyelenggarakan rapat Direksi secara berkala paling sedikit 1 (satu) kali dalam 1 (satu) bulan sesuai dengan tata tertib rapat Direksi yang ditetapkan.

2. Direksi wajib mengadakan rapat Direksi bersama Dewan Komisaris secara berkala paling sedikit 4 (empat) kali rapat dalam periode 1 (satu) tahun.
3. Selain rapat Direksi dijadwalkan tersebut, rapat Direksi dapat dilakukan setiap waktu apabila:
   a. Dipandang perlu oleh seorang atau lebih anggota Direksi.

   b. Atas permintaan tertulis dari seorang atau lebih anggota Dewan Komisaris.
   c. Atas permintaan tertulis dari 1 (satu) orang atau lebih pemegang saham yang bersama-sama mewakili 10% (sepuluh persen) atau lebih dari seluruh saham dengan hak suara.
4. Rapat Direksi dianggap sah apabila diadakan di tempat kedudukan Perusahaan atau tempat kegiatan usahanya yang utama di dalam wilayah Republik Indonesia.

5. Rapat Direksi yang diselenggarakan di tempat lain selain tersebut pada angka (4) hanya dianggap sah dan dapat mengambil keputusan apabila dilaksanakan di dalam wilayah Republik Indonesia dan dihadiri oleh seluruh anggota Direksi.

Frekuensi dan Kehadiran Rapat

Selama tahun 2021, Direksi telah melaksanakan rapat Direksi sebanyak 50 (lima puluh) kali dan rapat gabungan Direksi dengan Dewan Komisaris sebanyak 12 (dua belas) kali. Adapun frekuensi kehadiran masing-masing anggota Direksi adalah sebagai berikut.

Board of Directors Meeting

Meeting Policy

Meeting arrangements and decision-making of the Board of Directors meeting were regulated as follows:

1. The Board of Directors was required to hold regular Board of Directors meetings at least 1 (one) time in 1 (one) month in accordance with the established Board of Directors meeting rules.
2. The Board of Directors was required to hold regular meetings of the Board of Directors with the Board of Commissioners at least 4 (four) meetings in a period of 1 (one) year.
3. In addition to the scheduled Board of Directors meeting, the Board of Directors meeting may be held at any time if:
   a. It was deemed necessary by one or more members of the Board of Directors.
   b. At the written request of one or more members of the Board of Commissioners.
   c. At the written request of 1 (one) or more shareholders who together represented 10% (ten percent) or more of the total shares with voting rights.

4. A meeting of the Board of Directors was considered valid if it was held at the domicile of the Company or the place of its main business activities within the territory of the Republic of Indonesia.
5. Meetings of the Board of Directors held at a place other than those referred to in number (4) were only considered valid and could make decisions if they were held within the territory of the Republic of Indonesia and were attended by all members of the Board of Directors.

Board of Directors Meeting Agenda, Date and Participants

Throughout 2021, the agenda, dates and participants of the Board of Directors Meeting are as follows.

Tabel Frekuensi dan Kehadiran Rapat Direksi
Board of Directors Meeting Frequency and Attendance table

Nama Name	Jabatan Position	Rapat Direksi Board of Directors Meeting			Rapat Gabungan Direksi dengan Dewan Komisaris Joint Meeting of the Board of Directors and the Board of Commissioners		
		Jumlah dan Persentase Kehadiran Attendance Number and Percentage			Jumlah dan Persentase Kehadiran Attendance Number and Percentage		
		Jumlah Rapat Number of Meetings	Jumlah Kehadiran Number of Attendance	Persentase Percentage	Jumlah Rapat Number of Meetings	Jumlah Kehadiran Number of Attendance	Persentase Percentage
Iwan Pasila	Direktur Utama President Director	50	50	100%	12	12	100%
Khairi Setiawan*	Direktur Keuangan Director of Finance	36	36	100%	9	9	100%

Nama Name	Jabatan Position	Rapat Direksi Board of Directors Meeting			Rapat Gabungan Direksi dengan Dewan Komisaris Joint Meeting of the Board of Directors and the Board of Commissioners		
		Jumlah dan Persentase Kehadiran Attendance Number and Percentage			Jumlah dan Persentase Kehadiran Attendance Number and Percentage		
		Jumlah Rapat Number of Meetings	Jumlah Kehadiran Number of Attendance	Persentase Percentage	Jumlah Rapat Number of Meetings	Jumlah Kehadiran Number of Attendance	Persentase Percentage
Anik Hidayati*	Direktur Pemasaran Director of Marketing	36	36	100%	7	9	78%
Dani Cahya Rukmana**	Direktur Kepatuhan & Legal Director of Compliance & Legal	50	50	100%	12	12	100%
Yosie Wiliam Iroth***	Direktur Operasional Director of Operations	36	36	100%	6	6	100%
Sutadi****	Direktur Pemasaran Director of Marketing	14	14	100%	2	3	67%
Lim Chet Ming****	Direktur Keuangan Director of Finance	14	14	100%	3	3	100%

* Berhenti menjabat sejak tanggal 20 September 2021
** Pengalihan jabatan sebagai Direktur Kepatuhan & Legal sejak tanggal 15 April 2021
*** Mulai menjabat sejak tanggal 15 April 2021
**** Mulai menjabat sejak tanggal 20 September 2021

* Finished serving since September 20, 2021
** Transfer of position as Compliance & Legal Director since April 15, 2021
*** Started the Service since April 15, 2021
**** Started the service on September 20, 2021

Program Orientasi Bagi Direksi Baru Tahun 2021

Perusahaan memiliki program orientasi bagi Direksi Baru, yakni Program Pengenalan, Penanggung Jawab Program Pengendalian adalah Sekretaris Perusahaan.

Materi Program Pengenalan mencakup:
1. Anggaran Dasar BRILife
2. Peraturan Perundang-undangan terkati bisnis BRILife
3. Laporan Tahunan BRILife
4. Rencana Jangka Panjang
5. Rencana Kerja dan Anggaran Tahunan
6. Program Kerja
7. *Key Performance Indicator*

Realisasi program orientasi bagi Direksi Baru di tahun 2021 dilaksanakan pada rapat-rapat pimpinan.

Orientation Program for New Directors in 2021

The Company had an orientation program for the New Directors, namely the Introduction Program, the Person in Charge of the Control Program was the Corporate Secretary.

Introductory Program materials included:
1. BRILife's Articles of Association
2. Legislation related to BRILife business
3. BRILife Annual Report
4. Long Term Plan
5. Annual Work Plan and Budget
6. Work Program
7. Key Performance Indicators

The realization of the orientation program for the New Directors in 2021 was carried out at leadership meetings.

Penilaian Kinerja Komite di Bawah Direksi dan Dasar Penilaiannya

Dalam menjalankan tugasnya Direksi dibantu oleh Komite-komite di bawah Direksi. Adapun Komite-komite di bawah Direksi yaitu:

1. Komite Investasi
2. Komite Pengembangan Produk Asuransi
3. Komite Manajemen Risiko
4. Komite Pengarah Teknologi Informasi

Performance Assessment of Committees Under the Board of Directors and Basis for Assessment

In carrying out its duties, the Board of Directors was assisted by committees under the Board of Directors. The committees under the Board of Directors included:
1. Investment Committee
2. Insurance Product Development Committee
3. Risk Management Committee
4. Information Technology Steering Committee

Prosedur penilaian kinerja Komite di bawah Direksi dilakukan oleh Direksi melalui rapat secara berkala dengan menilai berdasarkan pelaksanaan tugas masing-masing Komite di bawah Direksi. Selama tahun 2021, Direksi menilai bahwa Komite di bawah Direksi telah menjalankan tugas dan tanggung jawabnya dengan baik.

The procedure for evaluating the performance of the Committees under the Board of Directors was carried out by the Board of Directors through regular meetings by assessing the performance of the duties of each Committee under the Board of Directors. During 2021, the Board of Directors considered that the Committees under the Board of Directors carried out their duties and responsibilities well.

Dewan Komisaris

Dewan Komisaris adalah organ perusahaan yang bertugas untuk melakukan pengawasan secara umum dan atau khusus sesuai dengan Anggaran Dasar, memberikan nasihat kepada Direksi serta memastikan bahwa Perusahaan melaksanakan prinsip-prinsip GCG. Dewan Komisaris bertanggung jawab kepada Pemegang Saham dalam hal mengawasi kebijakan Direksi terhadap operasional Perusahaan secara umum, yang mengacu kepada rencana bisnis yang telah disetujui Dewan Komisaris dan Pemegang Saham, serta memastikan kepatuhan terhadap seluruh peraturan dan perundang-undangan yang berlaku.

Board of Commissioners

The Board of Commissioners is a corporate organ whose duty is to carry out general and/or specific supervision per the Articles of Association, provide advice to the Directors and ensure that the Company implements GCG principles. The Board of Commissioners is responsible to Shareholders in terms of overseeing Directors' policies regarding the Company's overall operations, referring to the business plan approved by the Board of Commissioners and Shareholders, and ensuring compliance with all applicable laws and regulations.

Tugas dan Kewajiban Dewan Komisaris

Dewan Komisaris bertugas melakukan pengawasan terhadap kebijakan pengurusan, jalannya pengurusan pada umumnya baik mengenai Perseroan maupun usaha Perseroan yang dilakukan oleh Direksi serta memberikan nasihat kepada Direksi termasuk pengawasan terhadap pelaksanaan Rencana Jangka Panjang Perseroan, Rencana Kerja dan Anggaran Perseroan serta ketentuan Anggaran Dasar dan Keputusan RUPS, serta Peraturan Perundang-Undangan yang berlaku, untuk kepentingan Perseroan dan sesuai dengan maksud dan tujuan Perseroan.

The Duties and Responsibilities of the Board of Commissioners

The duties of the Board of Commissioners based on the BRILife Board of Commissioners Charter are to supervise the management policies, the general management of the Company and the Company's business carried out by Directors and provide advice to Directors, including supervision of the implementation of the Company's Long Term Plan, Work Plan and Budget The Company, as well as the provisions of the Articles of Association and GMS Decisions, as well as the prevailing laws and regulations, for the benefit of the Company and in accordance with the aims and objectives of the Company.

Tanggung Jawab

Dalam melaksanakan tugasnya tersebut setiap anggota Dewan Komisaris harus:

1. Mematuhi Anggaran Dasar dan Peraturan Perundang-Undangan serta prinsip-prinsip profesionalisme, efisiensi, transparansi, kemandirian, akuntabilitas, pertanggungjawaban, serta kewajaran.
2. Beritikad baik, penuh kehati-hatian dan bertanggung-jawab dalam menjalankan tugas pengawasan dan pemberian nasihat kepada Direksi untuk kepentingan Perseroan dan sesuai dengan maksud dan tujuan Perseroan.
3. Dalam kondisi tertentu, Dewan Komisaris wajib menyelenggarakan RUPS Tahunan dan RUPS lainnya sesuai dengan kewenangannya sebagaimana diatur dalam Peraturan Perundang-Undangan dan Anggaran Dasar
4. Setiap anggota Dewan Komisaris bertanggung jawab secara tanggung renteng atas kerugian Perseroan yang disebabkan oleh kesalahan atau kelalaian anggota Dewan Komisaris dalam menjalankan tugasnya.

Anggota Dewan Komisaris tidak dapat dipertanggungjawabkan atas Perseroan sebagaimana dimaksud, apabila dapat membuktikan:

Responsibility

In carrying out their duties, each member of the Board of Commissioners must:

1. Comply with the Articles of Association and Laws and Regulations as well as the principles of professionalism, efficiency, transparency, independence, accountability, responsibility, and fairness.
2. Have good intentions, full of prudence and responsibility in carrying out supervisory duties and providing advice to the Board of Directors for the benefit of the Company and in accordance with the aims and objectives of the Company.
3. Under certain conditions, the Board of Commissioners is required to hold the Annual GMS and other GMS in accordance with its authority as stipulated in the Legislation and Articles of Association.
4. Each member of the Board of Commissioners is jointly and severally responsible for the Company's losses caused by mistakes or negligence of members of the Board of Commissioners in carrying out their duties.

Members of the Board of Commissioners cannot be held accountable for the Company as referred, if they can prove:

1. Kerugian tersebut bukan karena kesalahan atau kelalaiannya;
2. Telah melakukan pengawasan dengan itikad baik, penuh tanggung jawab, dan kehati-hatian untuk kepentingan dan sesuai dengan maksud dan tujuan Perseroan;
3. Tidak mempunyai benturan kepentingan baik langsung maupun tidak langsung atas tindakan pengawasan yang mengakibatkan kerugian; dan
4. Telah mengambil tindakan untuk mencegah timbul atau berlanjutnya kerugian tersebut.

Hak dan Wewenang Dewan Komisaris

Dewan Komisaris berwenang untuk:
1. Memeriksa buku-buku, surat-surat, serta dokumen-dokumen lainnya, memeriksa kas untuk keperluan verifikasi dan lain-lain surat berharga dan memeriksa kekayaan Perseroan;
2. Memasuki pekarangan, gedung dan kantor yang dipergunakan oleh Perseroan;
3. Meminta penjelasan dari Direksi dan/atau pejabat lainnya mengenai segala persoalan yang menyangkut pengelolaan Perseroan;
4. Mengetahui segala kebijakan dan tindakan yang telah dan akan dijalankan oleh Direksi;
5. Meminta Direksl dan/atau pejabat lainnya di bawah Direksi dengan sepengetahuan Direksi untuk menghadiri rapat Dewan Komisaris.
6. Memberhentikan sementara anggota Direksi sesuai dengan ketentuan Anggaran Dasar ini;
7. Membentuk Komite Audit dan komite-komite lain, jika dianggap perlu dengan memperhatikan kemampuan perusahaan;
8. Menggunakan tenaga ahli untuk hal tertentu dan dalam jangka waktu tertentu atas beban Perseroan, jika dianggap perlu;
9. Melakukan tindakan pengurusan Perseroan dalam keadaan tertentu untuk jangka waktu tertentu sesuai dengan ketentuan Anggaran Dasar ini;
10. Menyetujui pengangkatan dan pemberhentian Sekretaris Perusahaan dan/atau Kepala Satuan Kerja Audit Intern;
11. Menghadiri rapat Direksi dan memberikan pandangan terhadap hal-hal yang dibicarakan;
12. Melaksanakan kewenangan pengawasan lainnya sepanjang tidak bertentangan dengan Peraturan Perundang-Undangan, Anggaran Dasar, dan/atau keputusan RUPS.

Keputusan yang Perlu Mendapat Persetujuan Dewan Komisaris

Memberikan persetujuan tertulis atas perbuatan-perbuatan Direksi sebagai berikut:
1. Mendapat, melepaskan/memindah-tangankan dan/atau mengagunkan aset Perseroan dengan kriteria dan nilai melebihi jumlah tertentu yang ditetapkan oleh Dewan Komisaris, kecuali aset yang dicatat sebagai persediaan;
2. Menetapkan dan mengubah logo Perseroan;
3. Menetapkan struktur organisasi 1 (satu) tingkat di bawah Direksi;

1. The loss is not due to an error or Negligence;
2. Has supervised in good faith, full responsibility and prudence for the interests and in accordance with the objectives of the Company;
3. Do not have any conflict of interest either directly or indirectly for the control measures that result in losses; and
4. Has taken necessary measures to prevent such losses arising or continuing.

Rights and Authorities of the Board of Commissioners

The Board of Commissioners is authorized to:
1. Examine books, letters, and other documents, examine cash for verification purposes and other securities and examine the Company's assets;
2. Enter yards, buildings and offices used by the Company;
3. Request an explanation from the Board of Directors and/or other officials regarding all issues related to the management of the Company;
4. Know all policies and actions that have been and will be carried out by the Board of Directors;
5. Request the Board of Directors and/or other officials under the Board of Directors with the knowledge of the Board of Directors to attend the Board of Commissioners meeting.
6. Temporarily dismiss members of the Board of Directors in accordance with the provisions of these Articles of Association;
7. Establish an Audit Committee and other committees, if deemed necessary by taking into account the company's capabilities;
8. Use experts for certain matters and for a certain period of time at the expense of the Company, if deemed necessary;
9. Take actions to manage the Company under certain conditions for a certain period of time in accordance with the provisions of this Articles of Association;
10. Approve the appointment and dismissal of the Corporate Secretary and/or Head of the Internal Audit Unit;
11. Attend Board of Directors meetings and providing views on the matters discussed;
12. Carry out other supervisory powers as long as they do not conflict with the laws and regulations, the Articles of Association, and/or the resolutions of the GMS.

Decisions That Need Approval of the Board of Commissioners

Provide written approval for the following actions of the Board of Directors:
1. Obtain, dispose/transfer and/or pledge the Company's assets with criteria and value exceeding a certain amount determined by the Board of Commissioners, except for assets recorded as inventory;
2. Establish and change the Company's logo;
3. Determine the organizational structure of 1 (one) level below the Board of Directors;

4. Melakukan penyertaan modal, melepaskan penyertaan modal, termasuk perubahan struktur permodalan dengan nilai tertentu yang ditetapkan Dewan Komisaris pada perusahaan lain, anak perusahaan dan perusahaan patungan yang tidak dalam rangka penyelamatan piutang;
5. Meminjam atau meminjamkan uang atas nama Perseroan (tidak termasuk mengambil uang Perseroan yang disimpan di Bank) dengan nilai tertentu yang ditetapkan Dewan Komisaris;
6. Membeli atau dengan cara lain mendapatkan barang-barang tidak bergerak dengan nilai tertentu yang ditetapkan Dewan Komisaris;
7. Menjual dan/atau mengoperkan dengan cara bagaimanapun juga saham-saham milik Perseroan;
8. Melepaskan dan menghapuskan aktiva bergerak dengan umur ekonomis yang lazim berlaku dalam industri pada umumnya sampai dengan 5 (lima) tahun, sampai dengan nilai tertentu yang ditetapkan oleh RUPS;
9. Membeli atau menjual atau melepaskan aset atau properti atau yang berkaitan dengan pengadaan barang dan/atau jasa atau mengadakan suatu kontrak atau komitmen sewa dengan total biaya sama dengan dan/atau lebih dari 20% (dua puluh persen) sampai dengan 50% (lirna puluh persen) ekuitas Perseroan yang terjadi dalam jangka waktu 1 (satu) tahun buku.
10. Mengangkat dan memberhentikan Sekretaris Perusahaan dan Kepala Satuan Kerja Audit Intern.

Masa Jabatan Dewan Komisaris

Para anggota Dewan Komisaris diangkat untuk jangka waktu terhitung sejak tanggal RUPS yang mengangkatnya dan berakhir pada penutupan RUPS Tahunan yang ke-3 (tiga) setelah tanggal pengangkatannya dengan memperhatikan ketentuan yang berlaku di bidang Perasuransian dan dapat diangkat kembali untuk 1 (satu) kali masa jabatan setelah masa jabat.an 3 (tiga) tahun pertama berakhir, namun dengan tidak mengurangi hak dari RUPS untuk sewaktu-waktu memberhentikan para anggota Dewan Komisaris sebelum masa jabatannya berakhir dengan menyebutkan alasannya.

Kriteria Anggota Dewan Komisaris

Anggota Dewan Komisaris yang dapat diangkat adalah orang perseorangan yang memenuhi persyaratan pada saat diangkat dan selama menjabat:
1. Mempunyai akhlak, moral, dan integritas yang baik;
2. Cakap melakukan perbuatan hukum;
3. Dalam lima tahun sebelum pengangkatan dan selama menjabat:
   a. Tidak pernah dinyatakan pailit;
   b. Tidak pernah menjadi anggota Direksi dan atau anggota Dewan Komisaris yang dinyatakan bersalah menyebabkan suatu perusahaan dinyatakan pailit;
   c. Tidak pernah dihukum karena melakukan tindak pidana yang merugikan keuangan negara dan atau yang berkaitan dengan sektor keuangan;
   d. Tidak pernah menjadi anggota Direksi dan atau anggota Dewan Komisaris yang selama menjabat:

4. Conduct equity participation, release equity participation, including changes to the funding structure with a certain value determined by the Board of Commissioners in other companies, subsidiaries and joint ventures that are not in the context of saving receivables;
5. Borrow or lend money on behalf of the Company (not including taking the Company's money stored in the Bank) with a certain value determined by the Board of Commissioners;
6. Purchase or otherwise obtain immovable property with a certain value determined by the Board of Commissioners;
7. Sell and/or pass in any way the Company's shares;
8. Release and write off movable assets with an economic life that is generally applicable in the industry up to 5 (five) years, up to a certain value determined by the GMS;
9. Buy or sell or dispose of assets or property or those related to the procurement of goods and/or services or enter into a lease contract or commitment with a total cost equal to and/or more than 20% (twenty percent) to 50% (fifty percent) the Company's equity that occurs within a period of 1 (one) financial year.
10. Appoint and dismiss the Corporate Secretary and Head of the Internal Audit Unit.

Term of Office of the Board of Commissioners

The members of the Board of Commissioners are appointed for a period commencing from the date of the GMS that appointed them and ending at the close of the 3rd (third) Annual GMS after the date of appointment by taking into account the applicable provisions in the field of Insurance and may be reappointed for 1 (one) term of office. after the term of office of the first 3 (three) years ends, but without prejudice to the right of the GMS to dismiss members of the Board of Commissioners at any time before their term of office ends by stating the reasons.

Criteria For the Board of Commissioners

Members of the Board of Commissioners who can be appointed are individuals who meet the requirements at the time of appointment and during their tenure:
1. Having good character, morals, and integrity;
2. Competent in carrying out legal action;
3. In five years prior to appointment and during his tenure:
   a. Never been declared bankrupt;
   b. Never been a member of any of Directors and/ or Board of Commissioners who were found guilty of causing a company to go bankrupt;
   c. Never been convicted of any criminal offense detrimental to the country's finances and/or to the financial sector;
   d. Never been a member of any of Directors and or members of the Board of Commissioners who during his tenure:

- Pernah tidak menyelenggarakan RUPS tahunan;
- Pertanggungjawabannya sebagai anggota Direksi dan atau anggota Dewan Komisaris pernah tidak diterima oleh RUPS atau pernah tidak memberikan pertanggungjawaban sebagai anggota Direksi dan atau anggota Dewan Komisaris kepada RUPS;
- Pernah menyebabkan perusahaan yang memperoleh izin, persetujuan, atau pendaftaran dari Otoritas Jasa Keuangan tidak memenuhi kewajiban menyampaikan Laporan Tahunan dan atau Laporan Keuangan kepada Otoritas Jasa Keuangan;

4. Memiliki komitmen untuk memenuhi Peraturan Perundang-undangan;
5. Memiliki pengetahuan dan atau keahlian di bidang yang dibutuhkan Perseroan;
6. Memiliki integritas, dedikasi, pemahaman mengenai masalah-masalah manajemen perusahaan yang berkait dengan salah satu fungsi manajemen dan menyediakan waktu yang cukup untuk melaksanakan tugasnya.

- Never held an annual GMS;
- His/her accountability as member of Directors and or member of the Board of Commissioners has been rejected by the GMS or never given accountability as a member of Directors and/or member of the Board of Commissioners to the GMS;
- Ever caused as a company that has permit, approval, or registration from the Financial Services Authority not to fulfill the obligation to submit an Annual Report and or Financial Report to the Financial Services Authority;

4. Having the commitment to fulfill the statutory regulations;
5. Having the knowledge and or expertise in the fields required by the Company;
6. Having the integrity, dedication, understanding of the Company's management issues related to one of the management functions and allocating sufficient time to carry out their duties.

Piagam Dewan Komisaris

Dewan Komisaris memiliki *Board Manual* atau Piagam Dewan Komisaris disusun sebagai pedoman dan tata tertib bagi Dewan Komisaris dan Perangkat Pendukung Dewan Komisaris dalam melaksanakan tugasnya untuk mewujudkan *Good Governance* atau Tata Kelola Perusahaan yang Baik bagi BRILife. *Board Manual* Dewan Komisaris ini disusun berdasarkan peraturan yang berlaku termasuk Peraturan Otoritas Jasa Keuangan (OJK) dan *best practices*. Secara berkala, evaluasi dan penyesuaian terhadap piagam tersebut dilakukan seiring dengan perkembangan peraturan dan ketentuan yang berlaku di Indonesia, yang terkait dengan kegiatan usaha Perseroan.

Piagam Dewan Komisaris terakhir diperbarui pada 31 Agustus 2021 sesuai Surat Keputusan Dewan Komisaris nomor S.14-DEKOM/VIII/2021. *Board Manual* Dewan Komisaris menjabarkan antara lain struktur organisasi, tugas, tanggung jawab, wewenang, kewajiban, pembagian kerja, waktu kerja, etika kerja, rapat, termasuk mengatur perangkat pendukung Dewan Komisaris. Piagam ini mengikat bagi setiap anggota Dewan Komisaris dalam melaksanakan fungsi pengawasan secara efisien, transparan, independen, dan akuntabel.

Board of Commissioners Charter

The Board of Commissioners has a Board Manual or Charter of the Board of Commissioners prepared as guidelines, rules and Supporting Tools for the Board of Commissioners in carrying out their duties to realize Good Corporate Governance for BRILife. The Board of Commissioners' Board Manual is based on applicable regulations including the Financial Services Authority (OJK) Regulations and best practices. Every so often, assessments and amendments to the charter are done due to the changes in rules and regulations in Indonesia associated with the Company's business activities.

The Board of Commissioners Charter was last updated on August 31, 2021 according to the Decree of the Board of Commissioners number S.14-DEKOM/VIII/2021. The Board Manual of the Board of Commissioners described the organizational structure, duties, responsibilities, authorities, obligations, division of labor, working hours, work ethics, meetings, including regulating the supporting equipment of the Board of Commissioners. This charter was binding on each member of the Board of Commissioners in carrying out the supervisory function in an efficient, transparent, independent and accountable manner.

Pembidangan Tugas Pengawasan Dewan Komisaris

Adapun pembidangan tugas pengawasan Dewan Komisaris sebagai berikut.

Board of Commissioners' Supervision Duties

The supervisory duties of the Board of Commissioners are as follows.

Tabel Pembidangan Tugas Dewan Komisaris
Table of Duties of the Board of Commissioners

Nama Name	Jabatan Position	Bidang Tugas Task Field
Muhammad Syafri Rozi	Komisaris Utama President Commissioner	Ketua Komite Remunerasi dan Nominasi Chairman of the Remuneration and Nomination Committee
Eko Wahyu Andriastono	Komisaris Independen Independent Commissioner	Ketua Komite Pemantau Risiko Head of the Risk Monitoring Committee
Premita Fifi Widhiawati	Komisaris Indpenden Independent Commissioner	Ketua Komite Kebijakan Tata Kelola Perusahaan Anggota Komite Audit Anggota Komite Remunerasi dan Nominasi Chairman of the Corporate Governance Policy Committee Audit Committee Member Remuneration and Nomination Committee Member
Ubaidillah Nugraha	Komisaris Independen Independent Commissioner	Ketua Komite Audit Chairman of the Audit Committee
Jonathan Hekster	Komisaris Commissioner	Anggota Komite Audit Anggota Komite Pemantau Risiko Audit Committee Member Member of the Risk Monitoring Committee
Mulabasa Hutabarat*	Komisaris Independen Independent Commissioner	Ketua Komite Pemantau Risiko Ketua Komite Kebijakan Tata Kelola Perusaahaan Head of the Risk Monitoring Committee Chairman of the Corporate Governance Policy Committee

*) diberhentikan dengan hormat pada RUPS Tahunan tanggal 15 April 2021

*) honorably dismissed at the Annual GMS on April 15, 2021

Kebijakan Rangkap Jabatan Dewan Komisaris

Anggota Dewan Komisaris Perusahaan Perasuransian dilarang merangkap jabatan sebagai anggota Dewan Komisaris, anggota Direksi, atau anggota DPS pada Perusahaan Perasuransian yang memiliki bidang usaha yang sama. Komisaris Independen dilarang merangkap jabatan sebagai anggota Komisaris Independen pada Perusahaan Asuransi dan Perusahaan Asuransi Syariah yang memiliki bidang usaha yang sama.

Dual Position Policy Board of Commissioners

Members of the Board of Commissioners of an Insurance Company were prohibited from holding concurrent positions as a member of the Board of Commissioners, member of the Board of Directors, or member of the Sharia Supervisory Board in an Insurance Company that had the same line of business. Independent Commissioners were prohibited from holding concurrent positions as members of Independent Commissioners in Insurance Companies and Sharia Insurance Companies that had the same line of business.

Tabel Rangkap Jabatan Dewan Komisaris
Table of Concurrent Positions of the Board of Commissioners

Nama Name	Jabatan Position	Jabatan pada Perusahaan/Instansi Lain Position in Other Companies/Agencies	Nama Perusahaan/ Instansi Lain Company name/Other Agencies
Muhammad Syafri Rozi	Komisaris Utama President Commissioner	SEVP Operation	PT. Bank Rakyat Indonesia, Tbk
Eko Wahyu Andriastono	Komisaris Independen Independent Commissioner	Tidak memiliki rangkap jabatan Do not have dual positions	Tidak memiliki rangkap jabatan Do not have dual positions
Premita Fifi Widhiawati	Komisaris Independen Independent Commissioner	CEO & Co Founder	PT. National Survey & Advisory
		Senior Consultant	PT. Mars Data Science
Ubaidillah Nugraha	Komisaris Independen Independent Commissioner	Komisaris Independen Independent Commissioner	PT. Unicharm Indonesia, Tbk
		Komisaris Independen Independent Commissioner	PT. Aberdeen Standard Investments
		Anggota Komite Audit, Risk Oversight and Integrated Corporate Governance Committee Audit Committee Member, Risk Oversight and Integrated Corporate Governance Committee	HSBC Bank Indonesia

Nama Name	Jabatan Position	Jabatan pada Perusahaan/Instansi Lain Position in Other Companies/Agencies	Nama Perusahaan/ Instansi Lain Company name/Other Agencies
Jonathan Hekster	Komisaris Commissioner	Kepala Grup Distribusi Kemitraan untuk Kanal Bancassurance dan IFA dari FWD Group Head of Partnership Distribution Group for Bancassurance Channels and IFA of FWD Group	FWD Group
Mulabasa Hutabarat*	Komisaris Independen Independent Commissioner	Komisaris Independen Independent Commissioner	PT. Sinar Mas Multi Finance

*) diberhentikan dengan hormat pada RUPS Tahunan tanggal 15 April 2021

*) honorably dismissed at the Annual GMS on April 15, 2021

Pengelolaan Benturan Kepentingan Dewan Komisaris

Dewan Komisaris dilarang untuk:

1. Melakukan transaksi yang mempunyai Benturan Kepentingan dengan kegiatan Perusahaan Perasuransian tempat anggota Dewan Komisaris dimaksud menjabat;
2. Memanfaatkan jabatannya pada Perusahaan Perasuransian tempat anggota Dewan Komisaris dimaksud menjabat untuk kepentingan pribadi, keluarga, dan/atau pihak lain yang dapat merugikan atau mengurangi keuntungan Perusahaan Perasuransian tempat anggota Dewan Komisaris dimaksud menjabat;
3. Mengambil dan/atau menerima keuntungan pribadi dari Perusahaan Perasuransian tempat anggota Dewan Komisaris dimaksud menjabat, selain remunerasi dan fasllitasi yang ditetapkan berdasarkan keputusan RUPS;
4. Mencampuri kegiatan operasional Perusahaan Perasuransian yang menjadi tanggung jawab Direksi.

Management of Conflicts of Interest Board of Commissioners

The Board of Commissioners was prohibited from:

1. Conducting transactions that have a Conflict of Interest with the activities of the Insurance Company where the said member of the Board of Commissioners serves;
2. Utilizing his position at the Insurance Company where the said member of the Board of Commissioners serves for personal, family, and/or other party interests that may harm or reduce the profits of the Insurance Company where the said member of the Board of Commissioners serves;
3. Taking and/or receiving personal benefits from the Insurance Company where the said member of the Board of Commissioners serves, in addition to the remuneration and facilities determined based on the decision of the GMS;
4. Interfering with the operational activities of an Insurance Company which was the responsibility of the Board of Directors.

Kepemilikan Saham Dewan Komisaris

Dewan Komisaris Perusahaan wajib mengungkapkan mengenai kepemilikan sahamnya yang mencapai 5% (lima persen) atau lebih pada Perusahaan tempat anggota Dewan Komisaris dimaksud menjabat dan/atau pada perusahaan lain yang berkedudukan di dalam dan di luar negeri.

Share Ownership of the Board of Commissioners

The Company's Board of Commissioners was required to disclose its share ownership which reached 5% (five percent) or more in the Company where the said member of the Board of Commissioners served and/or in other companies domiciled at home and abroad.

Tabel Kepemilikan Saham Dewan Komisaris
Board of Commissioners Share Ownership Table

Nama Name	Jabatan Position	Kepemilikan Saham Shareholding	
		BRILife	Perusahaan Lain Perusahaan Lain
Muhammad Syafri Rozi	Komisaris Utama President Commissioner	Nihil Nil	Nihil Nil
Eko Wahyu Andriastono	Komisaris Independen Independent Commissioner	Nihil Nil	Nihil Nil
Premita Fifi Widhiawati	Komisaris Independen Independent Commissioner	Nihil Nil	Nihil Nil
Ubaidillah Nugraha	Komisaris Independen Independent Commissioner	Nihil Nil	Nihil Nil

Nama Name	Jabatan Position	Kepemilikan Saham Shareholding	
		BRILife	Perusahaan Lain Perusahaan Lain
Jonathan Hekster	Komisaris Commissioner	Nihil Nil	Nihil Nil
Mulabasa Hutabarat*	Komisaris Independen Independent Commissioner	Nihil Nil	Nihil Nil

*) diberhentikan dengan hormat pada RUPS Tahunan tanggal 15 April 2021

*) honorably dismissed at the Annual GMS on April 15, 2021

Komisaris Independen

Kriteria Penentuan Komisaris Independen

Komisaris Independen Perusahaan harus memenuhi persyaratan sebagai berikut:

1. Tidak mempunyai hubungan Afiliasi dengan anggota Direksi, anggota Dewan Komisaris lainnya, anggota DPS, atau pemegang saham atau yang setara pada Perusahaan yang sama;
2. Tidak pernah menjadi anggota Direksi, anggota Dewan Komisaris, anggota DPS atau menduduki jabatan 1 (satu) tingkat di bawah Direksi pada Perusahaan yang sama atau perusahaan lain yang memiliki hubungan Afiliasi dengan Perusahaan tersebut dalam jangka waktu 6 (enam) bulan terakhir;
3. Memahami peraturan perundang-undangan di bidang perasuransian dan peraturan perundang-undangan lain yang relevan;
4. Memiliki pengetahuan yang baik mengenai kondisi keuangan Perusahaan tempat Komisaris Independen dimaksud menjabat;
5. Memiliki pengetahuan yang baik mengenai kepentingan pemegang polis, tertanggung, peserta, dan/atau pihak yang berhak memperoleh manfaat;
6. Berkewarganegaraan Indonesia; dan
7. Berdomisili di Indonesia.

Pernyataan Komisaris Independen

SURAT PERNYATAAN

SURAT PERNYATAAN

SURAT PERNYATAAN

Independent Commissioner

Criteria For Determining Independent Commissioners

The Company's Independent Commissioner must meet the following requirements:

1. Not affiliated with members of Directors, the Board of Commissioners, Members of the Sharia Supervisory Board (DPS), or the shareholders or the equivalent in the same company;
2. Never been a member of Directors, a member of the Board of Commissioners, a member of the Sharia Supervisory Board, or held a position one level below Directors of the same company or other company that has an affiliated relationship with the company within the past six months;
3. Have good knowledge of the laws and regulations in the field of insurance and other relevant laws and regulations;
4. Have good knowledge of the Company's financial condition where the Independent Commissioner is appointed;
5. Have good knowledge on policy interests, the insured, participants and or beneficiaries;
6. Indonesian citizenship; and
7. Based in Indonesia.

Statement of the Independent Commissioner

Rapat Dewan Komisaris

Kebijakan Rapat

1. Segala keputusan Dewan Komisaris diambil dalam rapat Dewan Komisaris.
2. Dewan Komisaris Perusahaan wajib menyelenggarakan rapat Dewan Komisaris secara berkala paling sedikit 1 (satu) kali dalam 1 (satu) bulan.
3. Rapat Dewan Komisaris sebagaimana dimaksud pada butir 2 di atas dalam periode 1 (satu) tahun dilakukan dengan ketentuan sebagai berikut:
   a. paling sedikit 4 (empat) kali rapat diantaranya dilakukan dengan mengundang Direksi;
   b. paling sedikit 1 (satu) kali rapat diantaranya dilakukan dengan mengundang auditor eksternal.
4. Dewan Komisaris dapat mengadakan rapat sewaktu-waktu atas permintaan 1 (satu) atau beberapa anggota Dewan Komisaris atau Direksi atau atas permintaan tertulis dari 1 (satu) atau beberapa Pemegang Saham yang mewakili sekurang-kurangnya 1/10 (satu per sepuluh) dari jumlah saham dengan hak suara, dengan menyebutkan hal yang akan dibicarakan.
5. Dalam hal Komisaris Independen menilai terdapat kebijakan atau tindakan anggota Direksi yang merugikan atau berpotensi merugikan kepentingan pemegang polis, tertanggung, peserta, dan/atau pihak yang berhak memperoleh manfaat, Komisaris Independen wajib mengusulkan penyelenggaraan rapat Dewan Komisaris.
6. Rapat Dewan Komisaris diadakan ditempat kedudukan Perusahaan atau ditempat kegiatan usaha utama Perusahaan di dalam wilayah Republik Indonesia.
7. Pemanggilan Rapat Dewan Komisaris harus dilakukan oleh Komisaris Utama. Bila Komisaris Utama berhalangan atau tidak ada, hal mana tidak perlu dibuktikan kepada pihak ketiga maka panggilan Rapat Dewan Komisaris dilakukan oleh Wakil Komisaris Utama dan bila Wakil Komisaris Utama tidak diangkat dalam RUPS atau tidak hadir atau berhalangan, hal mana tidak perlu dibuktikan kepada pihak ketiga maka panggilan Rapat Dewan Komisaris dapat dilakukan oleh seorang anggota Dewan Komisaris.
   a. Panggilan Rapat Dewan Komisaris harus dilakukan secara tertulis dan disampaikan atau diserahkan langsung kepada setiap anggota Dewan Komisaris dengan tanda terima yang memadai, atau dengan pos tercatat atau dengan jasa kurir atau dengan telex, faksimili atau surat elektronik (*e-mail*) paling lambat 5 (lima) hari kerja sebelum rapat diadakan, dengan tidak memperhitungkan tanggal panggilan dan tanggal rapat, atau dalam waktu yang lebih singkat jika dalam keadaan mendesak.
   b. Pemanggilan seperti tersebut di atas tidak diperlukan untuk rapat-rapat yang telah dijadwalkan berdasarkan keputusan Rapat Dewan Komisaris yang diadakan sebelumnya.

Board of Commissioners Meeting

Meeting Policy

1. All decisions of the Board of Commissioners are taken at the Board of Commissioners' Meeting.
2. The Board of Commissioners must hold regular meetings of the Board of Commissioners at least once a month.
3. The meeting of the Board of Commissioners as referred to in point 2 above for a period of 1 (one) year shall be conducted with the following provisions:
   a. at least 4 (four) meetings of which are held by inviting the Board of Directors;
   b. at least 1 (one) meeting of which is conducted by inviting an external auditor.
4. The Board of Commissioners may hold a meeting at any time at the request of 1 (one) or several members of the Board of Commissioners or the Board of Directors or at the written request of 1 (one) or several Shareholders who represent at least 1/10 (one tenth) of the total shares. with voting rights, by stating what will be discussed.
5. In the event that the Independent Commissioner assesses that there are policies or actions of members of the Board of Directors that are detrimental or potentially detrimental to the interests of the policyholder, the insured, participants, and/or parties entitled to benefit, the Independent Commissioner is required to propose holding a meeting of the Board of Commissioners.
6. Meetings of the Board of Commissioners are held at the domicile of the Company or at the place of the Company's main business activities within the territory of the Republic of Indonesia.
7. The summons for the Board of Commissioners meeting must be made by the President Commissioner. If the President Commissioner is unavailable or absent, which does not need to be proven to a third party, the invitations for the Board of Commissioners Meeting is made by the Vice President Commissioner and if the Vice President Commissioner is not appointed at the GMS or is absent or unable to attend, which matter does not need to be proven to a third party then Invitation to the Board of Commissioners Meeting may be made by a member of the Board of Commissioners.
   a. Invitation to the Board of Commissioners Meeting must be made in writing and delivered or submitted directly to each member of the Board of Commissioners with an adequate receipt, or by registered post or by courier service or by telex, facsimile or electronic mail (e-mail) no later than 5 (five)) working days before the meeting is held, without taking into account the date of the invitations and the date of the meeting, or in a shorter time if in an urgent situation.
   b. The invitations as mentioned above are not required for meetings that have been scheduled based on the decisions of the Board of Commissioners' Meeting previously held.

8. Panggilan Rapat Dewan Komisaris pada butir 7 harus mencantumkan acara, tanggal, waktu dan tempat rapat. Rapat Dewan Komisaris diadakan di tempat kedudukan Perusahaan atau ditempat lain di dalam wilayah Republik Indonesia atau di tempat kegiatan usaha Perusahaan.

9. Rapat Dewan Komisaris dipimpin oleh Komisaris Utama, dalam hal Komisaris Utama tidak ada atau berhalangan karena sebab apapun, hal mana tidak perlu dibuktikan kepada pihak ketiga, maka rapat Dewan Komisaris dipimpin oleh salah seorang Komisaris yang ditunjuk secara tertulis oleh Komisaris Utama; dalam hal Komisaris Utama tidak rnelakukan penunjukan, maka rapat Dewan Komisaris dipimpin oleh salah seorang Komisaris yang ditunjuk oleh mayoritas Komisaris lainnya yang hadir dalam rapat.

10. Pemanggilan rapat Dewan Komisaris tidak diperlukan dalam hal semua anggota Dewan Komisaris hadir dan/atau diwakili dan semua menyetujui agenda rapat dan keputusan disetujui dengan suara bulat.
11. Perbedaan pendapat (*dissenting opinions*) yang terjadi dalam keputusan rapat Dewan Komisaris wajib dicantumkan secara jelas dalam risalah rapat Dewan Komisaris disertai alasan perbedaan pendapat (*dissenting opinions*) tersebut.
    a. Dewan Komisaris dapat juga rnengambil keputusan yang sah tanpa mengadakan Rapat Dewan Komisaris dengan ketentuan semua anggota Dewan Komisaris telah diberitahu secara tertulis dan semua anggota Dewan Komisaris memberikan persetujuan mengenai usul yang diajukan secara tertulis serta menandatangani persetujuan tersebut.
    b. Keputusan yang diambil dengan cara demikian mempunyai kekuatan yang sama dengan keputusan yang diambil dengan sah dalam Rapat Dewan Komisaris.
    c. Dalam hal anggota Dewan Komisaris tidak dapat menghadiri rapat secara fisik, maka anggota Dewan Komisaris dapat menghadiri rapat dengan melalui media telekonferensi, video konferensi, atau sarana media elektronik lainnya sesuai dengan ketentuan yang berlaku.

8. Invitation to the Meeting of the Board of Commissioners in point 7 must include the agenda, date, time and place of the meeting. Meetings of the Board of Commissioners are held at the domicile of the Company or elsewhere within the territory of the Republic of Indonesia or at the place of business activities of the Company.
9. The Board of Commissioners meeting is chaired by the President Commissioner, in the event that the President Commissioner is absent or unavailable for any reason, which does not need to be proven to a third party, the Board of Commissioners meeting is chaired by one of the Commissioners appointed in writing by the President Commissioner; in the event that the President Commissioner does not make an appointment, the meeting of the Board of Commissioners shall be chaired by one of the Commissioners appointed by the majority of the other Commissioners present at the meeting.
10. Invitations for a meeting of the Board of Commissioners are not required in the event that all members of the Board of Commissioners are present and/or represented and all agree on the meeting agenda and decisions are approved unanimously.
11. Dissenting opinions that occur in the decisions of the Board of Commissioners meeting must be clearly stated in the minutes of the Board of Commissioners meeting along with the reasons for the dissenting opinions.
    a. The Board of Commissioners may also make valid decisions without holding a Board of Commissioners Meeting provided that all members of the Board of Commissioners have been notified in writing and all members of the Board of Commissioners have given their approval of the proposal submitted in writing and signed the agreement.
    b. Decisions taken in this way have the same power as decisions taken legally at the Meeting of the Board of Commissioners.
    c. In the event that a member of the Board of Commissioners is unable to attend the meeting physically, then the member of the Board of Commissioners may attend the meeting by means of teleconference, video conference, or other electronic media facilities in accordance with applicable regulations.

Program Orientasi Bagi Komisaris Baru Tahun 2021

Perusahaan memiliki program orientasi bagi Komisaris Baru, yakni Program Pengenalan, Penanggung Jawab Program Pengendalian adalah Sekretaris Perusahaan.

Materi Program Pengenalan mencakup:
1. Anggaran Dasar BRILife
2. Peraturan Perundang-undangan terkati bisnis BRILife
3. Laporan Tahunan BRILife
4. Rencana Jangka Panjang
5. Rencana Kerja dan Anggaran Tahunan

Orientation Program For the New Commissioners For 2021

The Company has an orientation program for the new Commissioners, the Introductory Program, the Person in Charge for the Introduction Program is the Corporate Secretary.

The introduction program material includes:
1. BRILife Articles of Association
2. Legislation relating to BRILife's business
3. BRILife Annual Report
4. Long-term Plan
5. Annual Work Plan and Budget

6. Program Kerja Dewan Komisaris
7. *Key Performance Indicator* Dewan Komisaris

Program orientasi bagi Komisaris baru dilaksanakan melalui rapat internal Dewan Komisaris pada tanggal 19 April 2021.

Rekomendasi dan Pelaksanaan Tugas Dewan Komisaris

Dewan Komisaris bertugas melakukan pengawasan terhadap kebijakan pengurusan, jalannya pengurusan pada umumnya baik mengenai Perusahaan maupun usaha Perusahaan yang dilakukan oleh Direksi serta memberikan nasihat kepada Direksi termasuk pengawasan terhadap pelaksanaan Rencana Strategis dan Anggaran Perseroan serta ketentuan Anggaran Dasar Keputusan RUPS, serta peraturan perundang-undangan yang berlaku, untuk kepentingan Perusahaan dan sesuai dengan maksud dan tujuan Perusahaan.

Pelaksanaan tugas Dewan Komisaris adalah dalam bentuk pengawasan melalui media Rapat Dewan Komisaris, Rapat Komite-Komite di bawah Dewan Komisaris dan Kunjungan ke Unit Kerja Wilayah di BRILife serta menyampaikan laporan kepada pihak regulator seperti kepada Otoritas Jasa Keuangan (OJK), sebagai berikut:

1. Pengawasan aktif Dewan Komisaris dilakukan melalui berbagai kegiatan, antara lain:
   - Rapat Dewan Komisaris dengan Direksi Perseroan
   - Rapat Komite Dewan Komisaris dengan Direksi Perseroan
   - Kunjungan Dewan Komisaris atau Komite Dewan Komisaris ke wilayah kerja di luar Kantor Pusat Perseroan
   - Penyampaian masukan atau nasihat melalui forum rapat
   - Surat menyurat, dan lain-lain
2. Materi yang menjadi obyek pengawasan aktif Dewan Komisaris terhadap pengelolaan Perseroan sepanjang tahun 2021, mencakup tetapi tidak terbatas pada hal-hal yang terkait dengan:
   - Pencapaian Kinerja Perusahaan
   - Pengendalian Risiko dan Tata Kelola Perusahaan yang Baik
   - Pencapaian Strategi Inisiatif
   - Penerapan Tata Kelola Perusahaan Yang Baik
   - Penerapan Prinsip Kehati-hatian dan transparansi
   - Pengendalian Internal
   - Strategi Anti *Fraud* & Pengendalian Gratifikasi
   - Pengelolaan *Whistle Blowing System* (WBS)
   - Pelaksanaan *Corporate Social Responsibility* (CSR)

6. Board of Commissioners Work Program
7. Key Performance Indicators of the Board of Commissioners

The orientation program for new Commissioners is carried out through an internal meeting of the Board of Commissioners on April 19, 2021.

Recommendations and Implementation of the Tasks of the Board of Commissioners

The Board of Commissioners is tasked with supervising the management policies, the general management of the Company and the business of the Company carried out by Directors and providing advice to Directors including supervision of the implementation of the Company's Long-Term Plan, Work Plan and Company Budget and the provisions of the Articles of Association and Decisions GMS, and prevailing laws and regulations, for the benefit of the Company and in accordance with the aims and objectives of the Company.

The implementation of the duties of the Board of Commissioners was in the form of supervision through the media of Board of Commissioners Meetings, Meetings of Committees under the Board of Commissioners and Visits to Regional Work Units at BRILife as well as submitting reports to regulators such as the Financial Services Authority, as follows:

1. Active supervision of the Board of Commissioners is carried out through various activities, including:
   - Meeting of the Board of Commissioners with the Board of Directors of the Company
   - Board of Commissioners Committee Meeting with the Company's Board of Directors
   - The visit of the Board of Commissioners or the Committee of the Board of Commissioners to work areas outside the Company's Head Office
   - Submission of input or advice through meeting forums
   - Correspondence, and others
2. Materials that become the object of active supervision by the Board of Commissioners on the management of the Company throughout 2021, include but are not limited to matters related to:
   - Company Performance Achievements
   - Risk Control and Good Corporate Governance
   - Initiative Strategy Achievements
   - Implementation of Good Corporate Governance
   - Application of the Precautionary Principle and transparency
   - Internal control
   - Anti Fraud Strategy & Gratituity Control
   - Whistle Blowing System (WBS) Management
   - Implementation of Corporate Social Responsibility (CSR)

3. Dewan Komisaris melakukan penilaian Kinerja Perseroan pada tahun 2021 berdasarkan Rencana Kerja dan Anggaran Perusahaan yang telah mendapatkan persetujuan Pemegang Saham.
   Dewan Komisaris menilai secara keseluruhan, bahwa selama tahun 2021 Manajemen telah berupaya seoptimal mungkin untuk memperoleh kinerja terbaik dalam mengelola Perseroan.

Dewan Komisaris merekomendasikan Manajemen Perseroan melakukan hal-hal sebagai berikut:

1. Pengelolaan investasi yang efektif sesuai prinsip-prinsip *good corporate governance*.
2. Penataan kembali semua kebijakan operasional sesuai kebutuhan Perseroan.
3. *Profiling prospect and customer pipeline, risk* dan penentuan *risk appetite* yang akurat untuk mitigasi risiko.
4. Penguatan *fraud detection*, penurunan *misselling* (menuju *zero cases*) dan tindaklanjut temuan audit tepat waktu.
5. Peningkatan *relationship and marketing activities* di BRI Group dan penguatan strategi *marketing* kanal Agency.
6. Peningkatan layanan (klaim dan *persistency ratio*),
7. Pelaksanaan *survey* pelayanan pelanggan secara berkala untuk meningkatkan kualitas pelayanan nasabah.
8. Di bidang Human Capital, Dewan Komisaris telah merekomendasikan beberapa hal, antara lain sebagai berikut:
   a. Penguatan *Digital and Culture Transformation* dengan menjalankan inisiatif strategis sesuai *road map* dan *culture activation* di setiap unit kerja untuk pelampauan target kinerja.
   b. Peningkatan *skill and knowledge* termasuk *digital capabilities* seluruh pekerja Perseroan.
   c. Penguatan talent management sumber internal.
   d. Penyusunan sistem remunerasi yang atraktif, kompetitif, objektif.
   e. Penyusunan *manning anlisys* dan *strategy workforce planning*.
   f. Pengintegrasian sistem/data *Human Capital* dengan BRI Group.

LAPORAN PENGAWASAN REALISASI RENCANA BISNIS

Berdasarkan POJK Nomor 73/POJK.15/2016, tentang Tata Kelola Perusahaan Yang Baik Bagi Perusahaan Perasuransian, khususnya Pasal 21 butir b, antara lain diatur bahwa Dewan Komisaris wajib melaksanakan tugas pengawasan dan pemberian nasihat kepada Direksi.

Dalam rangka melaksanakan tugas pengawasan Dewan Komisaris sesuai POJK tersebut, Tahun 2021, Dewan Komisaris Perseroan telah melakukan 12 (dua belas) kali rapat dengan Direksi (satu kali dalam satu bulan), khusus membahas pencapaian kinerja Perseroan dan rapat Dewan Komisaris dengan Dewan Pengawas Syariah (DPS), sebanyak 2 (dua) kali.

3. The Board of Commissioners evaluates the Company's Performance in 2021 based on the Company's Work Plan and Budget approved by the Shareholders.

   The Board of Commissioners considers as a whole, that during 2021 the Management tried as optimally as possible to obtain the best performance in managing the Company.

The Board of Commissioners recommends the Company's Management to do the following:

1. Effective investment management in accordance with the principles of good corporate governance.
2. Rearrangement of all operational policies according to the needs of the Company.
3. Prospect and customer pipeline profiling, risk and accurate risk appetite determination for risk mitigation.
4. Strengthening fraud detection, reducing misselling (towards zero cases) and timely follow-up of audit findings.
5. Improving relationship and marketing activities in BRI Group and strengthening the Agency's channel marketing strategy.
6. Service improvement (claims and persistence ratio),
7. Implementation of regular customer service surveys to improve the quality of customer service.
8. In the field of Human Capital, the Board of Commissioners has recommended several things, including the following:
   a. Strengthening Digital and Culture Transformation by carrying out strategic initiatives according to the road map and culture activation in each work unit to exceed performance targets.
   b. Improving skills and knowledge including digital capabilities of all employees of the Company.
   c. Strengthening talent management internal sources.
   d. Preparing an attractive, competitive, objective remuneration system.
   e. Preparing manning analysis and workforce planning strategy.
   f. Integrating Human Capital systems/data with BRI Group.

BUSINESS PLAN REALIZATION MONITORING REPORT

Based on POJK Number 73/POJK.15/2016, concerning Good Corporate Governance for Insurance Companies, in particular Article 21 point b, among others, it is regulated that the Board of Commissioners is obliged to carry out supervisory duties and provide advice to the Board of Directors.

In order to carry out the supervisory duties of the Board of Commissioners in accordance with the POJK, in 2021, the Board of Commissioners of the Company has held 12 (twelve) meetings with the Board of Directors (once a month), specifically discussing the achievement of the Company's performance and meetings of the Board of Commissioners with the Sharia Supervisory Board (DPS), as much as 2 (two) times.

Selanjutnya, memperhatikan POJK No. 24/POJK.05/2019, Tentang Rencana Bisnis Lembaga Jasa Keuangan Non Bank, khususnya pada Pasal 6 dan Pasal 15, yaitu:

Pasal 6:
"Dewan Komisaris wajib melaksanakan pengawasan terhadap pelaksanaan rencana bisnis".

Pasal 15 ayat (1) :
"Lembaga Jasa Keuangan Non Bank wajib menyampaikan Laporan Pengawasan Rencana Bisnis secara semesteran kepada OJK".

Tahun 2021 Dewan Komisaris telah menyampaikan Laporan Pengawasan Realisasi Rencana Bisnis ke OJK sebanyak 2 kali (Periode Semesteran).

Laporan ini adalah salah satu pengawasan Dewan Komisaris terhadap realisasi pencapaian kinerja manajemen terhadap rencana bisnis yang telah ditetapkan. Butir-butir pengawasan sebagai berikut:

1. Realisasi Rencana Bisnis
   a. Realisasi Keuangan
   b. Realisasi Laba Rugi
   c. Realisasi Rasio
   d. Realisasi Pengembangan Produk Asuransi
   e. Realisasi Pengembangan atau Perluasan Kegiatan Usaha
   f. Realisasi Rencana Komposisi Investasi
   g. Realisasi Rencana Permodalan
   h. Realiasasi Rencana Pengembangan Organisasi
2. Faktor Yang Mempengaruhi Kinerja PT. Asuransi BRI Life
3. Upaya Memperbaiki Kinerja PT. Asuransi BRI Life

Rekomendasi Dewan Komisaris terhadap Pengawasan Realisasi Rencana Bisnis, yaitu:

1. Penetapan *Key Performance Indicators* yang jelas pada seluruh jenjang organisasi, disertai dengan evaluasi dan pemantauan secara disiplin.
2. Penguatan *Digital* dan *Culture Transformation* dengan menjalankan inisiatif stretegis sesuai roadmap.
3. Pengelolaan investasi yang efektif sesuai *governance.*
4. Peningkatan kapabilitas pekerja.
5. Peningkatan produktivitas seluruh kanal penjualan.
6. Peningkatan dukungan penjualan, meliputi sistem teknologi, bisnis proses, peningkatan kapabilitas dll.
7. Peningkatan kualitas layanan dengan menggunakan teknologi.
8. Pengembangan produk baru sesuai kebutuhan pasar.
9. Peningkatan Peningkatan sinergi dengan seluruh *stakeholders.*
10. Memanfaatkan dan mengambangkan pengalaman serta keahlian yang dimiliki oleh FFS, pada berbagai bidang.
11. Peningkatan budaya kepatuhan dan sadar risiko dengan menerapkan secara konsisten *Governance, Risk, Compliance.*

Furthermore, considering POJK No. 24/POJK.05/2019, Regarding the Business Plan of Non-Bank Financial Services Institutions, particularly in Article 6 and Article 15, namely:

Article 6:
"The Board of Commissioners is obliged to carry out supervision over the implementation of the business plan".

Article 15 paragraph (1):
"Non-Bank Financial Services Institutions are required to submit a Business Plan Supervision Report on a semi-annual basis to OJK".

In 2021 the Board of Commissioners has submitted the Supervision Report on the Realization of the Business Plan to OJK 2 times (Semester Period).

This report is one of the Board of Commissioners' oversight of the realization of management performance achievement against the business plan that has been set. The points of supervision are as follows:

1. Business Plan Realization
   a. Financial Realization
   b. Realized Profit and Loss
   c. Realization Ratio
   d. Insurance Product Development Realization
   e. Realization of Development or Expansion of Business Activities
   f. Realization of Investment Composition Plan
   g. Realization of Capital Plan
   h. Realization of Organizational Development Plan
2. Factors Affecting the Performance of PT. BRI Life Insurance
3. Efforts to Improve the Performance of PT. BRI Life Insurance

Recommendations of the Board of Commissioners on Supervision of the Realization of the Business Plan, namely:

1. Determination of clear Key Performance Indicators at all levels of the organization, accompanied by evaluation and monitoring in a disciplined manner.
2. Strengthening Digital and Culture Transformation by carrying out strategic initiatives according to the roadmap.
3. Effective investment management in accordance with governance.
4. Improvement of worker capability.
5. Increasing productivity of all sales channels.
6. Improving sales support, including technology systems, business processes, capability enhancement etc.
7. Improving service quality by using technology.
8. Development of new products according to market needs.
9. Improvement Increasing synergy with all stakeholders.
10. Utilizing and developing the experience and expertise possessed by FFS, in various fields.
11. Improvement of compliance culture and risk awareness by consistently implementing Governance, Risk, Compliance.

LAPORAN KOMISARIS INDEPENDEN TAHUN 2021

POJK Nomor 73/POJK.05/2016 tanggal 23 Desember 2016 tentang Tata Kelola Perusahaan Yang Baik Bagi Perusahaan Perasuransian pada Bab V Pasal 34, bahwa "Komisaris Independen wajib membuat Laporan Tahunan mengenai pelaksanaan tugasnya terkait dengan perlindungan kepentingan Pemegang Polis, Tertanggung, Peserta, dan/atau pihak yang berhak memperoleh manfaat baik menyangkut pelayanan, maupun penyelesaian klaim….dst".

Dewan Komisaris sudah menyampaikan Laporan Komisaris Indpenden PT Asuransi BRI Life tahun 2021 pada tanggal 24 Februari 2022.

Ringkasan Laporan Komisaris Independen tahun 2021 adalah sebagai berikut:

1. Pelayanan dan Penyelesaian Pengaduan Konsumen, serta Perlindungan Kepentingan Pemegang Polis, Tertanggung, atau Pihak Penerima Manfaat.
   Manajemen BRILife telah melaksanakan sebagai berikut:
   Membentuk unit kerja yang memberikan layanana, menerima pengaduan dan keluhan nasabah asuransi. Unit kerj tersebut telah diperbaharui organisasinya sesuai Surat Keputusan Direksi BRILife Nokep: S.093-DIR/RST/VII/2021 tanggal 30 Juli 2021 tentang Penetapan Struktur Organisasi Divisi *Policy Owner Services* BRILife.

2. Menetapkan standar dan Prosedur Penyelesaian keluhan/pengaduan Nasabah yang ditetapkan dalam:
   - Surat Keputusan Direksi BRILife Nokep: S.117/DIR/LGU/X/2018 tanggal 31 Oktober 2018 tentang Pelaksanaan Ketentuan Perlindungan dan Pengaduan Konsumen BRILife.
   - Surat Keputusan Direksi BRILife Nokep: S.095/DIR/LPP/IX/2019 tanggal 17 September 2019 tentang Penyelesaian Keluhan Nasabah BRILife.
   - Surat Keputusan Direksi BRILife Nokep: S.003-DIR/KEP/IX/2020 tentang Penerapan *Prinsip Know Your Employee/* Sales Staff Sebagai Upaya Pencegahan Fraud PT Asuransi BRI Life;
   - Surat Edaran Direksi BRILife Nose: S.017/DIR/KPL/LTI/2020 tentang Mekanisme Pembentukan, Penggunaan dan Penyelesaian serta Pengawasan Rekening Piutang Internal/Eksternal karena kasus PT Asuransi BRI Life;
3. BRILife menyediakan saluran komunikasi untuk melaporkan keluhan/pengaduan nasabah, yaitu:
   - Aplikasi Portal Pengaduan Nasabah (APPK) OJK
   - *Call Center*
   - *Walk In*
   - *WA Corporate*
   - *E-mail*
   - Platform media social
4. Tingkat Penyelesaian terhadap keluhan/pengaduan nasabah di tahun 2021, dengan laporan dari manajemen 86% telah diselesaikan dan 14% masih dalam proses.

INDEPENDENT COMMISSIONER'S REPORT 2021

POJK Number 73/POJK.05/2016 dated December 23, 2016 concerning Good Corporate Governance for Insurance Companies in Chapter V Article 34, that "Independent Commissioners are required to make Annual Reports regarding the implementation of their duties related to the protection of the interests of Policyholders, Insured, Participants, and/or parties who are entitled to benefits both regarding services, and settlement of claims….etc".

The Board of Commissioners has submitted the Independent Commissioner's Report of PT Asuransi BRI Life for 2021 on February 24, 2022.

The summary of the 2021 Independent Commissioner's Report is as follows:

1. Service and Settlement of Consumer Complaints, as well as Protection of Interests of Policyholders, Insured, or Beneficiary Parties.
   BRILife management has implemented the following:
   Establishing a work unit that provides services, receives complaints and complaints from insurance customers. The organization of the work unit has been updated in accordance with the Decree of the Board of Directors of BRILife Nokep: S.093-DIR/RST/VII/2021 dated July 30, 2021 concerning Determination of the Organizational Structure of the Policy Owner Services Division of BRILife.
2. Establishing standards and Procedures for Settlement of customer complaints/complaints set out in:
   - Decree of the Board of Directors of BRILife Nokep: S.117/DIR/LGU/X/2018 dated October 31, 2018 regarding the Implementation of Provisions for Protection and Consumer Complaints of BRILife.
   - Decree of the Board of Directors of BRILife Nokep: S.095/DIR/LPP/IX/2019 dated September 17, 2019 regarding the Resolution of BRILife Customer Complaints.
   - Decree of the Board of Directors of BRILife Nokep: S.003-DIR/KEP/IX/2020 concerning the Application of Know Your Employee/Sales Staff Principles as an Effort to Prevent PT Asuransi BRI Life's Fraud;
   - Circular of the Board of Directors of BRILife Nose: S.017/DIR/KPL/LTI/2020 concerning the Mechanism of Establishment, Use and Settlement and Monitoring of Internal/External Receivable Accounts due to the case of PT Asuransi BRI Life;
3. BRILife provides communication channels to report customer complaints/complaints, namely:
   - FSA Customer Complaint Portal (APPK) Application
   - Call Center
   - Walk In
   - WA Corporate
   - E-mail
   - Social media platforms
4. Completion Rate of customer complaints/complaints in 2021, with reports from management 86% have been resolved and 14% are still in process.

5. Perbaikan kualitas layanan nasabah.
6. Upaya perlindungan kepentingan Pemegang Polis, Tertanggung atau Pihak Penerima Manfaat.
7. Pengelolaan Klaim
8. Kesehatan Keuangan
9. Ketentuan Produk yang dipasarkan dan Polis Asuransi
10. *Fraud* dan *Misseling*
11. Penanganan Perselisihan.

REKOMENDASI DEWAN KOMISARIS:

1. Manajemen BRILife untuk memastikan bahwa ketentuan OJK terkait Pelayanan dan Penyelesaian Pengaduan Konsumen sudah dilaksanakan sesuai ketentuan yang berlaku.
2. Manajemen agar dapat memastikan Perlindungan Pemegang Polis, Tertanggung atau Pihak Penerima Manfaat dengan senantiasa memastikan kecukupan jumlah cadangan teknis.
3. Pelayanan Klaim untuk ditingkatkan dengan memanfaat Teknologi Informasi yang sudah dimiliki Perusahaan, dengan terus melakukan inovasi layanan, yang dapat meningkatkan kepuasan nasabah dan melindungi risiko reputasi Perusahaan, tentunya tetap berpedoman pada ketentuan yang berlaku.
4. Produk yang dipasarkan oleh Perusahaan, untuk dipastikan bawah sudah dilaporkan ke OJK dan telah memperoleh persetujuan dari OJK.
5. Terhadap kejadian *Fraud* dan Misseling yang masih terjadi di tahun 2021 rekomendasi dari Dewan Komisaris/Komisaris Independen agar manajemen dapat memperbaiki bisnis proses dan mitigasi risiko yang terukur, efektif dan memadai.

Penilaian Kinerja Dewan Komisaris dan Direksi

Penilaian Kinerja Dewan Komisaris

Kinerja Dewan Komisaris dinilai berdasarkan target kinerja yang telah ditetapkan dalam perjanjian penunjukkan sebagai anggota. Kinerja Dewan Komisaris dievaluasi setiap tahun oleh Pemegang Saham dalam RUPS berdasarkan kriteria evaluasi kinerja yang telah ditetapkan. Hasil evaluasi kinerja masing-masing anggota Dewan Komisaris secara individual akan menjadi dasar pertimbangan bagi pemegang saham untuk penunjukkan kembali. Hasil evaluasi secara keseluruhan (kolegial) dan masing-maisng anggota Dewan Komisaris merupakan bagian yang tidak terpisahkan dalam skema remunerasi bagi Dewan Komisaris.

PROSEDUR PELAKSANAAN PENILAIAN KINERJA DEWAN KOMISARIS

RUPS telah menetapkan kriteria penilaian Dewan Komisaris dilakukan berdasarkan realisasi pencapaian program Dewan Komisaris dan Komite di bawah Dewan Komisaris Tahun 2021 berdasarkan Program Kerja yang sudah disusun dan ditetapkan.

5. Improvement of customer service quality.
6. Efforts to protect the interests of the Policy Holder, the Insured or the Beneficiary.
7. Claim Management
8. Financial health
9. Terms of Products marketed and Insurance Policy
10. Fraud and Misseling
11. Dispute Handling.

BOARD OF COMMISSIONERS RECOMMENDATION:

1. BRILife's management to ensure that the FSA regulations related to Service and Settlement of Consumer Complaints have been implemented in accordance with applicable regulations.
2. Management in order to ensure the Protection of Policyholders, Insured or Beneficiary Parties by always ensuring the adequacy of technical reserves.
3. Claim Services to be improved by utilizing the Information Technology already owned by the Company, by continuing to innovate services, which can increase customer satisfaction and protect the Company's reputation risk, of course, remain guided by the applicable regulations.
4. Products marketed by the Company, to ensure that they have been reported to the FSA and have obtained approval from the FSA.
5. Regarding the Fraud and Misseling incidents that are still occurring in 2021, recommendations from the Board of Commissioners/Independent Commissioners are made so that management can improve business processes and mitigate risks that are measurable, effective and adequate.

Performance Assessment of the Board of Commissioners and Directors

Board of Commissioners Performance Assessment

The performance of the Board of Commissioners is assessed based on performance targets set in the agreement of appointment as members. Each year, the performance of the Board of Commissioners is evaluated by the shareholders at the GMS based on established performance evaluation criteria. The results of the performance evaluation of each member of the Board of Commissioners will be the basic considerations for shareholders to reappoint. The results of the evaluation of the overall performance of Directors and the performance of each member of the Board of Commissioners are an integral part of the remuneration scheme for the Board of Commissioners.

PROCEDURE FOR IMPLEMENTING THE PERFORMANCE ASSESSMENT OF THE BOARD OF COMMISSIONERS

The GMS determined the criteria for evaluating the Board of Commissioners based on the realization of the program achievements of the Board of Commissioners and Committees under the Board of Commissioners in 2021 based on the Work Program that has been prepared and determined.

KRITERIA PENILAIAN KINERJA DEWAN KOMISARIS

Kinerja Dewan Komisaris dinilai oleh Pemegang Saham dalam RUPS berdasarkan kriteria evaluasi kinerja yang telah ditetapkan, antara lain meliputi:

1. Pencapaian pelaksanaan Program Kerja berdasarkan Program Kerja yang sudah disusun.
2. Output yang sudah dihasilkan berupa nasihat/*concern* kepada Direksi yang sudah disampaikan Dewan Komisaris di tahun 2021 dalam upaya meningkatkan pencapaian kinerja Perusahaan sesuai dengan sasaran target yang ditetapkan.
3. Pengawasan yang dilakukan dalam rangka mengawal pencapaian Strategi Inisiatif Perusahaan.
4. Tingkat kehadiran dalam rapat-rapat Dewan Komisaris dan Komite.
5. Ketaatan terhadap peraturan perundang-undangan yang berlaku serta arahan dari Pemegang Saham.

PIHAK YANG MELAKUKAN PENILAIAN

Pihak yang melakukan *assessment* adalah Pemegang Saham berdasarkan ketentuan yang berlaku.

Penilaian Kinerja Direksi

PROSEDUR PELAKSANAAN PENILAIAN KINERJA DIREKSI

Penilaian terhadap kinerja Direksi dilakukan secara kolektif kolegial dan individu melalui Rapat Umum Pemegang Saham.

KRITERIA PENILAIAN KINERJA DIREKSI

Kriteria penilaian kinerja Direksi adalah pencapaian atas rencana bisnis yang telah ditetapkan.

PIHAK YANG MELAKUKAN PENILAIAN

Pihak yang melakukan penilaian atas kinerja Direksi adalan Dewan Komisaris dan Pemegang Saham dalam Rapat Umum Pemegang Saham.

Penilaian Kinerja Komite di Bawah Dewan Komisaris dan Dasar Penilaiannya

Dasar Penilaian Kinerja Komite di tahun 2021 adalah realisasi pencapaian dari Program Kerja Komite Dewan Komisaris tahun 2021 yang telah disusun dan ditetapkan sebelumnya. Indikasi yang digunakan adalah pelaksanaan rapat dan kunjungan kerja sebagai media untuk menyampaikan hasil analisis dan rekomendasi yang menjadi *concern* Dewan Komisaris.

Dewan Komisaris menilai Kinerja Komite di bawah Dewan Komisaris sudah berperan dan sangat optimal antara lain dengan memberikan masukan kepada Dewan Komisaris dalam melaksanakan tugas, tanggung jawab, dan kewenangannya

BOARD OF COMMISSIONERS' PERFORMANCE EVALUATION CRITERIA

The performance of the Board of Commissioners was assessed by the Shareholders in the GMS based on the established performance evaluation criteria, which include:

1. Achievement of the implementation of the Work Program based on the prepared Work Program.
2. The output was in the form of advice/concern to the Board of Directors which had been submitted to the Board of Commissioners in 2021 in an effort to improve the achievement of the Company's performance in accordance with the set targets.
3. Supervision carried out in order to oversee the achievement of the Company's Initiative Strategy.
4. Attendance at the Board of Commissioners and Committee meetings.
5. Compliance with applicable laws and regulations as well as directions from Shareholders.

PARTIES THAT CONDUCT ASSESSMENT

The party conducting the assessment is the Shareholder based on the applicable provisions.

Board of Directors Performance Assessment

PERFORMANCE ASSESSMENT PROCEDURE OF THE BOARD OF DIRECTORS

Assessment of the performance of the Board of Directors was carried out collectively, collegially and individually through the General Meeting of Shareholders.

BOARD OF DIRECTORS' PERFORMANCE ASSESSMENT CRITERIA

The criteria for evaluating the performance of the Board of Directors was the achievement of the established business plan.

PARTY THAT DOING THE ASSESSMENT

The parties evaluating the performance of the Board of Directors were the Board of Commissioners and Shareholders at the General Meeting of Shareholders.

Performance Assessment of Committees Under the Board of Commissioners and the Basis of Assessment

The basis for the Committee's Performance Assessment in 2021 became the realization of the achievements of the 2021 Board of Commissioners Committee Work Program which had been prepared and determined previously. The indications were the implementation of meetings and working visits as a medium to convey the results of the analysis and recommendations that became the concern of the Board of Commissioners.

The Board of Commissioners views that the performance of the Committees under the Board of Commissioners has played important role, among others by providing recommendations to the Board of Commissioners in carrying out its duties,

sesuai dengan Piagam Komite yang bersangkutan dan ketentuan yang berlaku.

Dewan Pengawas Syariah

Tugas dan Tanggung Jawab Dewan Pengawas Syariah

Dewan Pengawas Syariah bertugas melakukan pengawasan dan pemberian nasihat dan saran kepada Direksi agar kegiatan Perusahaan Asuransi sesuai dengan prinsip syariah, yang secara teknis disupport oleh manajemen, terhadap:

1. Kegiatan Perusahaan Asuransi dalam pengelolaan kekayaan dan kewajiban, baik dana *tabarru*', dana perusahaan maupun dana investasi peserta;
2. Produk asuransi syariah yang dipasarkan oleh Perusahaan Asuransi; dan
3. Praktik pemasaran produk asuransi syariah yang dilakukan oleh Perusahaan Asuransi.

Wewenang Dewan Pengawas Syariah

Dewan Pengawas Syariah memiliki wewenang untuk:

1. Dalam melaksanakan tugasnya DPS berwenang menggunakan bantuan dari:
   a. Anggota komite yang struktur organisasinya berada di bawah Dewan Komisaris; dan/atau
   b. Anggota komite, karyawan, dan tenaga ahli profesional perusahaan yang struktur organisasinya berada di bawah Direksi.
2. Memperoleh informasi dari Direksi mengenai Perusahaan Asuransi Syariah secara lengkap dan tepat waktu;
3. Memeriksa buku-buku, surat-surat, serta memeriksa kas untuk keperluan verifikasi dan memeriksa kekayaan Perusahaan; dokumen-dokumen lainnya, lain-lain surat berharga;
4. Memasuki pekarangan, gedung, dan kantor yang dipergunakan oleh Perusahaan;
5. Meminta penjelasan dari Direksi dan/atau pejabat lainnya mengenai segala persoalan yang menyangkut pengelolaan usaha asuransi syariah;
6. Memberikan persetujuan, opini atau pandangan tertulis atas prinsip-prinsip syariah yang terkait dengan pengelolaan usaha asuransi syariah.
7. Menandatangani seluruh laporan yang berdasarkan format Regulator wajib ditandatangani oleh Dewan Pengawas Syariah.
8. Melaksanakan kewenangan pengawasan lainnya sepanjang tidak bertentangan dengan fatwa MUI, peraturan perundang-undangan, Anggaran Dasar dan/atau keputusan RUPS.
9. Dalam hal Dewan Pengawas Syariah menilai terdapat kebijakan atau tindakan anggota Direksi yang tidak sesuai dengan prinsip syariah, Dewan Pengawas Syariah berwenang untuk meminta penjelasan kepada anggota Direksi atas kebijakan atau tindakan anggota Direksi yang tidak sesuai dengan prinsip syariah.

responsibilities and authorities in accordance with the relevant Committee Charter and applicable regulations.

Sharia Supervisory Board

Duties and Responsibilities of the Sharia Supervisory Board

The Sharia Supervisory Board is in charge of supervising and providing advice and suggestions to the Board of Directors so that the activities of the Insurance Company are in accordance with sharia principles, which are technically supported by management, on:

1. Insurance Company activities in the management of assets and liabilities, both tabarru' funds, company funds and participant investment funds;
2. Sharia insurance products marketed by Insurance Companies; and
3. The marketing practice of sharia insurance products carried out by the Insurance Company.

Authority of the Sharia Supervisory Board

The Sharia Supervisory Board has the authority to:

1. In carrying out its duties, Sharia Supervisory Board is authorized to use assistance from:
   a. Committee members whose organizational structure is under the Board of Commissioners; and/or
   b. Committee members, employees, and company professional experts whose organizational structure is under the Board of Directors.
2. Obtaining complete and timely information from the Board of Directors regarding Sharia Insurance Companies;
3. Checking books, documents, and checking cash for verification purposes and checking the Company's assets; other documents, other securities;
4. Entering yards, buildings, and offices used by the Company;
5. Requesting an explanation from the Board of Directors and/or other officials regarding all issues related to the management of the sharia insurance business;
6. Providing written approval, opinion or views on sharia principles related to sharia insurance business management.
7. Signing all reports based on the Regulator's format must be signed by the Sharia Supervisory Board.
8. Carrying out other supervisory powers as long as they do not conflict with the MUI fatwa, laws and regulations, the Articles of Association and/or the resolutions of the GMS.
9. In the event that the Sharia Supervisory Board assesses that there are policies or actions of members of the Board of Directors that are not in accordance with sharia principles, the Sharia Supervisory Board has the authority to request an explanation from members of the Board of Directors on policies or actions of members of the Board of Directors that are not in accordance with sharia principles.

Kriteria Anggota Dewan Pengawas Syariah

Anggota Dewan Pengawas Syariah wajib memenuhi kriteria sebagai berikut:

1. Telah mendapat persetujuan dari Otoritas Jasa Keuangan;
2. Memiliki pengetahuan sesuai dengan bidang usaha Perusahaan yang relevan dengan jabatannya;
3. Mampu bertindak dengan itikad baik, jujur, dan profesional;
4. Mampu mengambil keputusan berdasarkan penilaian independen dan obyektif untuk kepentingan Perusahaan dan Pemegang Polis;
5. Mampu menghindarkan penyalahgunaan kewenangannya untuk mendapatkan keuntungan pribadi yang tidak semestinya atau menyebabkan kerugian bagi Perusahaan;
6. Tidak pernah menjadi anggota Direksi, anggota Dewan Komisaris, atau anggota Dewan Pengawas Syariah yang dinyatakan bersalah atau lalai menyebabkan:

   a. Suatu Perusahaan Perasuransian dikenai sanksi pembatasan kegiatan usaha dalam wakru 3 (tiga) tahun sebelum pengangkatannya;
   b. Suatu perusahaan di bidang jasa keuangan dicabut izin melakukan pelanggaran dalam waktu 3 (tiga) pengangkatannya.

Piagam Dewan Pengawas Syariah

Dalam melaksanakan tugas dan tanggung jawabnya Dewan Pengawas Syariah mengacu pada Pedoman dan Tata Tertib Kerja (Piagam) Dewan Pengawas Syariah. Piagam Dewan Pengawas Syariah menjabarkan tugas, wewenang, kewajiban, tanggung jawab, pembagian kerja, waktu kerja, etika kerja, rapat, struktur organisasi dan pelaksanaan tugas berkaitan dengan tugas Dewan Pengawas Syariah dan organ Pendukung Dewan Pengawas Syariah.

Kebijakan Rangkap Jabatan Dewan Pengawas Syariah

Dewan Pengawas Syariah dilarang memangku jabatan rangkap sebagai:

- Anggota Direksi atau Dewan Komisaris Perusahaan.
- Anggota Dewan Pengawas Syariah, anggota Direksi atau anggota Dewan Pengawas Syariah lebih dari 4 (empat) lembaga jasa keuangan lainnya.

Criteria For Members of the Sharia Supervisory Board

Members of the Sharia Supervisory Board must meet the following criteria:

1. Have obtained approval from the Financial Services Authority;
2. Have knowledge in accordance with the Company's line of business that is relevant to the position;
3. Able to act in good faith, honestly and professionally;
4. Able to make decisions based on independent and objective assessments for the benefit of the Company and Policy Holders;
5. Able to avoid abuse of authority to obtain undue personal gain or cause harm to the Company;
6. Never been a member of the Board of Directors, member of the Board of Commissioners, or member of the Sharia Supervisory Board who was found guilty or negligent in causing:
   a. An Insurance Company is subject to a sanction of limiting its business activities within 3 (three) years prior to its appointment;
   b. A company in the field of financial services has its license revoked to commit a violation within 3 (three) of its appointments.

Sharia Supervisory Board Charter

In carrying out its duties and responsibilities, the Sharia Supervisory Board refers to the Sharia Supervisory Board Guidelines and Work Orders (Charter). The Sharia Supervisory Board Charter outlines the duties, authorities, obligations, responsibilities, division of work, working hours, work ethics, meetings, organizational structure and performance of duties related to the duties of the Sharia Supervisory Board and the supporting organs of the Sharia Supervisory Board.

Dual Position Policy of Sharia Supervisory Board

The Sharia Supervisory Board is prohibited from holding concurrent positions as:

- Members of the Company's Board of Directors or Board of Commissioners.
- Members of the Sharia Supervisory Board, members of the Board of Directors or members of the Sharia Supervisory Board of more than 4 (four) other financial service institutions.

Tabel Rangkap Jabatan Dewan Pengawas Syariah
Table of Concurrent Positions of the Sharia Supervisory Board

Nama Name	Jabatan Position	Jabatan pada Perusahaan/ Instansi Lain Position in Other Companies/Agencies	Nama Perusahaan/ Instansi Lain Company name/ Other Agencies
KH. Dr. Mohamad Hidayat, MBA, M.H.	Ketua Chairman	-	-
Ir. H. Agus Haryadi, AAAIJ, FIIS	Anggota Member	Ketua DPS Chairman of DPS	Chubb Life Syariah
		Anggota DPS Member of DPS	Asuransi BNI Syariah
		Anggota DPS Member of DPS	Paytern Aset Manajemen
		Anggota DPS Member of DPS	Asuransi Takaful Umum
Hj. Siti Haniatunnisa, LLB, M.H.	Anggota Member	Anggota DPS Member of DPS	PT Asuransi Jasindo Syariah
		Anggota DPS Member of DPS	DPLK Syariah Muamalat

Pengelolaan Benturan Kepentingan Dewan Pengawas Syariah

Dewan Pengawas Syariah dilarang untuk:
1. Melakukan transaksi yang mempunyai benturan kepentingan dengan kegiatan Perusahaan.
2. Memanfaatkan jabatannya pada Perusahaan untuk kepentingan pribadi, keluarga, dan/atau pihak lain yang dapat merugikan atau mengurangi keuntungan Perusahaan.

Conflicts of Interest Management of the Sharia Supervisory Board

The Sharia Supervisory Board is prohibited from:
1. Conducting transactions that have a conflict of interest with the Company's activities.
2. Taking advantage of his/her position in the Company for personal, family, and/or other party interests that can harm or reduce the Company's profits.

Kepemilikan Saham Dewan Pengawas Syariah

Tabel Kepemilikan Saham Dewan Pengawas Syariah
Sharia Supervisory Board Share Ownership Table

Nama Name	Jabatan Position	Kepemilikan Saham Share Ownership	
		BRILife	Perusahaan Lain Other Companies
KH. Dr. Mohamad Hidayat, MBA, M.H.	Ketua Chairman	Nihil Nil	Nihil Nil
Ir. H. Agus Haryadi, AAAIJ, FIIS	Anggota Member	Nihil Nil	Nihil Nil
Hj. Siti Haniatunnisa, LLB, M.H.	Anggota Member	Nihil Nil	Nihil Nil

Share Ownership of Sharia Supervisory Board

Rapat Dewan Pengawas Syariah

Rapat Dewan Pengawas Syariah wajib diadakan secara berkala paling kurang 6 (enam) kali dalam 1 (satu) tahun. Rapat dapat diadakan sewaktu-wakti atas permintaan 1 (satu) atau beberapa anggota Dewan Pengawas Syariah atau atas permintaan Direksi, dengan meyebutkan hal-hal yang akan dibicarakan.

Sharia Supervisory Board Meeting

Sharia Supervisory Board Meetings must be held periodically at least 6 (six) times in 1 (one) year. Meetings can be held at any time at the request of 1 (one) or several members of the Sharia Supervisory Board or at the request of the Board of Directors, stating the matters to be discussed.

Rapat adalah sah dan berhak mengambil keputusan yang mengikat apabila dihadiri atau diwakili oleh lebih dari ½ (satu per dua) jumlah anggota Dewan Pengawas Syariah. Keputusan rapat harus diambil berdasarkan musyawarah untuk mufakat. Jika tidak tercapai, maka keputusan harus diambil dengan pemungutan suara berdasarkan suara setuju lebih dari ½ (satu per dua) bagian dari jumlah suara yang sah yang dikeluarkan dalam rapat yang bersangkutan.

Meetings are valid and have the right to make binding decisions if attended or represented by more than (one half) of the members of the Sharia Supervisory Board. Meeting decisions must be made based on deliberation for consensus. If this is not achieved, then the decision must be taken by voting based on the affirmative vote of more than (one half) of the number of valid votes cast at the relevant meeting.

Keputusan dan Pelaksanaan Tugas Dewan Pengawas Syariah

Selama tahun 2021, Dewan Pengawas Syariah telah mengeluarkan opini atau pernyataan kesesuaian syariah antara lain:

1. *Annual Disclosure* terhadap benturan kepentingan.
2. Lembar persetujuan DPS atas kebijakan umum manajemen risiko syariah.
3. Opini DPS tentang fitur wakaf produk BRILife link proteksi syariah.
4. Opini DPS tentang fitur wakaf produk BRILife link optima syariah.
5. Kebijakan penerapan ISO 37000:2016 tentang sistem manajemen anti penyuapan BRILife.
6. Evaluasi kebijakan manajemen risiko dan pertanggungjawaban Direksi atas pelaksanaan kebijakan manajemen risiko.
7. Opini DPS tentang Ajisaka Prima Syariah.

Decision and Implementation of the Tasks of the Sharia Supervisory Board

During 2021, the Sharia Supervisory Board issued an opinion or statement of sharia compliance, including:

1. Annual Disclosure against conflicts of interest.
2. Sharia Supervisory Board approval sheet on the general policy of sharia risk management.
3. Sharia Supervisory Board opinion about the waqf feature of the BRILife link sharia protection product.
4. Sharia Supervisory Board opinion about the waqf feature of the BRILife link optima sharia product.
5. Policy on the implementation of ISO 37000:2016 regarding BRILife's anti-bribery management system.
6. Evaluation of risk management policies and the accountability of the Board of Directors for the implementation of risk management policies.
7. Sharia Supervisory Board opinion about Ajisaka Prima Syariah.

Nominasi dan Remunerasi Dewan Komisaris dan Direksi

Prosedur Nominasi Dewan Komisaris dan Direksi

Prosedur nominasi Dewan Komisaris dan Direksi Perusahaan mengacu pada Perturan Menteri BUMN Nomor PER-04/MBU/06/2020 tentang Perubahan atas Peraturan Menteri Negara Badan Usaha Milik Negara Nomor PER-03/MBU/2021 tentang Pedoman Pengangkatan Anggota Direksi dan Anggota Dewan Komisaris Anak Perusahaan Badan Usaha Milik Negara. Adapun prosedur nominasi Dewan Komisaris dan Direksi perusahaan adalah sebagai berikut:

1. Menerima usulan atau masukan calon anggota Direksi, anggota Dewan Komisaris, Dewan Pengawas Syariah, dan Pejabat Eksekutif Perusahaan.
2. Menyusun, menilai, dan memberikan rekomendasi calon anggota Direksi, anggota Dewan Komisaris, anggota Dewan Pengawas Syariah, dan Pejabat Eksekutif Perusahaan untuk dibahas dalam rapat Komite Remunerasi dan Nominasi;
3. Memberikan rekomendasi mengenai calon anggota Direksi, anggota Dewan Komisaris, anggota Dewan Pengawas Syariah, dan Pejabat Eksekutif Perusahaan kepada Dewan Komisaris;

Nomination and Remuneration of the Board of Commissioners and Board of Directors

Nomination Procedures for the Board of Commissioners and the Board of Directors

The nomination procedure for the Company's Board of Commissioners and Directors referred to the Minister of SOE Regulation Number PER-04/MBU/06/2020 concerning Amendments to the Regulation of the State Minister for State-Owned Enterprises Number PER-03/MBU/2021 concerning Guidelines for Appointing Members of the Board of Directors and Members of the Board of Commissioners of Subsidiaries State Owned Enterprise Company. The nomination procedures for the company's Board of Commissioners and Directors are as follows:

1. Receive proposals or input from candidates for members of the Board of Directors, members of the Board of Commissioners, Sharia Supervisory Board, and Company Executive Officers.
2. Prepare, assess, and provide recommendations for candidates for members of the Board of Directors, members of the Board of Commissioners, members of the Sharia Supervisory Board, and Company Executive Officers to be discussed in the Remuneration and Nomination Committee meeting;
3. Provide recommendations regarding candidates for members of the Board of Directors, members of the Board of Commissioners, members of the Sharia Supervisory Board, and Executive Officers of the Company to the Board of Commissioners;

4. Mengusulkan calon anggota Direksi, anggota Dewan Komisaris, anggota Dewan Pengawas Syariah, dan Pejabat Eksekutif Perusahaan melalui Dewan Komisaris untuk disampaikan kepada RUPS.

Prosedur dan Pelaksanaan Remunerasi Direksi dan Dewan Komisaris

BRILife memiliki kebijakan penetapan remunerasi Dewan Komisaris dan Direksi, mulai dari perumusan hingga penetapannya.

Prosedur Penetapan Remunerasi

Prosedur penetapan remunerasi Anggota Direksi, Dewan Komisaris, Dewan Pengawas Syariah sebagai berikut:

1. Komite Nominasi dan Remunerasi merumuskan remunerasi Direksi, Dewan Komisaris, Dewan Pengawas Syariah berdasarkan usulan atau masukan dari Direksi dan atau Dewan Komisaris serta Dewan Pengawas Syariah untuk kemudian dibahas dengan Dewan Komisaris.
2. Dewan Komisaris menyetujui usulan untuk ditetapkannya remunerasi tersebut yang selanjutnya disampaikan usulan kepada Pemegang Saham yang akan menjadi salah satu mata agenda pada RUPS Tahunan Perusahaan.
3. Berdasarkan keputusan RUPS diusulkan penetapan remunerasi Direksi, Dewan Komisaris, Dewan Pengawas Syariah kepada pemegang saham melalui Divisi Subsidiary Management BRI.

Indikator Penetapan Remunerasi

Indikator Penetapan Remunerasi Indikator penetapan atas remunerasi bagi Dewan Komisaris memperhatikan hal-hal sebagai berikut:

1. Remunerasi yang berlaku pada industri sesuai dengan kegiatan usaha perusahaan sejenis;
2. Tugas, tanggung jawab, dan wewenang jabatan dikaitkan dengan pencapaian tujuan dan kinerja perusahaan;
3. Target kinerja atau kinerja masing-masing jabatan;
4. Keseimbangan tunjangan antara yang bersifat tetap dan bersifat variabel;
5. Kinerja keuangan dan pemenuhan cadangan sebagaimana diatur dalam peraturan perundang-undangan yang berlaku.
6. Ketentuan yang diatur dalam POJK, Peraturan Kementerian BUMN, Kebijakan BRI Group, dan ketentuan lain yang berlaku.

4. Propose candidates for members of the Board of Directors, members of the Board of Commissioners, members of the Sharia Supervisory Board, and Executive Officers of the Company through the Board of Commissioners to be submitted to the GMS.

Procedure and Implementation of Remuneration of Board of Directors and Board of Commissioners

BRILife has a policy for determining the remuneration of the Board of Commissioners and the Board of Directors, from formulation to determination.

Remuneration Determination Procedure

The procedure for determining the remuneration for members of the Board of Directors, Board of Commissioners, Sharia Supervisory Board is as follows:

1. The Nomination and Remuneration Committee formulates the remuneration of the Board of Commissioners for later discussion with the Board of Commissioners.
2. The Board of Commissioners approves the proposal for the determination of the remuneration which will then be submitted to the Shareholders which will be one of the agenda items at the Company's Annual GMS.
3. Based on the decision of the GMS, it is proposed to determine the remuneration of the Board of Directors, Board of Commissioners, Sharia Supervisory Board to shareholders through the Subsidiary Management Division of BRI.

Remuneration Determination Indicator

Remuneration Determination Indicators The indicators for determining remuneration for the Board of Commissioners take into account the following matter:

1. Remuneration applicable to the industry in accordance with the line of business of similar companies;
2. The duties, responsibilities and authority of the position are related to the achievement of company goals and performance;
3. Performance targets or performance of each position;
4. Balance between fixed and variable benefits;
5. Financial performance and fulfillment of reserves as regulated in the applicable laws and regulations.
6. Provisions regulated in POJK, Ministry of BUMN Regulations, BRI Group Policies, and other applicable provisions.

Struktur Remunerasi Direksi dan Dewan Komisaris

Struktur remunerasi Dewan Komisaris terdiri dari gaji dan tunjangan transportasi yang diberikan setiap 3 bulan sekali atau secara triwulanan. Sedangkan struktur remunerasi Anggota Direksi terdiri dari gaji, tunjangan rumah, dan tunjangan komunikasi yang diberikan setiap 3 bulan sekali atau secara triwulanan.

Remuneration Structure of Board of Directors and Board of Commissioners

The remuneration structure of the Board of Commissioners consists of salaries and transportation allowances which are given every 3 months or on a quarterly basis. Meanwhile, the remuneration structure for members of the Board of Directors consists of salaries, housing allowances, and communication allowances which are given every 3 months or on a quarterly basis.

Kebijakan Keberagaman Dewan Komisaris dan Direksi

Pengangkatan Dewan Komisaris dan Direksi dilakukan dengan mempertimbangkan pengetahuan, keahlian, dedikasi, bermoral dan berintegritas tinggi, memiliki komitmen pada pekerjaan, memahami masalah-masalah manajemen perusahaan yang berkaitan dengan salah satu fungsi manajemen serta dapat menyediakan waktu yang cukup untuk melaksanakan tugasnya serta persyaratan lain berdasarkan peraturan perundang-undangan. Namun demikian, kebijakan keberagaman tersebut baru mengatur tentang keberagaman pengetahuan dan/atau keahlian sesuai dengan bidang tugas Dewan Komisaris. Kebijakan keberagaman terkait usia dan jenis kelamin belum dimiliki oleh BRILife, karena nominasi diprioritaskan pada kebutuhan Perusahaan.

Pada tahun 2021, keberagaman komposisi Dewan Komisaris yang tercermin dalam usia, jenis kelamin, pendidikan, pengalaman kerja serta keahilian dapat dilihat sebagaimana dalam tabel di bawah ini:

Diversity Policy Board of Commissioners and Board of Directors

The appointment of the Board of Commissioners and the Board of Directors is carried out by considering knowledge, expertise, dedication, morals and high integrity, having a commitment to work, understanding the company's management issues related to one of the management functions and being able to provide sufficient time to carry out their duties and other requirements based on laws and regulations. However, the diversity policy only regulates the diversity of knowledge and/or expertise following the duties of the Board of Commissioners. BRILife does not have a diversity policy regarding age and gender, because nominations are prioritized on the needs of the Company.

In 2021, the diversity of the composition of the Board of Commissioners as reflected in age, gender, education, work experience and expertise can be seen in the table below:

Tabel Keberagaman Komposisi Dewan Komisaris
Table of Diversity in the Composition of the Board of Commissioners

Nama Name	Jabatan Position	Usia Age	Jenis Kelamin Gender	Pendidikan Education	Pengalaman Experience	Keahlian Expertise
Muhammad Syafri Rozi	Komisaris Utama President Commissioner	56 Tahun 56 years old	Laki-laki Male	• Sarjana Ekonomi Manajemen • Program Pascasarjana/ Magister Manajemen, • Bachelor of Management Economics • Postgraduate Program/Master of Management,	Memiliki pengalaman kerja di bidang Perbankan Have work experience in the banking sector	Perbankan Wealth Management Keuangan Audit Manajemen Risiko Banking Wealth Management Finance Audit Risk Management
Eko Wahyu Andriastono	Komisaris Independen Independent Commissioner	63 Tahun 63 years old	Laki-laki Male	• S1 Pertanian • S2 Manajemen Keuangan • S1 Agriculture • S2 Financial management	Memiliki pengalaman kerja di bidang Perbankan dan Asuransi Have work experience in the banking sector and Insurance	Perbankan Asuransi Keuangan Audit Manajemen Risiko Banking Insurance Finance Audit Risk Management

Nama Name	Jabatan Position	Usia Age	Jenis Kelamin Gender	Pendidikan Education	Pengalaman Experience	Keahlian Expertise
Premita Fifi Widhiawati	Komisaris Independen Independent Commissioner	55 Tahun 55 years old	Perempuan Female	• SI Hukum • SI Law	Memiliki pengalaman kerja di bidang Konsultan, Hukum, Pemerintahan Have work experience in the field of Consultant, Law, Government	Hukum Law
Ubaidillah Nugraha	Komisaris Independen Independent Commissioner	48 Tahun 48 years old	Laki-laki Male	• *Business Administration* • *Bachelor of Art, Economics, Minor in Accounting,* • *Master of Public Management,* • *Doctoral Candidate, Public Policy* • Business Administration • Bachelor of Art, Economics, Minor in Accounting, • Master of Public Management, • Doctoral Candidate, Public Policy	Memiliki pengalaman kerja di bidang Perbankan dan Investasi Have work experience in Banking and Investment	Perbankan Investasi Audit Banking Investment Audit
Jonathan Hekster	Komisaris Commissioner	52 Tahun 52 years old	Laki-laki Male	• *Finance and accounting* • *Chartered Financial Analyst* • Finance and accounting • Chartered Financial Analyst	Memiliki pengalaman kerja di bidang Asuransi Have work experience in the insurance sector	Asuransi Keuangan Asuransi Keuangan
Mulabasa Hutabarat*	Komisaris Independen Independent Commissioner	67 Tahun 67 years old	Laki-laki Male	• Sarjana Ekonomi, Studi Pembangunan, • Pasca Sarjana Ekonomi • Sarjana Ekonomi, Studi Pembangunan, • Pasca Sarjana Ekonomi	Memiliki pengalaman kerja di bidang Pemerintahan Ekonomi Have work experience in the field of Government Economy	Ekonomi Keuangan Manajemen Risiko Economy Finance Risk Management

*) diberhentikan dengan hormat pada RUPS Tahunan tanggal 15 April 2021

*) honorably dismissed at the Annual GMS on April 15, 2021

Pada tahun 2021, keberagaman komposisi Direksi yang tercermin dalam usia, jenis kelamin, pendidikan, pengalaman kerja serta keahilian dapat dilihat sebagaimana dalam tabel di bawah ini:

In 2021, the diversity of the composition of the Board of Directors as reflected in age, gender, education, work experience and expertise can be seen in the table below:

Tabel Keberagaman Komposisi Direksi
Table of Diversity in the Composition of the Board of Directors

Nama Name	Jabatan Position	Usia Age	Jenis Kelamin Gender	Pendidikan Education	Pengalaman Kerja Work Experience	Keahlian Expertise
Iwan Pasila	Direktur Utama President Director	54 tahun 54 years old	Laki-laki Male	Sarjana bidang Matematika Magister bidang Actuarial Science Bachelor in Mathematics Master in Actuarial Science	Memiliki pengalaman kerja di bidang asuransi Have work experience in the insurance sector	Matematika, aktuaria Mathematics, actuarial

Nama Name	Jabatan Position	Usia Age	Jenis Kelamin Gender	Pendidikan Education	Pengalaman Kerja Work Experience	Keahlian Expertise
Khairi Setiawan*	Direktur Keuangan Director of Finance	61 tahun 61 years old	Laki-laki Male	Sarjana bidang Peternakan Magister Manajemen Bachelor in Animal Husbandry Master in Management	Memiki pengalaman kerja di bidang perbankan Have work experience in the banking sector	Manajemen Management
Anik Hidayati*	Direktur Pemasaran Director of Marketing	55 tahun 55 years old	Perempuan Female	Sarjana bidang Perikanan Magister Manajemen Bachelor in Fishery Master in Management	Memiki pengalaman kerja di bidang perbankan Have work experience in the banking sector	Manajemen Management
Dani Cahya Rukmana**	Direktur Kepatuhan & Legal Director of Compliance & Legal	57 Tahun 57 years old	Laki-laki Male	Sarjana bidang Pertanian Magister Business Administration Bachelor in Agriculture Master in Business Administration	Memiki pengalaman kerja di bidang perbankan Have work experience in the banking sector	*Business Administration* Business Administration
Yosie Wiliam Iroth***	Direktur Operasional Director of Operations	42 tahun 42 years old	Laki-laki Male	Sarjana Akuntansi Keuangan Bachelor in Financial Accounting	Memiliki pengalaman kerja di bidang asuransi Have work experience in the insurance sector	Akuntansi Accounting
Sutadi****	Direktur Pemasaran Director of Marketing	55 tahun 55 years old	Laki-laki Male	Sarjana Bidang Peternakan Master Agribisnis Bachelor in Animal Husbandry Master of Agribusiness	Memiki pengalaman kerja di bidang perbankan Have work experience in the banking sector	Manajemen Management
Lim Chet Ming****	Direktur Keuangan Director of Finance	45 tahun 45 years old	Laki-laki Male	Sarjana Bidang Sains (Honors) Bachelor of Science (Honors)	Memiliki pengalaman kerja di bidang asuransi Have work experience in the insurance sector	Sains Science

* Berhenti menjabat sejak tanggal 20 September 2021
** Pengalihan jabatan sebagai Direktur Kepatuhan & Legal sejak tanggal 15 April 2021
*** Mulai menjabat sejak tanggal 15 April 2021
**** Mulai menjabat sejak tanggal 20 September 2021

* Finished serving since September 20, 2021
** Transfer of position as Compliance & Legal Director since April 15, 2021
*** Started the Service since April 15, 2021
**** Started the service on September 20, 2021

Organ dan Komite di Bawah Dewan Komisaris

Dewan Komisaris memiliki organ pendukung seperti Sekretaris Dewan Komisaris dan komite-komite yang membantu Dewan Komisaris dalam pelaksanaan pengawasan terhadap jalannya pengurusan Perusahaan yang diisi oleh para profesional yang memiliki kompetensi, pengalaman dan integritas di bidangnya masing-masing.

Organs and Committees Under the Board of Commissioners

The Board of Commissioners has supporting organs such as the Secretary of the Board of Commissioners and committees that assist the Board of Commissioners in carrying out supervision of the Company's management filled by professionals who have competence, experience, and integrity in their respective fields.

Sekretaris Dewan Komisaris

Tugas dan Tanggung Jawab Sekretaris Dewan Komisaris

Sesuai yang tercantum pada Surat Keputusan Dewan Komisaris Nokep S.14-DEKOM/VIII/2021 tanggal 31 Agustus 2021 tentang Piagam Dewan Komisaris PT Asuransi BRI Life tercantum tugas dan tanggung jawab Sekretaris Dewan Komisaris BRILife adalah sebagai berikut:

Secretary of the Board of Commissioners

Duties and Responsibilities of the Secretary of the Board of Commissioners

As stated in the Decree of the Board of Commissioners Nokep S.14-DEKOM/VIII/2021 dated August 31, 2021 concerning the Charter of the Board of Commissioners of PT Asuransi BRI Life, the duties and responsibilities of the Secretary to the Board of Commissioners of BRILife are as follows:

Tugas dan tanggung jawab Sekretaris Dewan Komisaris adalah:

A. Membantu mengkoordinasikan pelaksanaan tugas dan tanggung jawab Dewan Komisaris yang bersifat strategis, yaitu;
   1) Meneliti dan menyusun materi untuk rancangan Rencana Kerja dan Anggaran Tahunan Dewan Komisaris yang menjadi bagian yang tidak terpisahkan dari Rencana Kerja dan Anggaran Tahunan Perseroan yang disusun Direksi, yaitu:
      a) Memperoleh masukan dari Dewan Komisaris/ Komite mengenai rencana kegiatan tahunan;
      b) Menetapkan prioritas rencana kegiatan tersebut di atas untuk mendukung pelaksanaan tugas dan tanggung jawab Dewan Komisaris secara lebih optimal dan efektif;
      c) Mengkoordinasikan penyusunan anggaran dari masing-masing Komite dan kegiatan lainnya untuk mendapatkan persetujuan Dewan Komisaris;
      d) Menindaklanjuti anggaran yang telah disetujui tersebut dengan meneruskannya kepada Divisi Sekretariat Perseroan untuk dapat difinalisasi dan dikonsolidasikan dengan anggaran tahunan Perusahaan.
   2) Meneliti dan menyusun materi untuk memberikan masukan atas rancangan Rencana Bisnis dan Anggaran Tahunan Dewan Komisaris yang menjadi bagian yang tidak terpisahkan dari Rencana Kerja dan Anggaran Tahunan Perseroan yang disusun Direksi,
   3) Meneliti dan menyusun hasil analisis atas data yang diperoleh atau kondisi yang ada untuk memberikan masukan/saran kepada Dewan Komisaris, berkaitan dengan antara lain;
      a) Rencana Bisnis Perusahaan
      b) Perkembangan bisnis perusahaan.
      c) Kinerja dan atau perkembangan bidang operasional perusahaan.
      d) Perkembangan hasil investasi.
      e) Pengembangan teknologi informasi.
      f) Perencanaan Audit Tahunan dan evaluasi atas pelaksanaan Pengendalian Intern dalam Perusahaan.
      g) Evaluasi hasil audit internal dan eksternal
      h) Evaluasi secara berkala atas penerapan manajemen risiko.
      i) Evaluasi penerapan GCG dalam Perusahaan.
      j) Evaluasi kebijakan Remunerasi bagi Dewan Komisaris, Direksi dan Pekerja Perusahaan.
      k) Evaluasi kebijakan Nominasi untuk Direksi dan Komisaris serta Pejabat Eksekutif Perusahaan.
      l) Hal-hal lain atas permintaan Dewan Komisaris.

Duties and responsibilities of the Secretary to the Board of Commissioners are to:

A. Assist in coordinating the implementation of strategic duties and responsibilities of the Board of Commissioners, namely;
   1) Researching and compiling materials for the draft Annual Work Plan and Budget of the Board of Commissioners which is an integral part of the Company's Annual Work Plan and Budget prepared by the Board of Directors, namely:
      a) Obtaining input from the Board of Commissioners/ Committee regarding the annual activity plan;
      b) Determining the priority of the activity plans mentioned above to support the implementation of the duties and responsibilities of the Board of Commissioners in a more optimal and effective manner;
      c) Coordinating the preparation of the budget of each Committee and other activities to obtain approval from the Board of Commissioners;
      d) Following up the approved budget by forwarding it to the Company's Secretariat Division to be finalized and consolidated with the Company's annual budget.
   2) Researching and compiling materials to provide input on the draft Business Plan and Annual Budget of the Board of Commissioners which is an integral part of the Company's Annual Work Plan and Budget prepared by the Board of Directors, namely:
   3) Researching and compiling the results of the analysis of the data obtained or existing conditions to provide input/ suggestions to the Board of Commissioners, relating to, among others;
      a) Corporate Business Plan
      b) Company business development.
      c) Performance and or development of the company's operational fields.
      d) The development of investment returns.
      e) Information technology development.
      f) Annual Audit Planning and evaluation of the implementation of Internal Control within the Company.
      g) Evaluation of internal and external audit results
      h) Periodic evaluation of the implementation of risk management.
      i) Evaluation of GCG implementation in the Company.
      j) Evaluation of Remuneration policies for the Board of Commissioners, Directors and Employees of the Company.
      k) Evaluation of the Nomination policy for the Directors and Commissioners as well as the Company's Executive Officers.
      l) Other matters at the request of the Board of Commissioners.

B. Menyusun *draft* Laporan Pengawasan Dewan Komisaris Triwulanan mengenai hasil pengawasan Dewan Komisaris terhadap pelaksanaan Rencana Bisnis Perusahaan.

C. Menyusun *draft* laporan tentang tugas pengawasan yang telah dilakukan Dewan Komisaris selama tahun buku yang baru lampau untuk disampaikan kepada Rapat Umum Pemegang Saham

D. Mengkoordinasikan dan melakukan tindak lanjut atas permintaan dan/atau pengumpulan data/informasi dari dan/atau kepada pihak Manajemen Perusahaan dan eksternal yang tidak tercakup dalam tugas-tugas Komite, termasuk informasi mengenai peraturan dan ketentuan yang relevan dengan tugas dan tanggung jawab Dewan Komisaris, antara lain:
   1) Menetapkan data/informasi yang dibutuhkan oleh Dewan Komisaris berdasarkan masukan Komite, surat masuk, dan permasalahan yang memerlukan penanganan/tindak lanjut; dan
   2) Mengkoordinasikan pengumpulan data/informasi dari dan/atau kepada pihak Manajemen Perusahaan dan eksternal terkait.

E. Mengkoordinasikan penyusunan saran dan pendapat mengenai agenda dan materi Rapat Umum Pemegang Saham, termasuk namun tidak terbatas pada:
   1) Mengkoordinasikan agenda dan materi dengan pihak-pihak terkait; dan
   2) Menyusun materi yang menjadi tanggung jawab Dewan Komisaris, dan memberikan pendapat mengenai materi secara keseluruhan.

F. Mengkoordinasikan pelaksanaan rapat-rapat Dewan Komisaris, yaitu:
   1) Menyusun dan/atau menerima/mendapatkan masukan dari Dewan Komisaris dan/atau Komite mengenai agenda rapat, serta memfinalisasi agenda rapat berdasarkan prioritas dan *urgency* permasalahan;
   2) Mempersiapkan, mengkoordinasikan, dan memperoleh materi rapat dari sumber-sumber yang terkait dengan permasalahan yang akan dibahas untuk disampaikan kepada Dewan Komisaris atau kepada Komite, jika permasalahan perlu mendapatkan masukan dan analisa Komite;
   3) Mengusulkan waktu dan tempat pelaksanaan rapat serta mendistribusikan undangan rapat kepada pihak-pihak yang perlu hadir;
   4) Menyusun risalah rapat dan menyimpan salinannya.

G. Mengkoordinasikan tugas-tugas administratif, kesekretariatan, dan protokoler Dewan Komisaris, yaitu:
   1) Melakukan seleksi atas surat-surat ataupun dokumen lainnya yang ditujukan kepada Dewan Komisaris, menetapkan prioritas surat dan/atau dokumen tersebut berdasarkan *urgency* permasalahan dan menindaklanjutinya sesuai kepentingan masing-masing surat dan/atau dokumen dimaksud;

B. Prepare a draft of the Quarterly Supervisory Report of the Board of Commissioners regarding the results of the Board of Commissioners' supervision on the implementation of the Company's Business Plan.

C. Prepare a draft report on the supervisory duties that have been carried out by the Board of Commissioners during the last financial year to be submitted to the General Meeting of Shareholders

D. Coordinate and follow up on requests and/or collection of data/information from and/or to the Company's Management and external parties that are not covered by the duties of the Committee, including information on regulations and provisions relevant to the duties and responsibilities of the Board of Commissioners, between other:
   1) Determining the data/information needed by the Board of Commissioners based on the Committee's input, incoming letters, and problems that require handling/follow-up; and
   2) Coordinating the collection of data/information from and/or to the Company's Management and related external parties.

E. Coordinate the preparation of suggestions and opinions regarding the agenda and material of the General Meeting of Shareholders, including but not limited to:
   1) Coordinating agenda and materials with related parties; and
   2) Preparing material that is the responsibility of the Board of Commissioners, and provide opinions on the material as a whole.

F. Coordinate the implementation of the Board of Commissioners' meetings, namely:
   1) Preparing and/or receive/get input from the Board of Commissioners and/or the Committee regarding the meeting agenda, as well as finalize the meeting agenda based on the priority and urgency of the problem;
   2) Preparing, coordinating, and obtaining meeting materials from sources related to the issues to be discussed to be submitted to the Board of Commissioners or to the Committee, if the problem requires input and analysis from the Committee;
   3) Proposing the time and place for the meeting and distribute meeting invitations to those who need to attend;
   4) Preparing meeting minutes and keep copies.

G. Coordinate the administrative, secretarial, and protocol duties of the Board of Commissioners, namely:
   1) Selecting letters or other documents addressed to the Board of Commissioners, determining the priority of such letters and/or documents based on the urgency of the problem and following up on them according to the interests of each letter and/or document in question;

2) Membuat catatan khusus dari surat dan/atau dokumen yang ditujukan kepada Dewan Komisaris, khususnya yang memiliki tingkat kepentingan/ kompleksitas yang tinggi;
3) Menindaklanjuti disposisi Dewan Komisaris atas surat dan/atau dokumen tersebut di atas;
4) Mempersiapkan korespondensi lainnya dengan pihak Manajemen Perusahaan, pihak eksternal, dan pihak-pihak lainnya, khusus hal-hal yang telah mendapatkan keputusan Dewan Komisaris yang tidak tercakup dalam tugas-tugas Komite;
5) Mendokumentasikan arsip Sekretariat Dewan Komisaris dan memastikan *central filing* yang *update* dan sistematis untuk memudahkan pencarian dokumen serta tindak lanjut;
6) Menjadwalkan dan mengkoordinasikan acara dan kegiatan Dewan Komisaris antara lain keikutsertaan dalam program *training/workshop*/seminar, kunjungan kerja, perjalanan dinas, dan lain-lain;
7) Memastikan tersedianya sarana dan logistik untuk mendukung kelancaran acara-acara Dewan Komisaris sebagaimana di atas, dan untuk mendukung kegiatan dan kebutuhan operasional Dewan Komisaris lainnya antara lain ATK, *reimbursement* kesehatan, dan lain-lain; dan
8) Mempersiapkan pidato/sambutan ataupun bahan presentasi Dewan Komisaris sesuai kebutuhan yang menyangkut hal-hal yang tidak terkait dengan tugas-tugas Komite.
9) Menyusun laporan tentang pelaksanaan *Self Assessment* GCG Dewan Komisaris dan Komite setiap Semester, berkoordinasi dengan Divisi Kepatuhan;
10) Mengkoordinasikan tercapainya pelaksanaan tugas Komite-Komite dan organ yang berada di bawah Dewan Komisaris, termasuk pelaksanaan tugas oleh Staf Sekretaris Dewan Komisaris.
11) Berkoordinasi dengan Komite-Komite Dewan Komisaris dalam menyusun laporan mengenai hasil pengawasan terhadap pelaksanaan Rencana Bisnis Perusahaan setiap tahun kepada Otoritas Jasa Keuangan sesuai peraturan perundang-undangan yang berlaku.

2) Making special notes from letters and/or documents addressed to the Board of Commissioners, especially those with a high level of importance/complexity;
3) Following up on the disposition of the Board of Commissioners on the letters and/or documents mentioned above;
4) Preparing other correspondence with the Company's Management, external parties, and other parties, specifically on matters that have received decisions from the Board of Commissioners that are not covered by the Committee's duties;
5) Documenting the archives of the Secretariat of the Board of Commissioners and ensuring an updated and systematic central filing to facilitate document search and follow-up;
6) Scheduling and coordinating the events and activities of the Board of Commissioners, including participation in training programs/workshops/seminars, work visits, official trips, and others;
7) Ensuring the availability of facilities and logistics to support the smooth running of the Board of Commissioners' events as above, and to support the activities and other operational needs of the Board of Commissioners including ATK, health reimbursement, and others; and
8) Preparing speeches/welcomes or presentation materials for the Board of Commissioners as needed regarding matters not related to the duties of the Committee.
9) Preparing reports on the implementation of the GCG Self Assessment of the Board of Commissioners and Committees every semester, in coordination with the Compliance Division;
10) Coordinating the achievement of the implementation of the duties of the Committees and organs under the Board of Commissioners, including the implementation of duties by the Secretariat Staff of the Board of Commissioners.
11) Coordinating with the Committees of the Board of Commissioners in compiling reports on the results of supervision on the implementation of the Company's Business Plan every year to the Financial Services Authority in accordance with applicable laws and regulations.

Profil Sekretaris Dewan Komisaris

Board of Commissioners' Secretary Profile

Yulianto Kuat Santosa

Sekretaris Dewan Komisaris / Secretary of The Board of Commissioners

Warga Negara Indonesia / Indonesian Citizen

Lahir di Boyolali, pada tahun 1963. Usia 58 tahun Per Desember 2021. /
Born in Boyolali, in 1963. Age 58 As of December 2021.

Domisili di Jakarta / Domicile in Jakarta

RIWAYAT PENDIDIKAN
Educational Background

Sarjana Hukum, Universitas Gadjah Mada Yogyakarta

Bachelor of Law, Gadjah Mada University Yogyakarta

SERTIFIKASI
Certification

- Sertifikasi Manajemen Risiko Perbankan
- Certified Risk Governance Professional
- Sertifikasi Assessor Kompetensi

- Banking Risk Management Certification
- Certified Risk Governance Professional
- Competency Assessor Certification

DASAR HUKUM PENGANGKATAN
Appointment History

Surat Perjanjian Kontrak BRILife tanggal 1 Pebruari 2021

BRILife Contract Agreement dated February 1, 2021

PENGALAMAN KERJA
Work Experience

- Kepala Divisi MSDM dan Umum Bringin Life
- Pemimpin Cabang Bank Rakyat Indonesia
- Kepala Divisi MSDM Bank Agroniaga
- *Vice President* Bank Rakyat Indonesia
- Kepala Divisi Kepatuhan dan Hukum BRILife

- Head of Division of MSDM and Umum Bringin Life
- Branch Leader of Bank Rakyat Indonesia
- Head of Division of MSDM Bank Agroniaga
- Vice President Bank Rakyat Indonesia
- Head of Compliance and Legal Division of BRILife

RANGKAP JABATAN
Concurrent Position

Tidak ada

Nothing

Pengembangan Kompetensi Sekretaris Dewan Komisaris

Competence Development of Secretary Board of Commissioners Competence

Seminar/Pendidikan/Pelatihan Seminar/Education/Training	Tanggal Date	Penyelenggara Organizer
Master Class Series XX "Risk Leadership - Orchestrating the Boardroom"	15-16 Juli 2021 July 15-16, 2021	LSPMR - BNSP

Pelaksanaan Tugas Sekretaris Dewan Komisaris

1. **Pelaksanaan Rapat Dewan Komisaris**
   Sekretaris Dewan Komisaris telah mengkoordinasikan pelaksanaan rapat-rapat Dewan Komisaris yaitu:

   a) Menyusun konsep agenda-agenda, waktu dan tempat pelaksanaan rapat berdasarkan arahan Dewan Komisaris dan masukan dari Komite Dewan Komisaris.

Implementation of the Tasks of the Secretary of the Board of Commissioners

1. **Implementation of the Board of Commissioners Meeting**
   The Secretary of the Board of Commissioners coordinated the implementation of the meetings of the Board of Commissioners, namely:

   a) Drafting the agenda, time and place for the meeting based on the direction of the Board of Commissioners and input from the Committee of the Board of Commissioners.

b) Mempersiapkan, mengkoordinasikan, dan memperoleh materi rapat dari sumber-sumber yang terkait dengan agenda rapat, untuk disampaikan kepada Dewan Komisaris dan/atau kepada Komite jika diperlukan.
c) Menyusun risalah rapat dan menyimpan salinannya.

2. Pelaksanaan Tugas Kesekretariatan

a) Mengkoordinasikan tugas-tugas administrative, kesekretariatan, dan protokoler Dewan Komisaris berdasarkan prinsip *Good Corporate Governance.*
b) Mengkoordinasikan tindak lanjut arahan/disposisi Dewan Komisaris atas surat dan/atau dokumen tersebut, termasuk melakukan korespondensi dengan pihak manajemen Perseroan, pihak eksternal dan pihak-pihak lainnya, khusus hal-hal yang telah mendapatkan keputusan Dewan Komisaris yang tidak tercakup dalam tugas-tugas Komite.
c) Melakukan penatakelolaan kegiatan Dewan Komisaris dan Organ Pendukung Dewan Komisaris, antara lain keikutsertaan dalam program *training/workshop*/seminar, kunjungan kerja, perjalanan dinas, dan lain-lain, termasuk memastikan tersedianya sarana dan logistik untuk mendukung kelancaran kegiatan/acara tersebut.

3. Penyusunan Konsep Rencana Kerja dan Laporan Dewan Komisaris

Sekretariat Dewan Komisaris telah berkoordinasi dengan Komite-komite Dewan Komisaris dalam menyusun:

a) Rencana Kerja dan Anggaran Tahunan Dewan Komisaris yang menjadi bagian yang tidak terpisahkan dari Rencana Kerja dan Anggaran Tahunan Perseroan yang disusun Direksi.
b) Laporan mengenai hasil pengawasan Dewan Komisaris terhadap pelaksanaan Rencana Bisnis Perseroan setiap semester kepada Otoritas Jasa Keuangan sesuai peraturan perundang-undangan yang berlaku, Laporan Pengawasan Tahunan Dewan Komisaris kepada RUPS, serta laporan-laporan lainnya yang diperlukan.

4. Pelaksanaan Tugas Lain yang menjadi tugas Sekretaris Dewan Komisaris

Tugas lain Sekretaris Dewan Komisaris, adalah:

a) Mengkoordinasikan dan melakukan tindak lanjut atas permintaan Dewan Komisaris dalam pengumpulan data/informasi dari dan/atau kepada pihak manajemen Perseroan, termasuk informasi mengenai peraturan dan ketentuan yang relevan dengan tugas dan tanggung jawab Dewan Komisaris.
b) Mengkoordinasikan pelaksanaan dan penilaian mandiri atas *Good Coorporate Governance* pada Dewan Komisaris dan Organ Pendukung Dewan Komisaris.

b) Preparing, coordinating, and obtaining meeting materials from sources related to the meeting agenda, to be submitted to the Board of Commissioners and/or to the Committee if necessary.
c) Preparing meeting minutes and keep copies.

2. Execution of Secretarial Duties

a) Coordinating administrative, secretarial, and protocol duties of the Board of Commissioners based on the principles of Good Corporate Governance.
b) Coordinating the follow-up to the direction/disposition of the Board of Commissioners on such letters and/or documents, including correspondence with the Company's management, external parties and other parties, specifically on matters that have received decisions from the Board of Commissioners which are not covered by the duties of the Committee. .
c) Managing the activities of the Board of Commissioners and Supporting Organs of the Board of Commissioners, including participation in training programs/workshops/seminars, work visits, official trips, and others, including ensuring the availability of facilities and logistics to support the smooth running of these activities/events.

3. Drafting of the Work Plan Concept and Report of the Board of Commissioners

The Secretariat of the Board of Commissioners coordinated with the Committees of the Board of Commissioners in preparing:

a) The Board of Commissioners' Annual Work Plan and Budget which is an integral part of the Company's Annual Work Plan and Budget prepared by the Board of Directors.
b) Reports on the results of the Board of Commissioners' supervision on the implementation of the Company's Business Plan every semester to the Financial Services Authority in accordance with applicable laws and regulations, the Board of Commissioners' Annual Supervision Reports to the GMS, as well as other necessary reports.

4. Implementation of Other Duties that are the duties of the Secretary to the Board of Commissioners

Other duties of the Secretary to the Board of Commissioners are:

a) Coordinating and following up on the request of the Board of Commissioners in collecting data/information from and/or to the management of the Company, including information on regulations and provisions relevant to the duties and responsibilities of the Board of Commissioners.
b) Coordinating the implementation and self-assessment of Good Corporate Governance at the Board of Commissioners and the Supporting Organs of the Board of Commissioners.

Komite Audit

Dewan Komisaris BRILife membentuk Komite Audit yang bertugas membantu Dewan Komisaris untuk menunjang pelaksanaan tata kelola perusahaan yang baik (*Good Corporate Governance*). Peran dan tanggung jawab Komite Audit, seperti tertuang dalam Piagam Komite Audit (*Audit Committee Charter)*, adalah untuk memberikan pendapat dan dukungan kepada Dewan Komisaris dalam memenuhi tanggung jawabnya termasuk pengawasan terhadap sistem dan proses Pelaporan Keuangan, proses audit atas laporan Keuangan Perusahaan, evaluasi atas pelaksanaan pengawasan internal (*internal control*) Perusahaan, evaluasi atas kinerja Intern auditor Perusahaan, pengawasan kinerja teknis dan operasional serta pemenuhan ketentuan dan peratuan perundang-undangan lainnya.

Tugas dan Tanggung Jawab Komite Audit

Fungsi Komite Audit pada dasarnya adalah membantu Dewan Komisaris melakukan pemeriksaan yang dianggap perlu terhadap pelaksanaan fungsi Direksi dalam pengelolaan dan memantau efektivitas sistem pengendalian internal di Perseroan serta memastikan terlaksananya tugas auditor internal dan auditor eksternal secara baik. Secara detail, tugas Komite Audit meliputi:

1. Menilai pelaksanaan kegiatan serta hasil audit yang dilaksanakan oleh auditor internal maupun auditor eksternal;
2. Memberikan rekomendasi mengenai penyempurnaan sistem pengendalian internal serta pelaksanaannya;
3. Memastikan Direksi melakukan tindak lanjut atas hasil temuan auditor internal, auditor eksternal, dan hasil pengawasan Otoritas Jasa Keuangan terhadap Perusahaan;
4. Me-*review* penunjukkan auditor eksternal dan memberikan rekomendasi kepada Dewan Komisaris terkait penunjukkan calon auditor eksternal;
5. Memastikan laporan keuangan sesuai dengan standar akuntansi yang berlaku di Indonesia dan peraturan perundangan-undangan di bidang perasuransian;
6. Mengevaluasi piagam Komite Audit secara berkala disesuaikan dengan perkembangan ketentuan peraturan perundang-undangan;
7. Melakukan identifikasi hal-hal lain yang menurut Komite Audit memerlukan perhatian Dewan Komisaris;
8. Melakukan penugasan lain dari Dewan Komisaris sepanjang penugasan tersebut telah ditetapkan dalam piagam Komite Audit.

Tanggung jawab Komite Audit dalam membantu Dewan Komisaris melaksanakan tugas pengawasan berkenaan dengan:

1. Melakukan pemantauan dan evaluasi atas perencanaan dan pelaksanaan audit baik internal maupun eksternal serta pemantauan atas tindak lanjut hasil audit baik internal maupun eksternal, dalam rangka menilai kecukupan pengendalian intern termasuk kecukupan proses pelaporan keuangan dan mencakup pemantauan dan evaluasi terhadap:

Audit Committee

The BRILife Board of Commissioners established an Audit Committee that is tasked with assisting the Board of Commissioners to support the implementation of good corporate governance. The role and responsibilities of the Audit Committee, as set out in the Audit Committee Charter, are to provide opinions and support to the Board of Commissioners in fulfilling their responsibilities including oversight of the Financial Reporting system and process, the audit process of the Company's Financial statements, evaluation of implementation of internal control (internal control) of the Company, evaluation of the performance of the Company's Intern Auditors, supervision of technical and operational performance as well as compliance with regulations and other legislation.

Duties and Responsibilities of the Audit Committee

The function of the Audit Committee is basically to assist the Board of Commissioners in carrying out necessary inspections on the implementation of the functions of the Board of Directors in managing and monitoring the effectiveness of the internal control system in the Company as well as ensuring the proper implementation of the duties of the internal auditors and external auditors. In detail, the duties of the Audit Committee include:

1. Assessing the implementation of activities and results of audits carried out by internal auditors and external auditors;
2. Providing recommendations regarding the improvement of the internal control system and its implementation;
3. Ensuring that the Board of Directors follows up on the findings of the internal auditors, external auditors, and the results of the supervision of the Financial Services Authority on the Company;
4. Reviewing the appointment of external auditors and providing recommendations to the Board of Commissioners regarding the appointment of candidates for external auditors;
5. Ensuring that the financial statements are in accordance with the accounting standards applicable in Indonesia and the laws and regulations in the insurance sector;
6. Evaluating the Audit Committee charter periodically in accordance with the development of the provisions of the legislation;
7. Identifying other matters which, according to the Audit Committee, require the attention of the Board of Commissioners;
8. Performing other assignments from the Board of Commissioners as long as the assignment has been stipulated in the Audit Committee charter

The responsibilities of the Audit Committee in assisting the Board of Commissioners in carrying out supervisory duties are:

1. Monitoring and evaluating the planning and implementation of both internal and external audits as well as monitoring the follow-up to the results of both internal and external audits, in order to assess the adequacy of internal control including the adequacy of the financial reporting process and includes monitoring and evaluation of:

a. Pelaksanaan tugas Satuan Kerja Audit Intern;

b. Kesesuaian pelaksanaan audit oleh Kantor Akuntan Publik dengan standar audit yang berlaku;
c. Kesesuaian laporan keuangan dengan standar akuntansi yang berlaku;
d. Pelaksanaan tindak lanjut oleh Direksi atas hasil temuan Satuan Kerja Audit Intern, Satuan Kerja Audit Intern PT Bank Rakyat Indonesia (Persero), Tbk., kantor akuntan publik, hasil pengawasan Otoritas Jasa Keuangan (OJK) dan hasil pengawasan dari Auditor Eksternal

2. Memberikan rekomendasi mengenai penunjukkan Kantor Akuntan Publik kepada Dewan Komisaris untuk disampaikan kepada Rapat Umum Pemegang Saham, dengan memperhatikan independensi, ruang lingkup penugasan dan fee bagi Kantor Akuntan Publik; kecuali penunjukkan Kantor Akuntan Publik sudah diputuskan dalam RUPS;
3. Menelaah pengaduan baik yang berkaitan dengan proses akuntansi, maupun pengaduan lainnya;
4. Menelaah dan memberikan saran kepada Dewan Komisaris terkait dengan adanya potensi benturan kepentingan.

Piagam Komite Audit

Komite Audit memiliki sebuah pedoman atau acuan kerja dalam menjalankan tugas dan tanggung jawabnya berupa Piagam Komite Audit berdasarkan Keputusan Dewan Komisaris dengan Nokep: S.15-DEKOM/VIII/2021 tanggal 31 Agustus 2021, yang mengatur mengenai:

Bab I Pendahuluan
Pengertian Umum
Dasar Hukum
Bab II Keanggotaan Anggota Komite
Struktur Organisasi
Persyaratan Keanggotaan
Keahlian
Masa Kerja
Pengungkapan Independensi
Bab III Ruang Lingkup Pekerjaan Komite Audit
Mekanisme Kerja
Uraian Tugas
Tanggung Jawab
Kewenangan
Kewajiban
Larangan
Bab IV Tata Tertib Komite Audit
Kode Etik
Waktu Kerja
Rapat
Pengaturan Hak Suara
Kebijakan Kehadiran Rapat
Penyusunan Risalah Rapat
Mekanisme Surat Menyurat
Bab V Pelaporan Komite Audit
Bab VI Pemeliharaan Piagam Komite Audit

a. Implementation of the duties of the Intern Audit Work Unit;
b. Conformity of the audit done by the Public Accounting Firm with the applicable auditing standards;
c. Conformity of financial statements with applicable accounting standards;
d. Implementation of follow-up by the Board of Directors on the findings of the Intern Audit Unit, the Intern Audit Unit of PT Bank Rakyat Indonesia (Persero), Tbk., the public accounting firm, the results of the supervision of the Financial Services Authority (OJK) and the results of the supervision of the External Auditor

2. Provide recommendations regarding the appointment of a Public Accounting Firm to the Board of Commissioners to be submitted to the General Meeting of Shareholders, taking into account the independence, scope of assignment and fees for the Public Accounting Firm; unless the appointment of a Public Accounting Firm has been decided in the GMS;
3. Reviewing complaints both related to the accounting process, as well as other complaints;
4. Review and provide advice to the Board of Commissioners regarding potential conflicts of interest.

Audit Committee Charter

The Audit Committee has a work guideline or reference in carrying out its duties and responsibilities in the form of an Audit Committee Charter based on the Decision of the Board of Commissioners with Nokep: S.15-DEKOM/VIII/2021 dated August 31, 2021, which regulates:

Chapter I Introduction
General Understanding
Legal basis
Chapter II Membership of Committee Members
Organizational structure
Membership Requirements
Expertise
Years of service
Independent Disclosure
Chapter III Scope of Work of the Audit Committee
Work mechanism
Job description
Responsibility
Authority
Obligation
Prohibition
Chapter IV Audit Committee Rules
Code of Ethics
Working time
Meeting
Voting Rights Settings
Meeting Attendance Policy
Preparation of Minutes of Meeting
Correspondence Mechanism
Chapter V Audit Committee Report
Chapter VI Audit Committee Charter Maintenance

Wewenang Komite Audit

Dalam menjalankan tugasnya, Komite Audit memiliki kewenangan untuk:

1. Mengakses dokumen, data, dan informasi Perusahaan tentang karyawan, dana, aset, dan sumber daya Perusahaan yang diperlukan sesuai dengan bidang tugasnya atas perintah Dewan Komisaris;
2. Berkomunikasi langsung dengan karyawan, termasuk Direksi dan pihak yang menjalankan fungsi audit intern, manajemen risiko, kepatuhan dan Akuntan Publik terkait tugas dan tanggung jawab Komite Audit;
3. Melibatkan pihak independen di luar anggota Komite Audit yang diperlukan untuk membantu pelaksanaan tugasnya (jika diperlukan);
4. Atas ijin tertulis dari Dewan Komisaris, Komite dapat membantu tugas Dewan Pengawas Syariah;
5. Melakukan kewenangan lain yang diberikan oleh Dewan Komisaris.

Authority of the Audit Committee

In carrying out its duties, the Audit Committee has the authority to:

1. Accessing the Company's documents, data, and information regarding the Company's employees, funds, assets, and resources that are required in accordance with their field of duty on the orders of the Board of Commissioners;
2. Communicate directly with employees, including the Board of Directors and those who carry out the functions of internal audit, risk management, compliance and Public Accountants regarding the duties and responsibilities of the Audit Committee;
3. Involving independent parties other than members of the Audit Committee as needed to assist them in carrying out duties (if deemed necessary);
4. Upon written permission from the Board of Commissioners, the Committee may assist the duties of the Sharia Supervisory Board;
5. Perform other authorities given by the Board of Commissioners.

Masa Jabatan Komite Audit

Masa jabatan Komite Audit diatur dalam Piagam Komite Audit adalah sebagai berikut:

1. Masa kerja anggota komite yang bukan merupakan anggota Dewan Komisaris Perusahaan sama dengan masa kerja anggota Dewan Komisaris yang ditetapkan dalam Anggaran Dasar Perusahaan dan dapat dipilih kembali hanya untuk satu periode berikutnya, dengan tidak mengurangi hak Dewan Komisaris untuk memberhentikannya sewaktu-waktu.
2. Anggota Komite yang merupakan anggota Dewan Komisaris, berhenti dengan sendirinya, apabila masa jabatannya sebagai Dewan Komisaris berakhir.

The Service of The Audit Committee

The Audit Committee tenure is governed by the BRILife Audit Committee Charter as follows:

1. The term of office of a committee member who is not a member of the Board of Commissioners of the Company is the same as the term of office of a member of the Board of Commissioners stipulated in the Articles of Association of the Company and can be re-elected for only one subsequent period, without prejudice to the right of the Board of Commissioners to dismiss him at any time.
2. Committee Members who are members of the Board of Commissioners, terminate automatically, if their term of office as Board of Commissioners ends.

Struktur, Keanggotaan dan Keahlian Komite Audit

Structure, Membership and Expertise of the Audit Committee

Susunan Anggota Komite Audit Periode 11 Januari 2021 sampai dengan 18 April 2021
Members of the Audit Committee For the Period of January 11, 2021 to April 18, 2021

No.	Nama Name	Jabatan Position	Keterangan Information	Keahlian Expertise
1	Eko Wahyu Andriastono	Ketua Chairman	Komisaris Independen Independent Commissioner	Perbankan, Manajemen Banking, Management
2	Premita Fifi Widhiawati	Anggota Member	Komisaris Independen Independent Commissioner	Ilmu Hukum Legal studies
3	Dwi Lilis Ernawati	Anggota Member	Pihak Independen Bidang Audit Independent Party for Audit	Perbankan, Audit Banking, Audit
4	Hanung Budiarto	Anggota Member	Ex Officio (Kepala SKAI) Ex Officio (Head of SKAI)	Asuransi, Aktuaris, Audit Insurance, Actuary, Audit

Susunan Anggota Komite Audit Periode 19 April 2021 sampai dengan 01 Juni 2021
Composition of Members of the Audit Committee Period April 19, 2021 to June 01, 2021

No.	Nama Name	Jabatan Position	Keterangan Information	Keahlian Expertise
1	Ubaidillah Nugraha	Ketua Chairman	Komisaris Independen Independent Commissioner	Ekonomi, Manajemen Investasi, Audit Economics, Investment Management, Audit
2	Premita Fifi Widhiawati	Anggota Member	Komisaris Independen Independent Commissioner	Ilmu Hukum Legal studies
3	Jonathan Hekster	Anggota Member	Komisaris Commissioner	Asuransi, Keuangan Insurance, Finance
4	Dwi Lilis Ernawati	Anggota Member	Pihak Independen Bidang Audit Independent Party for Audit	Perbankan, Audit Banking, Audit
5	Hanung Budiarto	Anggota Member	Ex Officio (Kepala SKAI) Ex Officio (Head of SKAI)	Asuransi, Aktuaris, Audit Insurance, Actuary, Audit

Susunan Anggota Komite Audit Periode 02 Juni 2021 sampai dengan 31 Desember 2021
Composition of Members of the Audit Committee Period June 02, 2021 to December 31, 2021

No.	Nama Name	Jabatan Position	Keterangan Information	Keahlian Expertise
1	Ubaidillah Nugraha	Ketua Chairman	Komisaris Independen Independent Commissioner	Ekonomi, Manajemen Investasi, Audit Economics, Investment Management, Audit
2	Premita Fifi Widhiawati	Anggota Member	Komisaris Independen Independent Commissioner	Ilmu Hukum Legal studies
3	Jonathan Hekster	Anggota Member	Komisaris Commissioner	Asuransi, Keuangan Insurance, Finance
4	Dwi Lilis Ernawati	Anggota Member	Pihak Independen Bidang Audit Independent Party for Audit	Perbankan, Audit Banking, Audit
5	Rahayu	Anggota Member	Ex Officio (Kepala SKAI) Ex Officio (Head of SKAI)	Audit, Perbankan Banking, Audit

Profil Komite Audit

Profil Komite Audit per 31 Desember 2021 adalah sebagai berikut.

Audit Committee Profile

The profile of the Audit Committee as of December 31, 2021 is as follows.

Ubaidillah Nugraha
Ketua Komite Audit / Chairman of the Audit Committee

Profil dapat dilihat pada bagian Profil Dewan Komisaris
Profile can be seen in the Profile of the Board of Commissioners

Premita Fifi Widhiawati
Anggota Komite Audit / Audit Committee Member

Profil dapat dilihat pada bagian Profil Dewan Komisaris
Profile can be seen in the Profile of the Board of Commissioners

Jonathan Hekster

Anggota Komite Audit / Audit Committee Member

Profil dapat dilihat pada bagian Profil Dewan Komisaris
Profile can be seen in the Profile of the Board of Commissioners

Dwi Lilis Ernawati

Anggota Komite Audit / Audit Committee Member

Warga Negara Indonesia / Indonesian Citizen

Lahir di Pekalongan, 9 Desember 1964. Usia 57 tahun Per Desember 2021. / Born in Pekalongan, December 9, 1964. Age 57 As of December 2021.

Domisili di Ciputat, Tangerang Selatan / Domicile in Ciputat, Tangerang Selatan

RIWAYAT PENDIDIKAN
Educational Background

- S1 Hukum, Universitas Diponegoro, 1988
- S2 MM Agribisnis, Universitas Gadjah Mada, 2006

- S1 Law, Diponegoro University, 1988
- S2 MM Agribusiness, Gadjah Mada University, 2006

SERTIFIKASI
Certification

- Manajemen Risiko Level 1 dan Level 2, LSPP, tahun 2012
- Level Audit Supervisor – Audit Internal Bank, BNSP, tahun 2017
- PSAK 71 dan PSAK 73, Risk Manajement Guard, tahun 2019
- Risk Governance Profesional (CRGP), Risk Advisory & Performance, tahun 2019
- Assesor Kompetensi – Human Capital, BNSP – LSP BRI, tahun 2020
- General Banking 1, LSP BRI, tahun 2020

- Risk Management Level 1 and Level 2, LSPP, 2012
- Level Audit Supervisor – Audit Internal Bank, BNSP, tahun 2017
- PSAK 71 dan PSAK 73, Risk Manajement Guard, tahun 2019
- Risk Governance Profesional (CRGP), Risk Advisory & Performance, tahun 2019
- Assesor Kompetensi – Human Capital, BNSP – LSP BRI, tahun 2020
- General Banking 1, LSP BRI, tahun 2020

DASAR HUKUM PENGANGKATAN
Appointment History

Surat Keputusan Nokep:S.02-DEKOM/1/2021 Tgl. 11 Januari 2021 tentang Susunan Komite Audit Dewan Komisaris BRILife Tahun 2021

Decree Nokep: S.02-DEKOM/1/2021 Date. January 11, 2021 regarding the composition of the Audit Committee for the Board of Commissioners of BRILife in 2021

PENGALAMAN KERJA
Work Experience

- Senior Lecturer 4 Corporate University (01-09-2020 sd. 31-12-2020)
- Pejabat Level *Assistant Vice President* Penugasa di BRILife (01-10-2018 sd. 31-08-2020)
- Berpengalaman sebagai Auditor dan *Grup Head* Audit (01-02-2007 sd. 31-08-2020)

- Senior Lecturer 4 Corporate University (01-09-2020 untill 31-12-2020)
- Level Assistant Vice President Assignment Officer at BRILife (01-10-2018 untill 31-08-2020)
- Experienced as Auditor and Group Head Audit (01-02-2007 untill 31-08-2020)

PERIODE MENJABAT
Serving Period

11 Januari 2021 sd. sekarang

January 11, 2021 until now

RANGKAP JABATAN
Concurrent Position

-

-

Rahayu

Anggota Komite Audit / Audit Committee Member

Profil dapat dilihat pada bagian Profil Kepala Satuan Kerja Audit Intern
Profile can be seen in the Profile of the Head of the Internal Audit Unit

DASAR HUKUM PENGANGKATAN
Appointment History

- Keputusan Anggota Dewan Komisioner OJK, Nokep – 550/NB.11/2021, tgl 20 Agustus 2021, tentang Hasil Penilaian Kemampuan dan Kepatutan Sdr. Rahayu Selaku Calon Auditor Internal. PT. Asuransi BRI LIFE.
- Surat Keputusan Dewan Komisaris Nokep : S. 13 - DEKOM/VI/2021,
- Tanggal 02 Juni 2021 Tentang Penetapan Susunan Anggota Komite Audit PT Asuransi BRI Life.

- Decision of Members of the OJK Board of Commissioners, Nokep – 550/NB.11/2021, August 20, 2021, regarding the Fit and Proper Test Results Rahayu as Internal Auditor Candidate. PT. BRI LIFE Insurance.
- Decree of the Board of Commissioners Nokep : S. 13 - DEKOM/VI/2021,
- June 02, 2021 Regarding the Determination of the Composition of the Audit Committee of PT Asuransi BRI Life.

PERIODE MENJABAT
Serving Period

19 April 2021 sd. sekarang

April 19, 2021 until now

RANGKAP JABATAN
Concurrent Position

Kepala SKAI , tmt 1 Juni 2021 s/d sekarang

Head of SKAI, tmt June 1, 2021 until now

Independensi Komite Audit

Independence of the Audit Committee

Tabel Independensi Komite Audit
Table of Audit Committee Independence

Aspek Independensi Independence Aspect	Eko Wahyu Andriastono*	Ubaidillah Nugraha**	Premita Fifi Widhiawati	Dwi Lilis Ernawati	Betty Primayani***	Hanung Budiarto****	Jonathan Hekster*****	Rahayu**
Tidak memiliki hubungan keuangan dengan Dewan Komisaris dan Direksi Has no financial relationship with the Board of Commissioners and the Board of Directors	√	√	√	√	√	√	√	√
Tidak memiliki hubungan kepengurusan di perusahaan, anak perusahaan, maupun perusahaan afiliasi Does not have a management relationship in the company, subsidiary, or affiliated company	√	√	√	√	√	√	√	√

Aspek Independensi Independence Aspect	Eko Wahyu Andriastono*	Ubaidillah Nugraha**	Premita Fifi Widhiawati	Dwi Lilis Ernawati	Betty Primayani***	Hanung Budiarto****	Jonathan Hekster*****	Rahayu**
Tidak memiliki hubungan kepemilikan saham di perusahaan Does not have a share ownership relationship in the company	√	√	√	√	√	√	√	√
Tidak memiliki hubungan keluarga dengan Dewan Komisaris, Direksi, dan/atau sesama anggota Komite Audit Does not have a family relationship with the Board of Commissioners, Board of Directors, and/or fellow members of the Audit Committee	√	√	√	√	√	√	√	√
Tidak menjabat sebagai pengurus partai politik, pejabat dan pemerintah Do not serve as administrators of political parties, officials and government	√	√	√	√	√	√	√	√

* Diberhentikan dengan hormat sebagai Ketua Komite pada tanggal 19 April 2021.
** Diangkat sebagai Ketua Komite tmt. 19 April 2021 dan baru dinyatakan lulus FPT OJK tanggal 20 Agustus 2021.
*** Diberhentikan dengan hormat sebagai Anggota Komite pada tanggal 11 Januari 2021.
**** Diberhentikan dengan hormat sebagai Anggota Komite pada tanggal 02 Juni 2021.
***** Diangkat sebagai Anggota Komite tmt. 19 April 2021 dan baru dinyatakan lulus FPT OJK tanggal 25 Agustus 2021.

* Dismissed with honor as Chairman of the Committee on April 19, 2021.
** Appointed as Chairman of the Committee tmt. April 19, 2021 and has just passed the FPT OJK on August 20, 2021.
*** Dismissed with honor as a Committee Member on January 11, 2021.
**** Dismissed with honor as a Committee Member on June 02, 2021.
***** Appointed as Member of Committee tmt. April 19, 2021 and has just passed the FPT OJK on August 25, 2021.

Rapat Komite Audit

KEBIJAKAN RAPAT KOMITE AUDIT

Berdasarkan ketentuan yang tercantum dalam Piagam Komite Audit berdasarkan Keputusan Dewan Komisaris dengan Nokep: S.15-DEKOM/VIII/2021 tanggal 31 Agustus 2021, tercantum di dalamnya kebijakan rapat Komite Audit, sebagai berikut:

1. Komite Audit melakukan rapat Komite paling sedikit 1 (satu) kali dalam 2 (dua) bulan.
2. Penyelenggaraan rapat Komite Audit dapat dilaksanakan secara langsung dan atau secara sirkular.
3. Penyelenggaraan rapat Komite Audit secara langsung dapat dilakukan melalui teknologi telekonferensi, video konferensi, atau sarana media elektronik lainnya.
4. Rapat Komite Audit dapat diselenggarakan, apabila dihadiri oleh lebih dari separuh jumlah anggota.

Audit Committee Meeting

AUDIT COMMITTEE MEETING POLICY

Based on the provisions contained in the Audit Committee Charter based on the Decision of the Board of Commissioners with Nokep: S.15-DEKOM/VIII/2021 dated August 31, 2021, the policies for the Audit Committee meeting are as follows:

1. The Audit Committee holds Committee meetings at least 1 (one) time in 2 (two) months.
2. The Audit Committee meeting can be held directly or in a circular manner.
3. Direct Audit Committee meetings can be held through teleconferencing technology, video conferences, or other electronic media facilities.
4. Audit Committee meetings can be held, if attended by more than half of the total members.

5. Keputusan rapat Komite Audit terlebih dahulu dilakukan berdasarkan musyawarah untuk mufakat. Dalam hal ini tidak terjadi musyawarah untuk mufakat, pengambilan keputusan dilakukan berdasarkan suara terbanyak dengan prinsip 1 (satu) orang 1 (satu) suara.
6. Perbedaan pendapat (*dissenting opinions*) yang terjadi dalam keputusan rapat Komite Audit, dicantumkan secara jelas dalam risalah rapat Komite disertai alasan perbedaan pendapat tersebut.
7. Rapat Komite Audit dapat diselenggarakan melalui keputusan sirkuler (*circulair resolution*) yang mengikat di luar rapat komite, dengan syarat semua anggota komite menyetujui secara tertulis.
8. Komite Audit dapat juga mengambil keputusan yang sah tanpa mengadakan Rapat dengan ketentuan semua Anggota Komite Audit telah memberikan persetujuan secara tertulis. Keputusan yang diambil dengan cara demikian mempunyai kekuatan yang sama dengan keputusan yang diambil dengan sah dalam rapat.

5. The decision of the Audit Committee meeting is made based on deliberation for consensus. In this case there is no deliberation to reach consensus, the decision is made based on the majority vote with the principle of 1 (one) person 1 (one) vote.
6. Dissenting opinions that occur in the decisions of the Audit Committee meetings are clearly stated in the minutes of the Committee meetings along with the reasons for the dissenting opinions.
7. Audit Committee meetings can be held through binding circular resolutions outside the committee meeting, provided that all committee members agree in writing.
8. The Audit Committee can also make valid decisions without holding a meeting provided that all members of the Audit Committee have given written approval. Decisions taken in this way have the same power as decisions taken legally at a meeting.

Pelatihan dan/atau Peningkatan Kompetensi Komite Audit Pada Tahun 2021

Training and/or Competency Improvement of the Audit Committee In 2021

Nama Name	Jabatan Position	Jenis Pelatihan dan Materi Pengembangan Kompetensi /Pelatihan Types of Training and Development Materials Competence/Training	Waktu dan Tempat Pelaksanaan Time and place Implementation	Penyelenggara Organizer
Eko Wahyu Andriastono*	Ketua Chairman	Pelatihan dan/atau peningkatan kompetensi dapat dilihat pada bagian Pelatihan dan/atau Peningkatan Kompetensi Dewan Komisaris. Training and/or competency improvement can be seen in the Board of Commissioners' Training and/or Competency Improvement section.		
Ubaidillah Nugraha**	Ketua Chairman	Pelatihan dan/atau peningkatan kompetensi dapat dilihat pada bagian Pelatihan dan/atau Peningkatan Kompetensi Dewan Komisaris. Training and/or competency improvement can be seen in the Board of Commissioners' Training and/or Competency Improvement section.		
Premita Fifi Widhiawati	Anggota Member	Pelatihan dan/atau peningkatan kompetensi dapat dilihat pada bagian Pelatihan dan/atau Peningkatan Kompetensi Dewan Komisaris. Training and/or competency improvement can be seen in the Board of Commissioners' Training and/or Competency Improvement section.		
Dwi Lilis Ernawati	Anggota Member	Webinar Series Strategic Thinking and Competitive Strategy in A Changing Financial Environment Webinar Series Strategic Thinking and Competitive Strategy in A Changing Financial Environment	30 April 21 April 30, 2021	LSPMR
		OJK Webinar "Penerapan Governance, Risk & Compliance di Era Digital : Strategi dan Aksi" OJK Webinar "Penerapan Governance, Risk & Compliance di Era Digital : Strategi dan Aksi"	3 Juni 2021 June 3, 2021	OJK
		GRC Webinar Series "Managing Market Risk In Insurance Industry" GRC Webinar Series "Managing Market Risk In Insurance Industry"	29 Juni 2021 June 29, 2021	LSPMR - GRC Management
Betty Primayani***	Anggota Member	-	-	-
Hanung Budiarto****	Anggota Member	ISO 37001:2016	8 & 10 Maret 2021 March 8 & 10, 2021	
Jonathan Hekster*****	Anggota Member	Pelatihan dan/atau peningkatan kompetensi dapat dilihat pada bagian Pelatihan dan/atau Peningkatan Kompetensi Dewan Komisaris. Training and/or competency improvement can be seen in the Board of Commissioners' Training and/or Competency Improvement section.		

Nama Name	Jabatan Position	Jenis Pelatihan dan Materi Pengembangan Kompetensi /Pelatihan Types of Training and Development Materials Competence/Training	Waktu dan Tempat Pelaksanaan Time and place Implementation	Penyelenggara Organizer
Rahayu**	Anggota Member	Sertifikasi Certified Risk Governance Professional (CRGP)	24 – 27 Mei 2021 May 24 – 27, 2021	LSPMR
		Best Practices on Risk Agregation	2021, Jakarta	LSPMR
		Story Telling	2021, Jakarta	PT ASURANSI BRI LIFE
		Agile Organization	2021, Jakarta	PT ASURANSI BRI LIFE
		Webinar Digital Marketing for Financial Sector	2021, Jakarta	PT ASURANSI BRI LIFE
		Coaching Mentoring batch 3	2021, Jakarta	PT ASURANSI BRI LIFE

* Diberhentikan dengan hormat sebagai Ketua Komite pada tanggal 19 April 2021.
** Diangkat sebagai Ketua Komite tmt. 19 April 2021 dan baru dinyatakan lulus FPT OJK tanggal 20 Agustus 2021.
*** Diberhentikan dengan hormat sebagai Anggota Komite pada tanggal 11 Januari 2021.
**** Diberhentikan dengan hormat sebagai Anggota Komite pada tanggal 02 Juni 2021.
***** Diangkat sebagai Anggota Komite tmt. 19 April 2021 dan baru dinyatakan lulus FPT OJK tanggal 25 Agustus 2021.

* Dismissed with honor as Chairman of the Committee on April 19, 2021.
** Appointed as Chairman of the Committee tmt. April 19, 2021 and has just passed the FPT OJK on August 20, 2021.
*** Dismissed with honor as a Committee Member on January 11, 2021.
**** Dismissed with honor as a Committee Member on June 02, 2021.
***** Appointed as Member of Committee tmt. April 19, 2021 and has just passed the FPT OJK on August 25, 2021.

Laporan Singkat Pelaksanaan Kegiatan Komite Audit Tahun 2021

Pelaksanaan kegiatan Komite Audit pada tahun 2021 sebagai berikut:

1. Komite Audit dengan Satuan Kerja Audit Intern

Brief Report of the Activities of the Audit Committee In 2021

The implementation of the Audit Committee's activities in 2021 is as follows:

1. Audit Committee with Internal Audit Unit

No	Tugas Task	Pelaksanaan Implementation	Tanggal Pelaksanaan Implementation date
1	Menelaah dan memberikan rekomendasi persetujuan atas Perencanaan Audit Tahunan Reviewing and providing recommendations for approval of the Annual Audit Planning	1. Evaluasi Pelaksanaan Audit Tahun 2020 1. Evaluation of the 2020 Audit Implementation	18 Januari 2021 January 18, 2021
		2. Tindak Lanjut Rapat Tgl 20 Agt (PAT 2021 & Realisasinya, RPM audit internal & eksternal, termasuk *fraud* audit) 2. Follow-up to the Meeting on Aug 20 (PAT 2021 & its Realization, RPM for internal & external audits, including fraud audit)	29 September 21 September 29, 2021
		3. Realisasi PAT, RPM, *Monitoring Off Site* dan SBP 3. Realization of PAT, RPM, Off Site Monitoring and SBP	27 Oktober 2021 October 27, 2021
		4. Perencanaan Audit Tahunan Th. 2022 4. Annual Audit Planning 2022	23 November 2021 November 23, 2021
		5. *Progress* tindak lanjut rapat sebelumnya (realisasi PAT Th. 2021, RPM 2020 & 2021 dan temuan OJK & EY) 5. Progress of follow-up to previous meetings (realization of PAT 2021, RPM 2020 & 2021 and findings of FSA & EY)	23 November 2021 November 23, 2021
2	Menelaah laporan pokok-pokok hasil audit (LHA) secara triwulan Reviewing the report on the main results of the audit (LHA) on a quarterly basis	1. Evaluasi Pelaksanaan Audit SKAI Triwulan I 2021 1. Evaluation of SKAI Audit Implementation Quarter I 2021	27 April 2021 April 27, 2021
		2. Temuan Penting Audit Triwulan I 2021. 2. Important Findings of the First Quarter 2021 Audit.	27 April 2021 April 27, 2021
		3. Evaluasi Pelaksanaan Audit SKAI Triwulan 2 Th. 2021 3. Evaluation of the Implementation of the 2nd Quarter SKAI Audit. 2021	23 Juli 2021 July 23, 2021
		4. Temuan Penting Audit Triwulan 2 Th. 2021 4. Important Audit Findings Quarter 2 Year 2021	23 Juli 2021 July 23, 2021
		5. Temuan Penting Audit Triwulan 3 Th. 2021 5. Important Findings of the 3rd Quarter Audit. 2021	29 September 2021 September 29, 2021

No	Tugas Task	Pelaksanaan Implementation	Tanggal Pelaksanaan Implementation date
3	Menelaah dan memberikan rekomendasi terhadap Penyelesaian Temuan Audit Eksternal dan Internal Reviewing and providing recommendations on the Completion of External and Internal Audit Findings	1. Tindaklanjut Penyelesaian Audit Eksternal Tahun 2019 & Tahun 2020 1. Follow-up on Completion of External Audit in 2019 & 2020	19 Februari 2021 February 19, 2021
		2. Realisasi Perbaikan Manajemen atas temuan Audit EY Th. 2019 dan 2020 2. Realization of Management Improvements on the findings of the EY Audit 2019 and 2020	27 April 2021 April 27, 2021
		3. Tindak lanjut hasil rapat Komite Audit Periode Januari sd. Mei 2021, termasuk tindak lanjut temuan KAP EY Th. 2020 3. Follow-up on the results of the Audit Committee meeting for the period January to. May 2021, including the follow-up to the findings of KAP EY 2020	9 Juni 2021 June 9, 2021
		4. Temuan dan Tindak Lanjut Temuan Audit sd. Kuartal 1 tahun 2021 4. Findings and Follow-up on Audit Findings untill 1st Quarter 2021	9 Juni 2021 June 9, 2021
		5. Tindak lanjut Penanganan *Fraud* dan *Recovery* 5. Follow-up Fraud Handling and Recovery	27 Oktober 2021 October 27, 2021
		6. Tindak lanjut Akun-akun bersaldo konstan dan lama temuan KAP EY 6. Follow-up on accounts with constant balance and duration of findings by KAP EY	27 Oktober 2021 October 27, 2021
4	Tugas Komite Audit lainnya Other Audit Committee Duties	1. Hasil Penelitian Pengadaan SIEM 1. SIEM Procurement Research Results	18 Januari 2021 January 18, 2021
		2. Laporan Spesial Audit Pengadaan Laptop 2. Laptop Procurement Special Audit Report	18 Januari 2021 January 18, 2021

2. Komite Audit dengan Akuntan Publik dan/atau Kantor Akuntan Publik

2. Audit Committee with Public Accountant and/or Public Accounting Firm

No	Tugas Task	Pelaksanaan Implementation	Tanggal Pelaksanaan Implementation date
1	Menelaah dan memberikan rekomendasi terhadap Penyelesaian Temuan Audit dari Kantor Akuntan Publik/ Audit Eksternal Reviewing and providing recommendations on the Completion of Audit Findings from Public Accounting Firms/External Audit	1. *Closing Meeting* KAP EY Perihal Lap Keuangan Th Buku 2020 1. KAP EY Closing Meeting Regarding the Financial Statement of the Year of the Book 2020	3 Maret 2021 March 3, 2021
		2. Temuan Penting, Saran dan Rekomendasi dari Auditor Eksternal atas Lap Keu 2020 2. Important Findings, Suggestions and Recommendations from External Auditors on the 2020 Financial Report	3 Maret 2021 March 3, 2021
		3. Hasil Audit Penugasan BRI oleh KAP EY 3. BRI Assignment Audit Results by KAP EY	27 Agustus 2021 August 27, 2021
		4. *Kick Off Meeting* KAP EY 4. Kick Off Meeting KAP EY	27 Agustus 2021 August 27, 2021

3. Internal Komite Audit

3. Internal Audit Committee

No	Tugas Task	Pelaksanaan Implementation	Tanggal Pelaksanaan Implementation date
1	Rekomendasi Komite Audit Audit Committee Recommendations	Usulan Penunjukkan Akuntan Publik untuk Pemeriksaan BRILife Proposed Appointment of Public Accountant for BRILife Examination	19 April 2021 April 19, 2021

4. Komite Audit dengan Manajemen

4. Audit Committee with Management

No	Tugas Task	Pelaksanaan Implementation	Tanggal Pelaksanaan Implementation date
1	Rekomendasi Komite Audit Audit Committee Recommendations	1. Laporan Kinerja (RKA & Realisasinya) BRH dan SAM Banjarmasin sd. bulan Juli 2021 1. Performance Report (RKA & Realization) BRH and SAM Banjarmasin untill July 2021	26 Agustus 2021 August 26, 2021
		2. Kendala-kendala yang dihadapi 2. The obstacles faced	26 Agustus 2021 August 26, 2021
		3. Dukungan yang dibutuhkan 3. Support needed	26 Agustus 2021 August 26, 2021

Komite Nominasi dan Remunerasi

Komite Nominasi dan Remunerasi memiliki tugas dan tanggung jawab untuk mendukung Dewan Komisaris dalam melaksanakan fungsi dan tugas Dewan Komisaris terkait remunerasi dan nominasi terhadap anggota Direksi dan anggota Dewan Komisaris. Termasuk di dalam tugas Komite Nominasi dan Remunerasi adalah mempersiapkan kandidat anggota Dewan Komisaris dan Direksi serta mengusulkan besaran remunerasi yang akan diterima.

Tugas dan Tanggung Jawab Komite Nominasi dan Remunerasi

Komite Nominasi dan Remunerasi memiliki tugas dan tanggung jawab untuk membantu Dewan Komisaris dalam hal remunerasi dan nominasi.

Bidang Remunerasi:

1. Memastikan Perseroan telah memiliki sistem remunerasi yang transparan dan menerapkan prinsip kehati-hatian dalam pemberian remunerasi, baik remunerasi yang bersifat tetap maupun bersifat variabel;
2. Melakukan evaluasi terhadap kebijakan remunerasi yang didasarkan atas kinerja risiko, kewajaran, sasaran, dan strategi jangka panjang Perusahaan, pemenuhan cadangan sebagaimana diatur dalam ketentuan peraturan perundang-undangan dan potensi pendapatan Perusahaan di masa yang akan datang;
3. Melakukan evaluasi secara berkala terhadap penerapan kebijakan remunerasi;
4. Menyampaikan hasil evaluasi dan rekomendasi kepada Dewan Komisaris mengenai struktur besaran remunerasi, kebijakan remunerasi bagi Direksi dan Dewan Komisaris, dan kebijakan remunerasi bagi pegawai secara keseluruhan;
5. Memastikan kebijakan remunerasi telah sesuai dengan ketentuan peraturan perundang-undangan;
6. Mengevaluasi piagam Komite Nominasi dan Remunerasi secara berkala disesuaikan dengan perkembangan ketentuan peraturan perundang-undangan.

Bidang Nominasi:

1. Menyusun dan memberikan rekomendasi mengenai sistem dan prosedur penilaian, pemilihan dan atau penggantian anggota Direksi, anggota Dewan Komisaris, dan Pejabat Eksekutif Perusahaan kepada Dewan Komisaris;
2. Memberikan rekomendasi mengenai calon anggota Direksi dan atau calon anggota Dewan Komisaris kepada Dewan Komisaris;
3. Memberikan rekomendasi mengenai pihak independen yang akan menjadi anggota Komite Audit dan anggota Komite Pemantau Risiko;
4. Membantu Dewan Komisaris melakukan penilaian kinerja anggota Direksi dan anggota Dewan Komisaris;

Nomination and Remuneration Committee

The Nomination and Remuneration Committee has duties and responsibilities to support the Board of Commissioners in carrying out the functions and duties of the Board of Commissioners related to the remuneration and nomination of members of the Board of Directors and members of the Board of Commissioners. Included in the duties of the Nomination and Remuneration Committee are preparing candidates for members of the Board of Commissioners and the Board of Directors and proposing the amount of remuneration to be received.

Duties and Responsibilities of the Nomination and Remuneration Committee

The Nomination and Remuneration Committee has duties and responsibilities to assist the Board of Commissioners in terms of remuneration and nominations.

Remuneration Area:

1. Ensure that the Company has a transparent remuneration system and applies prudential principles in the provision of remuneration, both fixed and variable remuneration;
2. Evaluate the remuneration policy based on the Company's risk performance, fairness, targets and long-term strategy, fulfillment of reserves as stipulated in the laws and regulations and the Company's potential future earnings;
3. Periodically evaluate the implementation of the remuneration policy;
4. Submit evaluation results and recommendations to the Board of Commissioners regarding the structure of the amount of remuneration, remuneration policies for the Board of Directors and the Board of Commissioners, and remuneration policies for employees as a whole;
5. Ensure that the remuneration policy is in accordance with the provisions of the legislation;
6. Evaluate the charter of the Nomination and Remuneration Committee on a regular basis in accordance with the development of the provisions of the legislation.

Nomination Field:

1. Prepare and provide recommendations on systems and procedures for the assessment, selection and or replacement of members of the Board of Directors, members of the Board of Commissioners, and Executive Officers of the Company to the Board of Commissioners;
2. Provide recommendations regarding candidates for members of the Board of Directors and or candidates for members of the Board of Commissioners to the Board of Commissioners;
3. Provide recommendations on independent parties who will become members of the Audit Committee and members of the Risk Monitoring Committee;
4. Assist the Board of Commissioners in assessing the performance of members of the Board of Directors and members of the Board of Commissioners;

5. Mengevaluasi piagam Komite Nominasi dan Remunerasi secara berkala disesuaikan dengan perkembangan ketentuan peraturan perundang-undangan.

Piagam Komite Nominasi dan Remunerasi

Sebagai pedoman atau acuan kerja, Komite Nominasi dan Remunerasi memiliki Piagam Komite Nominasi dan Remunerasi yang secara berkala disesuaikan dengan perkembangan ketentuan peraturan perundangan. Pengkinian dari Piagam Komite Nominasi dan Remunerasi dilaksanakan terakhir kali pada tanggal 31 Agustus 2021 berdasarkan Keputusan Dewan Komisaris dengan Nokep: S.17-DEKOM/VIII/2021.

Piagam Komite Nominasi dan Remunerasi antara lain mengatur tentang:

Bab I Pendahuluan
Pengertian Umum
Dasar Hukum
Bab II Keanggotaan Anggota Komite
Struktur Organisasi
Persyaratan Keanggotaan
Keahlian
Masa Kerja
Pengungkapan Independensi
Bab III Ruang Lingkup Pekerjaan Komite Remunerasi dan Nominasi
Mekanisme Kerja
Uraian Tugas
Tanggung Jawab
Kewenangan
Kewajiban
Larangan
Bab IV Tata Tertib Komite Remunerasi dan Nominasi
Kode Etik
Waktu Kerja
Rapat
Pengaturan Hak Suara
Kebijakan Kehadiran Rapat
Penyusunan Risalah Rapat
Mekanisme Surat Menyurat
Bab V Pelaporan Komite Remunerasi dan Nominasi

Bab VI Pemeliharaan Piagam Komite Remunerasi dan Nominasi

Wewenang Komite Nominasi dan Remunerasi

Dalam menjalankan tugasnya, Komite Nominasi dan Remunerasi memiliki wewenang untuk:

1. Mengakses dokumen, data, dan informasi Perusahaan tentang karyawan, dana, aset, dan sumber daya Perusahaan yang diperlukan sesuai dengan bidang tugasnya atas perintah Dewan Komisaris;

5. Evaluate the charter of the Nomination and Remuneration Committee periodically in accordance with the development of the provisions of the legislation.

Nomination and Remuneration Committee Charter

As a work guide or reference, the Nomination and Remuneration Committee has a Nomination and Remuneration Committee Charter which is periodically adjusted to the development of the provisions of the legislation. The update of the Nomination and Remuneration Committee Charter was last carried out on August 31, 2021 based on the Decision of the Board of Commissioners with Nokep: S.17-DEKOM/VIII/2021.

The Nomination and Remuneration Committee Charter regulates:

Chapter I Introduction
General Understanding
Legal basis
Chapter II Membership of Committee Members
Organizational structure
Membership Requirements
Expertise
Years of service
Independent Disclosure
Chapter III Scope of Work of the Remuneration and Nomination Committee
Work mechanism
Job description
Responsibility
Authority
Obligation
Prohibition
Chapter IV Remuneration and Nomination Committee Rules
Code of Ethics
Working time
Meeting
Voting Rights Settings
Meeting Attendance Policy
Preparation of Minutes of Meeting
Correspondence Mechanism
Chapter V Remuneration and Nomination Committee Reporting
Chapter VI Remuneration and Nomination Committee Charter Maintenance

Authority of the Nomination and Remuneration Committee

In carrying out its duties, the Nomination and Remuneration Committee has the authority to:

1. Access Company documents, data, and information regarding the Company's employees, funds, assets, and resources that are required in accordance with their field of duty on the orders of the Board of Commissioners;

2. Berkomunikasi langsung dengan karyawan, termasuk Direksi dan pihak yang menjalankan fungsi audit intern, manajemen risiko, kepatuhan dan Akuntan Publik terkait tugas dan tanggung jawab Komite Nominasi dan Remunerasi;
3. Melibatkan pihak independen di luar anggota Komite Nominasi dan Remunerasi yang diperlukan untuk membantu pelaksanaan tugasnya (jika diperlukan);
4. Atas ijin tertulis dari Dewan Komisaris, Komite dapat membantu tugas Dewan Pengawas Syariah;
5. Melakukan kewenangan lain yang diberikan oleh Dewan Komisaris.

2. Communicate directly with employees, including the Board of Directors and those who carry out the functions of internal audit, risk management, compliance and Public Accountants regarding the duties and responsibilities of the Nomination and Remuneration Committee;
3. Involve independent parties other than the members of the Nomination and Remuneration Committee as needed to assist in carrying out their duties (if needed);
4. With written permission from the Board of Commissioners, the Committee may assist the duties of the Sharia Supervisory Board;
5. Perform other authorities given by the Board of Commissioners.

Masa Jabatan Komite Nominasi dan Remunerasi

Masa jabatan Komite Nominasi dan Remunerasi diatur dalam Piagam Komite Nominasi dan Remunerasi adalah sebagai berikut:

1. Masa kerja anggota komite yang bukan merupakan anggota Dewan Komisaris Perusahaan sama dengan masa kerja anggota Dewan Komisaris yang ditetapkan dalam Anggaran Dasar Perusahaan dan dapat dipilih kembali hanya untuk satu periode berikutnya, dengan tidak mengurangi hak Dewan Komisaris untuk memberhentikannya sewaktu-waktu.
2. Anggota Komite yang merupakan anggota Dewan Komisaris, berhenti dengan sendirinya, apabila masa jabatannya sebagai Dewan Komisaris berakhir.

Term of Service of the Nomination and Remuneration Committee

The term of office of the Nomination and Remuneration Committee is regulated in the BRILife Nomination and Remuneration Committee Charter as follows:

1. The terms of office of the committee members who are not members of the Company's Board of Commissioners is the same as that of members of the Board of Commissioners stipulated in the Company's Articles of Association and can be reelected only for one further period, without prejudice to the right of the Board of Commissioners to dismiss them at any time;
2. Committee members who are members of the Board of Commissioners, resign automatically, when their term of office as the Board of Commissioners ends.

Struktur, Keanggotaan dan Keahlian Komite Nominasi dan Remunerasi

Structure, Membership and Expertise of the Nomination and Remuneration Committee

Susunan Anggota Komite Remunerasi dan Nominasi Periode 11 Januari 2021 sampai dengan 18 April 2021
Composition of Remuneration and Nomination Committee Members for the Period January 11, 2021 to April 18, 2021

No.	Nama Name	Jabatan Position	Keterangan Information	Keahlian Expertise
1	Eko Wahyu Andriastono	Ketua Chairman	Komisaris Independen Independent Commissioner	Perbankan, Manajemen Risiko Banking, Risk Management
2	Premita Fifi Widhiawati	Anggota Member	Komisaris Independen Independent Commissioner	Ilmu Hukum Legal studies
3	Betty Primayani	Anggota Member	Pihak Independen Bidang Remunerasi dan Nominasi Independent Party for Remuneration and Nomination	Asuransi, Manajemen Insurance, Management
4	Hermansyah	Anggota Member	Ex Officio (Kadiv Human Capital) Ex Officio (Head of Human Capital Division)	Perbankan, Human Capital Management Banking, Human Capital Management

Susunan Anggota Komite Remunerasi dan Nominasi Periode 19 April 2021 sampai dengan 01 Juni 2021
Composition of Remuneration and Nomination Committee Members for the Period April 19, 2021 to June 01, 2021

No.	Nama Name	Jabatan Position	Keterangan Information	Keahlian Expertise
1	Muhammad Syafri Rozi	Ketua Chairman	Komisaris Utama President Commissioner	Perbankan, Human Capital Management, Keuangan Banking, Human Capital Management, Finance

No.	Nama Name	Jabatan Position	Keterangan Information	Keahlian Expertise
2	Premita Fifi Widhiawati	Anggota Member	Komisaris Independen Independent Commissioner	Ilmu Hukum Legal studies
3	Siti Haniatunnisa	Anggota Member	Anggota Dewan Pengawas Syariah Sharia Supervisory Board Member	Ekonomi & Asuransi Syariah, Ilmu Hukum Sharia Economics & Insurance, Legal Studies
4	Kepala Divisi MSDM	Anggota Member	Ex Officio (Kadiv Human Capital) Ex Officio (Head of Human Capital Division)	Perbankan, Human Capital Management Banking, Human Capital Management

Susunan Anggota Komite Remunerasi dan Nominasi Periode 02 Juni 2021 sampai dengan 31 Desember 2021
Composition of Remuneration and Nomination Committee Members Period June 02, 2021 to December 31, 2021

No.	Nama Name	Jabatan Position	Keterangan Information	Keahlian Expertise
1	Muhammad Syafri Rozi	Ketua Chairman	Komisaris Utama President Commissioner	Perbankan, Human Capital Management, Keuangan Banking, Human Capital Management, Finance
2	Premita Fifi Widhiawati	Anggota Member	Komisaris Independen Independent Commissioner	Ilmu Hukum Legal studies
3	Siti Haniatunnisa	Anggota Member	Anggota Dewan Pengawas Syariah Sharia Supervisory Board Member	Ekonomi & Asuransi Syariah, Ilmu Hukum Sharia Economics & Insurance, Legal Studies
4	Joko Basuki Rahmad	Anggota Member	Pihak Independen Bidang Remunerasi dan Nominasi Independent Party for Remuneration and Nomination	Perbankan, Human Capital Management Banking, Human Capital Management
5	Hermansyah	Anggota Member	Ex Officio (Kadiv Human Capital) Ex Officio (Head of Human Capital Division)	Perbankan, Human Capital Management Banking, Human Capital Management

Profil Komite Nominasi dan Remunerasi

Nomination and Remuneration Committee Profile

Muhammad Syafri Rozi

Ketua Komite Nominasi dan Remunerasi / Chairman of the Nomination and Remuneration Committee

Profil dapat dilihat pada bagian Profil Dewan Komisaris
Profile can be seen in the Profile of the Board of Commissioners

Premita Fifi Widhiawati

Anggota Komite Nominasi dan Remunerasi / Member of the Nomination and Remuneration Committee

Profil dapat dilihat pada bagian Profil Dewan Komisaris
Profile can be seen in the Profile of the Board of Commissioners

Siti Haniatunnisa

Anggota Komite Nominasi dan Remunerasi / Member of the Nomination and Remuneration Committee

Profil dapat dilihat pada bagian Profil Dewan Pengawas Syariah
Profile can be seen in the Profile of the Sharia Supervisory Board

Joko Basuki Rahmad

Anggota Komite Nominasi dan Remunerasi / Member of the Nomination and Remuneration Committee

Warga Negara Indonesia / Indonesian Citizen

Lahir di Lumajang, 24 April 1965. Usia 56 tahun Per Desember 2021. / Born in Lumajang, April 24, 1965. Age 56 As of December 2021.

Domisili di Depok / Domicile in Depok

RIWAYAT PENDIDIKAN
Educational Background

- S1 Psikologi, Universitas Gadjah Mada. (1992)
- S2 Manajemen Pemasaran, Magister Manajemen Universitas Indonesia. (2004)

- S1 Psychology, Gadjah Mada University. (1992)
- S2 Marketing Management, Master of Management University of Indonesia. (2004)

SERTIFIKASI
Certification

- Sertifikasi Manajemen Risiko Perbankan Level 1 dan 2
- Sertifikasi Assessor Competency Based Assessment
- Sertifikasi Assessor Assessment Center
- Sertifikasi Assessor Manajer Human Capital (BNSP)
- Sertifikasi General Banking I

- Banking Risk Management Certification Level 1 and 2
- Assessor Competency Based Assessment Certification
- Assessor Assessment Center Certification
- Assessor Manajer Human Capital Certification (BNSP)
- General Banking I Certification

DASAR HUKUM PENGANGKATAN
Appointment History

Surat Keputusan Dewan Komisaris Nokep:S. 12-DEKOM/VI/2021 Tgl. 02 Juni 2021 tentang Susunan Komite Remunerasi dan Nominasi Dewan Komisaris BRILife Tahun 2021

Decree of the Board of Commissioners Nokep:S. 12-DEKOM/VI/2021 Date. 02 June 2021 regarding the Composition of the Remuneration and Nomination Committee for the Board of Commissioners of BRILife in 2021

PENGALAMAN KERJA
Work Experience

- Staf Divisi Manajemen Sumber Daya Manusia Bank Rakyat Indonesia, 1993-2007.
- Kepala Bagian Manajemen SDM Kator Wilayah BRI Padang, 2007-2008.
- Kepala Bagian Manajemen SDM Kantor Wilayah BRI Makassar, 2008-2012.
- Kepala Bagian Manajemen SDM Kantor Wilayah BRI Surabaya, 2012-2013.
- Head of Campus BRI Corporate University Medan, 2013-2017.
- Head of Campus BRI Corporate University Bandung, 2017-2019.
- Assistant VP Operational Departement BRI Corporate University, 2019-2020.
- VP Strategic Development BRI Corporate University, 2020-2021

- Staff of the Human Resources Management Division of Bank Rakyat Indonesia, 1993-2007.
- Head of Human Resources Management at BRI Padang Regional Office, 2007-2008.
- Head of HR Management Division of BRI Makassar Regional Office, 2008-2012.
- Head of HR Management Division of BRI Surabaya Regional Office, 2012-2013.
- Head of Campus BRI Corporate University Medan, 2013-2017.
- Head of Campus BRI Corporate University Bandung, 2017-2019.
- Assistant VP Operational Department BRI Corporate University, 2019-2020.
- VP Strategic Development BRI Corporate University, 2020-2021

PERIODE MENJABAT
Serving Period

2 Juni 2021 – sekarang

June 2, 2021 – now

RANGKAP JABATAN
Concurrent Position

Tidak ada

Nothing

Hermansyah

Anggota Komite Nominasi dan Remunerasi /
Member of the Nomination and Remuneration Committee

Warga Negara Indonesia / Indonesian Citizen

Lahir di Palembang, 07 Juni 1971. Usia 51 tahun Per Desember 2021. /
Born in Palembang, June 07, 1971. Age 51 As of December 2021.

Domisili di Palembang / Domicile in Palembang

RIWAYAT PENDIDIKAN
Educational Background

Sarjana Ekonomi (S1) Lulus tahun 1999

Bachelor of Economics (S1) 1999

SERTIFIKASI
Certification

CRGP, CODA

CRGP, CODA

DASAR HUKUM PENGANGKATAN
Appointment History

Surat Keputusan Dewan Komisaris Nokep:S.03-DEKOM/I/2021 Tgl. 11 Januari 2021 tentang Susunan Komite Remunerasi dan Nominasi Dewan Komisaris BRILife Tahun 2021

Decree of the Board of Commissioners Nokep: S.03-DEKOM/I/2021 Date. January 11, 2021 regarding the Composition of the Remuneration and Nomination Committee for the Board of Commissioners of BRILife in 2021

PENGALAMAN KERJA
Work Experience

- Regional HCBP Bandung Bank BRI, 1989 - 2020
- Kepala Divisi Human Capital BRILife, 2021 - sekarang

- Regional HCBP Bandung Bank BRI, 1989 - 2020
- Head of Human Capital Division BRILife, 2021 - now

PERIODE MENJABAT
Serving Period

11 Januari 2021 sd. sekarang

January 11, 2021 untill now

RANGKAP JABATAN
Concurrent Position

Kepala Divisi Human Capital BRILife

Head of BRILife's Human Capital Division

Independensi Komite Nominasi dan Remunerasi

Independence of the Nomination and Remuneration Committee

Tabel Independensi Komite Nominasi dan Remunerasi
Table of Nomination and Remuneration Committee Independence

Aspek Independensi Independence Aspect	Eko Wahyu Andriastono*	Muhammad Syafri Rozi**	Premita Fifi Widhiawati***	Nugroho Bayu Putranto****	Yulianto Kuat Santosa****	Siti Haniatunnisa**	Hermansyah***	Betty Primayani*****	Joko Basuki Rahmad******
Tidak memiliki hubungan keuangan dengan Dewan Komisaris dan Direksi Has no financial relationship with the Board of Commissioners and the Board of Directors	√	√	√	√	√	√	√	√	√

Aspek Independensi Independence Aspect	Eko Wahyu Andriastono*	Muhammad Syafri Rozi**	Premita Fifi Widhiawati***	Nugroho Bayu Putranto****	Yulianto Kuat Santosa****	Siti Haniatunnisa**	Hermansyah***	Betty Primayani*****	Joko Basuki Rahmad******
Tidak memiliki hubungan kepengurusan di perusahaan, anak perusahaan, maupun perusahaan afiliasi Does not have a management relationship in the company, subsidiary, or affiliated company	√	√	√	√	√	√	√	√	√
Tidak memiliki hubungan kepemilikan saham di perusahaan Does not have a share ownership relationship in the company	√	√	√	√	√	√	√	√	√
Tidak memiliki hubungan keluarga dengan Dewan Komisaris, Direksi, dan/atau sesama anggota Komite Nominasi dan Remunerasi Does not have a family relationship with the Board of Commissioners, Board of Directors, and/or fellow members of the Nomination and Remuneration Committee	√	√	√	√	√	√	√	√	√
Tidak menjabat sebagai pengurus partai politik, pejabat dan pemerintah Do not serve as administrators of political parties, officials and government	√	√	√	√	√	√	√	√	√

* Diberhentikan dengan hormat sebagai Ketua Komite pada tanggal 19 April 2021.
** Diangkat sebagai Ketua Komite tmt. 19 April 2021.
*** Diangkat sebagai Anggota Komite tmt. 11 Januari 2021.
**** Diberhentikan dengan hormat sebagai Anggota Komite pada tanggal 11 Januari 2021.
***** Diangkat sebagai Anggota Komite tmt. 11 Januari 2021 dan diberhentikan dengan hormat tanggal 19 April 2021.
****** Diangkat sebagai Anggota Komite tmt. 02 Juni 2021.

* Dismissed with honor as Chairman of the Committee on April 19, 2021.
** Appointed as Chairman of the Committee tmt. April 19, 2021.
*** Appointed as Member of Committee tmt. January 11, 2021.
**** Dismissed with honor as a Committee Member on January 11, 2021.
***** Appointed as Member of Committee tmt. January 11, 2021 and honorably discharged on April 19, 2021.
****** Appointed as Member of Committee tmt. June 02, 2021.

Rapat Komite Nominasi dan Remunerasi

KEBIJAKAN RAPAT KOMITE NOMINASI DAN REMUNERASI

Berdasarkan ketentuan yang tercantum dalam Piagam Komite Remunerasi dan Nominasi berdasarkan Keputusan Dewan Komisaris dengan Nokep: S.17-DEKOM/VIII/2021 tanggal 31 Agustus 2021, tercantum di dalamnya kebijakan rapat Komite Remunerasi dan Nominasi, sebagai berikut:

1. Komite Remunerasi dan Nominasi melakukan rapat Komite paling sedikit 1 (satu) kali dalam 3 (tiga) bulan.
2. Penyelenggaraan rapat Komite dapat dilaksanakan secara langsung dan atau secara sirkular.

Nomination and Remuneration Committee Meeting

NOMINATION AND REMUNERATION COMMITTEE MEETING POLICY

Based on the provisions contained in the Charter of the Remuneration and Nomination Committee based on the Decree of the Board of Commissioners with Nokep: S.17-DEKOM/VIII/2021 dated August 31, 2021, the policy for the Remuneration and Nomination Committee meeting is as follows:

1. The Remuneration and Nomination Committee meets at least 1 (one) time in 3 (three) months.
2. Committee meetings can be held directly or in a circular manner.

3. Penyelenggaraan rapat Komite secara langsung dapat dilakukan melalui teknologi telekonferensi, video konferensi, atau sarana media elektronik lainnya.
4. Rapat Komite dapat diselenggarakan, apabila dihadiri oleh lebih dari separuh jumlah anggota.
5. Keputusan rapat Komite terlebih dahulu dilakukan berdasarkan musyawarah untuk mufakat. Dalam hal ini tidak terjadi musyawarah untuk mufakat, pengambilan keputusan dilakukan berdasarkan suara terbanyak dengan prinsip 1 (satu) orang 1 (satu) suara.
6. Perbedaan pendapat (*dissenting opinions*) yang terjadi dalam keputusan rapat Komite, dicantumkan secara jelas dalam risalah rapat Komite disertai alasan perbedaan pendapat tersebut.
7. Rapat Komite dapat diselenggarakan melalui keputusan sirkuler (*circulair resolution*) yang mengikat di luar rapat komite, dengan syarat semua anggota komite menyetujui secara tertulis.
8. Komite dapat juga mengambil keputusan yang sah tanpa mengadakan Rapat dengan ketentuan semua Anggota Komite telah memberikan persetujuan secara tertulis. Keputusan yang diambil dengan cara demikian mempunyai kekuatan yang sama dengan keputusan yang diambil dengan sah dalam rapat.

3. Direct Committee meetings can be held through teleconferencing technology, video conferences, or other electronic media facilities.
4. Committee meetings can be held, if attended by more than half of the total members.
5. The decision of the Committee meeting is made based on deliberation for consensus. In this case there is no deliberation to reach consensus, the decision is made based on the majority vote with the principle of 1 (one) person 1 (one) vote.
6. Dissenting opinions that occur in the decisions of the Committee meetings are clearly stated in the minutes of the Committee meetings along with the reasons for the dissenting opinions.
7. Committee meetings can be held through binding circular resolutions outside the committee meeting, provided that all committee members agree in writing.
8. The Committee can also make valid decisions without holding a meeting provided that all Committee Members have given written approval. Decisions taken in this way have the same power as decisions taken legally at a meeting.

Laporan Singkat Pelaksanaan Kegiatan Komite Nominasi dan Remunerasi Tahun 2021

Brief Report of the Activities of the Nomination and Remuneration Committee In 2021

1. Nominasi Calon Pengurus Perseroan

1. Nomination of Candidates for Company Management

No.	Tanggal Date	Agenda
1	25 Juni 2021 June 25, 2021	Pembahasan dokumen *Self Assessment* calon Komisaris Independen Bpk. Ubaidillah Nugraha Discussion of the self-assessment document for the candidate for Independent Commissioner, Mr. Ubaidullah Nugraha
2	30 Juni 2021 June 30, 2021	Pembahasan dokumen *Self Assessment* calon Komisaris Bpk. Jonathan Hekster Discussion of the self-assessment document for the prospective Commissioner, Mr. Jonathan Hekster
3	6 Juli 2021 July 6, 2021	Pembahasan dokumen *Self Assessment* calon Direktur Bpk. Yosie William Iroth Discussion of the self-assessment document for Director candidate Mr. Yosie William Irot
4	7 Desember 2021 December 7, 2021	Pembahasan FPT OJK calon Direktur Bapak Lim Chet Ming Discussion of FPT OJK Director candidate Mr. Lim Chet Ming
5	7 Desember 2021 December 7, 2021	Pembahasan FPT OJK calon Direktur Bapak Sutadi Discussion on FPT OJK Director candidate Mr. Sutadi

2. Nominasi Calon Senior *Leader* Perseroan

2. Nomination of the Company's Senior Leader Candidates

No.	Tanggal Date	Agenda
1	25 Juni 2021 June 25, 2021	Pembahasan dokumen *Self Assessment* calon Ka. SKAI sdri. Rahayu Discussion of the self-assessment document for the candidate Ka. SKAI ms. Grace

3. *Review* dan Evaluasi Kebijakan Human Capital

3. Human Capital Policy Review and Evaluation

No.	Tanggal Date	Agenda
1	27 Januari 2021 January 27, 2021	1. Realisasi Program Kerja Divisi SDM Tahun 2020 1. Realization of HR Division Work Program 2020
		2. Rencana Program Pengembangan SDM (Karir dan Remunerasi) di Tahun 2021 2. HR Development Program Plan (Career and Remuneration) in 2021
2	10 Maret 2021 March 10, 2021	Evaluasi KPI Pekerja Th. 2020 & 2021 Employee KPI Evaluation 2020 & 2021
		Review Kebijakan SDM, termasuk proses digitalisasi terhadap kebutuhan SDM Perusahaan HR Policy Review, including the digitalization process for the Company's HR needs
3	6 April 2021 April 6, 2021	*Cascading* KPI Pekerja BRILife Tahun 2021 sesuai Persetujuan dari BRI Cascading KPI for BRILife Employees in 2021 according to the approval of BRI
4	24 Mei 2021 May 24, 2021	Kesiapan BRILife dalam Building Capability Digital Competency BRILife's Readiness in Building Capability Digital Competency
		Laporan Penyelesaian/Tindak Lanjut Pelanggaran Disiplin oleh Pekerja atau Petugas Penjualan yang terjadi sejak tahun 2019, 2020 dan 2021. Report on Settlement/Follow-Up of Discipline Violations by Employees or Sales Officers that have occurred since 2019, 2020 and 2021.
5	28 Juli 2021 July 28, 2021	1. Evaluasi Pelaksanaan Reorganisasi di BRILife 1. Evaluation of Reorganization Implementation at BRILife
		2. Evaluasi Transformasi MSDM menjadi Human Capital 2. Evaluation of HR Transformation into Human Capital
6	25 Agustus 2021 August 25, 2021	1. *Man Power Planning* & Manajemen Karir 1. Man Power Planning & Career Management
		2. Sistem Pengupahan 2. Remuneration System
7	24 September 2021 September 24, 2021	Penetapan *Top Talent* dan Program Pengembangannya Determination of Top Talent and Development Program
8	22 Oktober 2021 October 22, 2021	*Strategic Workforce Planning* (SWP) Strategic Workforce Planning (SWP)
9	19 November 2021 November 19, 2021	1. *Culture Activation Program* 1. Culture Activation Program
		2. Evaluasi Manajemen Karir 2. Career Management Evaluation
10	20 Desember 2021 December 20, 2021	1. Sistem Remunerasi Pekerja saat ini dan Rencana Perubahannya 1. Current Employee Remuneration System and Planned Changes
		2. KPI BOD-1 Tahun 2022 2. BOD-1 KPI 2022

4. *Review* Kebijakan dan Struktur Remunerasi Direksi & Komisaris

4. Review of Policy and Remuneration Structure for Directors & Commissioners

No.	Tanggal Date	Agenda
1	13 April 2021 April 13, 2021	1. Usulan Tantiem Pengurus dan Bonus Pekerja Th. 2020 1. Proposed Tantiem Management and Employee Bonuses for 2020
		1. Usulan Fasilitas Askes Purna Jabatan 2. Proposed Post-Service Health Insurance Facilities

Komite Pemantau Risiko

Komite Pemantau Risiko memiliki tugas dan tanggung jawab membantu Dewan Komisaris menjalankan fungsi pengawasan atas pengelolaan risiko di Perseroan, dan menilai efektivitas manajemen risiko yang diterapkan Perseroan, termasuk menilai toleransi risiko yang dapat diambil oleh Perusahaan.

Tugas dan Tanggung Jawab Komite Pemantau Risiko

Komite Pemantau Risiko bertugas membantu Dewan Komisaris dalam memantau pelaksanaan manajemen risiko serta menilai toleransi risiko yang dapat diambil oleh Perusahaan meliputi:

1. Menilai efektivitas manajemen risiko termasuk menilai toleransi risiko yang dapat diambil Perseroan;
2. Melakukan evaluasi secara berkala atas penerapan manajemen risiko;
3. Mengevaluasi piagam Komite Pemantau Risiko secara berkala disesuaikan dengan perkembangan ketentuan peraturan perundang-undangan;
4. Melakukan identifikasi hal-hal yang menurut Komite Pemantau Risiko memerlukan perhatian Dewan Komisaris;
5. Melakukan penugasan lain dari Dewan Komisaris.

Sepanjang penugasan tersebut telah ditetapkan dalam piagam Komite Pemantau Risiko. Selain itu, Komite Pemantau Risiko juga bertanggung jawab untuk membantu Dewan Komisaris dalam melaksanakan tugas pengawasan berkenaan dengan:

1. Mengevaluasi dan menganalisis secara berkala kecukupan kebijakan manajemen risiko dan memberikan pendapat berupa saran dan atau rekomendasi kepada Dewan Komisaris untuk perbaikan dan penyempurnaan kerangka kerja dan kebijakan Manajemen Risiko yang diperlukan;
2. Mengevaluasi dan menganalisis laporan profil risiko Perseroan secara berkala dan memberikan saran dan atau rekomendasi kepada Dewan Komisaris untuk perbaikan dan penyempurnaan yang diperlukan;
3. Memantau dan mengevaluasi kecukupan proses identifikasi, pengukuran, pemantauan, pengendalian dan sistem informasi manajemen risiko Perseroan serta memberikan saran dan atau rekomendasi kepada Dewan Komisaris untuk meningkatkan efektivitas dan kualitas penerapan Manajemen Risiko Perseroan;
4. Melakukan pengawasan dan mengevaluasi pelaksanaan tugas Komite Manajemen Risiko dan Divisi Manajemen Risiko serta memberikan saran dan atau rekomendasi kepada Dewan Komisaris untuk meningkatkan efektivitas pelaksanaan tugas Komite Manajemen Risiko dan Divisi Manajemen Risiko. Evaluasi pelaksanaan tugas Komite Manajemen Risiko dan Divisi Manajemen Risiko paling kurang dilaksanakan satu kali dalam setahun;

Risk Monitoring Committee

The Risk Monitoring Committee has the duties and responsibilities of assisting the Board of Commissioners in carrying out its supervisory function on risk management in the Company, and assessing the effectiveness of risk management implemented by the Company, including assessing the risk tolerance that can be taken by the Company.

Duties and Responsibilities of the Risk Monitoring Committee

The Risk Monitoring Committee is tasked with assisting the Board of Commissioners in monitoring the implementation of risk management and assessing the risk tolerance that can be taken by the Company, including:

1. Assessing the effectiveness of risk management including assessing the risk tolerance that the Company can take;
2. Periodically evaluate the implementation of risk management;
3. Evaluate the Risk Monitoring Committee Charter on a regular basis in accordance with the development of the provisions of the legislation;
4. Identifying matters which according to the Risk Monitoring Committee require the attention of the Board of Commissioners;
5. Performing other assignments from the Board of Commissioners.

As long as the assignment has been stipulated in the charter of the Risk Monitoring Committee. In addition, the Risk Monitoring Committee is also responsible for assisting the Board of Commissioners in carrying out its supervisory duties regarding:

1. Evaluate and analyse, on regularl basis, the adequacy of risk management policies and provide opinions in the form of suggestions and or recommendations to the Board of Commissioners for the improvement and refinement of the necessary Risk Management framework and policies;
2. Evaluate and analyze the Company's risk profile reports on a regular basis and provide suggestions and or recommendations to the Board of Commissioners for necessary improvements;
3. Monitor and evaluate the adequacy of the identification, measurement, monitoring, control and risk management information systems of the Company and provide advice and or recommendations to the Board of Commissioners to improve the effectiveness and quality of the implementation of the Company's Risk Management;
4. Supervise and evaluate the implementation of the duties of the Risk Management Committee and the Risk Management Division and provide advice and or recommendations to the Board of Commissioners to improve the effectiveness of the implementation of the tasks of the Risk Management Committee and the Risk Management Division. Evaluation of the implementation of the duties of the Risk Management Committee and the Risk Management Division is carried out at least once a year.

5. Mengevaluasi dan menganalisis pelaksanaan pengendalian risiko terjadinya *fraud* Perseroan paling kurang setiap semester dan memberikan saran, dan atau rekomendasi kepada Dewan Komisaris untuk meningkatkan kualitas pelaksanaan Penerapan Strategi Anti *Fraud* Perseroan;
6. Komite harus menjaga kerahasiaan dokumen, data, dan informasi Perusahaan baik dari pihak internal maupun pihak eksternal dan hanya digunakan untuk kepentingan pelaksanaan tugasnya.

Piagam Komite Pemantau Risiko

Komite Pemantau Risiko memiliki sebuah pedoman atau acuan kerja dalam menjalankan tugas dan tanggung jawabnya berupa Piagam atau *Board Charter* Komite Pemantau Risiko yang ditetapkan berdasarkan Keputusan Dewan Komisaris dengan Nokep: S.16-DEKOM/VIII/2021 tanggal 31 Desember 2021, yang mengatur mengenai:

Bab I Pendahuluan
Pengertian Umum
Dasar Hukum
Bab II Keanggotaan Anggota Komite
Struktur Organisasi
Persyaratan Keanggotaan
Keahlian
Masa Kerja
Bab III Pengungkapan Independensi
Bab IV Ruang Lingkup Pekerjaan Komite
Mekanisme Kerja
Uraian Tugas
Tanggung Jawab
Kewenangan
Larangan
Bab V Tata Tertib Komite Remunerasi dan Nominasi
Kode Etik
Waktu Kerja
Rapat
Pengaturan Hak Suara
Kebijakan Kehadiran Rapat
Penyusunan Risalah Rapat
Mekanisme Surat Menyurat
Bab VI Pelaporan Komite

Wewenang Komite Pemantau Risiko

Dewan Komisaris memberikan kewenangan kepada Komite Pemantau Risiko untuk:
1. Mengakses dokumen, data, dan informasi Perusahaan tentang karyawan, dana, aset, dan sumber daya lainnya milik Perusahaan yang diperlukan sesuai dengan bidang tugasnya atas perintah Dewan Komisaris;
2. Berkomunikasi langsung dengan karyawan, termasuk Direksi dan pihak yang menjalankan fungsi Audit Intern, Manajemen Risiko, Kepatuhan dan Akuntan Publik terkait tugas dan tanggung jawab Komite Pemantau Risiko;

5. Evaluate and analyze the implementation of the Company's fraud risk control at least every semester and provide advice, and or recommendations to the Board of Commissioners to improve the quality of the implementation of the Company's Anti-Fraud Strategy Implementation;
6. The Committee must maintain the confidentiality of the Company's documents, data, and information from both internal and external parties and is only used for the purpose of carrying out its duties.

Risk Monitoring Committee Charter

The Risk Monitoring Committee has a working guideline or reference in carrying out its duties and responsibilities in the form of a Risk Monitoring Committee Charter which is determined based on the Decision of the Board of Commissioners with Nokep: S.16-DEKOM/VIII/2021 dated December 31, 2021, which regulates:

Chapter I Introduction
General Understanding
Legal basis
Chapter II Membership of Committee Members
Organizational structure
Membership Requirements
Expertise
Years of service
Chapter III Independent Disclosure
Chapter IV Scope of Work of the Committee
Work mechanism
Job description
Responsibility
Authority
Prohibition
Chapter V Remuneration and Nomination Committee Rules
Code of Ethics
Working time
Meeting
Voting Rights Settings
Meeting Attendance Policy
Preparation of Minutes of Meeting
Correspondence Mechanism
Chapter VI Committee Report

Authority of the Risk Monitoring Committee

The Board of Commissioners authorizes the Risk Monitoring Committee to:
1. Access the Company's documents, data, and information regarding the Company's employees, funds, assets, and other resources that are needed in accordance with their field of duty upon the orders of the Board of Commissioners;
2. Communicate directly with employees, including the Board of Directors and those who carry out the functions of Internal Audit, Risk Management, Compliance and Public Accountants regarding the duties and responsibilities of the Risk Monitoring Committee;

3. Mendapatkan masukan atau saran dari pihak luar Perseroan yang berkaitan dengan tugasnya;
4. Memberikan pendapat dan rekomendasi kepada Dewan Komisaris dalam rangka peningkatan pengelolaan risiko Perseroan;
5. Memberikan pendapat dan rekomendasi kepada Dewan Komisaris dalam rangka peningkatan efektivitas pelaksanaan tugas Komite Manajemen Risiko dan Divisi Manajemen Risiko Perseroan;
6. Memberikan pendapat dan rekomendasi kepada Dewan Komisaris dalam rangka peningkatan kualitas pelaksanaan fungsi Kepatuhan Perseroan;
7. Memberikan pendapat dan rekomendasi kepada Dewan Komisaris dalam rangka peningkatan kualitas pelaksanaan Penerapan Strategi Anti *Fraud* Perseroan.

3. Obtain input or suggestions from parties outside the Company related to their duties;
4. Provide opinions and recommendations to the Board of Commissioners in order to improve the Company's risk management;
5. Provide opinions and recommendations to the Board of Commissioners in order to increase the effectiveness of the implementation of the duties of the Risk Management Committee and the Risk Management Division of the Company;
6. Provide opinions and recommendations to the Board of Commissioners in order to improve the quality of the implementation of the Company's Compliance function;
7. Provide opinions and recommendations to the Board of Commissioners in order to improve the quality of the implementation of the Company's Anti Fraud Strategy.

Masa Jabatan Komite Pemantau Risiko

Masa jabatan Komite Pemantau Risiko diatur dalam Piagam Komite Nominasi dan Remunerasi adalah sebagai berikut:

1. Masa kerja anggota komite yang bukan merupakan anggota Dewan Komisaris Perusahaan sama dengan masa kerja anggota Dewan Komisaris yang ditetapkan dalam Anggaran Dasar Perusahaan dan dapat dipilih kembali hanya untuk satu periode berikutnya, dengan tidak mengurangi hak Dewan Komisaris untuk memberhentikannya sewaktu-waktu.
2. Anggota Komite yang merupakan anggota Dewan Komisaris, berhenti dengan sendirinya, apabila masa jabatannya sebagai Dewan Komisaris berakhir.

Term of Service of the Risk Monitoring Committee

The term of office of the Risk Monitoring Committee is regulated in the Nomination and Remuneration Committee Charter as follows:

1. The tenure of committee members who are not members of the Company's Board of Commissioners is the same as that of members of the Board of Commissioners stipulated in the Company's Articles of Association and can be re-elected only for one further period, without prejudice to the right of the Board of Commissioners to dismiss them at any time.
2. Committee members who are members of the Board of Commissioners, resign automatically, when their term of office as the Board of Commissioners ends.

Struktur, Keanggotaan dan Keahlian Komite Pemantau Risiko

Structure, Membership and Expertise of the Risk Monitoring Committee

Susunan Anggota Komite Pemantau Risiko Periode 01 Januari 2021 sampai dengan 18 April 2021
Composition of Members of the Risk Monitoring Committee Period January 01, 2021 to April 18, 2021

No.	Nama Name	Jabatan Position	Keterangan Information	Keahlian Expertise
1	Mulabasa Hutabarat	Ketua Chairman	Komisaris Independen Independent Commissioner	Ekonomi, Manajemen Risiko Economics, Risk Management
2	Agus Haryadi	Anggota Member	Anggota Dewan Pengawas Syariah Sharia Supervisory Board Member	Ekonomi & Asuransi Syariah, Manajemen Risiko Sharia Economics & Insurance, Risk Management
3	Yossevian	Anggota Member	Pihak Independen Bidang Manajemen Risiko Independent Party for Risk Management	Perbankan, Manajemen Risiko Banking, Risk Management

Susunan Anggota Komite Pemantau Risiko Periode 19 April 2021 sampai dengan 31 Desember 2021
Composition of Members of the Risk Monitoring Committee Period April 19, 2021 to December 31, 2021

No.	Nama Name	Jabatan Position	Keterangan Information	Keahlian Expertise
1	Eko Wahyu Andriastono	Ketua Chairman	Komisaris Independen Independent Commissioner	Perbankan, Manajemen Risiko Banking, Risk Management
2	Jonathan Hekster	Anggota Member	Komisaris Commissioner	Asuransi, Keuangan Insurance, Finance
3	Agus Haryadi	Anggota Member	Anggota Dewan Pengawas Syariah Sharia Supervisory Board Member	Ekonomi & Asuransi Syariah, Manajemen Risiko Sharia Economics & Insurance, Risk Management
4	Yossevian	Anggota Member	Pihak Independen Bidang Manajemen Risiko Independent Party for Risk Management	Perbankan, Manajemen Risiko Banking, Risk Managementv

Profil Komite Pemantau Risiko

Risk Monitoring Committee Profile

Eko Wahyu Andriastono

Ketua Komite Pemantau Risiko / Chairman of the Risk Monitoring Committee

Profil dapat dilihat pada bagian Profil Dewan Komisaris
Profile can be seen in the Profile of the Board of Commissioners

Jonathan Hekster

Anggota Komite Pemantau Risiko / Member of the Risk Monitoring Committee

Profil dapat dilihat pada bagian Profil Dewan Komisaris
Profile can be seen in the Profile of the Board of Commissioners

Agus Haryadi

Anggota Komite Pemantau Risiko / Member of the Risk Monitoring Committee

Profil dapat dilihat pada bagian Profil Dewan Pengawas Syariah
Profile can be seen in the Profile of the Sharia Supervisory Board

Yossevian

Anggota Komite Pemantau Risiko / Member of the Risk Monitoring Committee

Warga Negara Indonesia / Indonesian Citizen

Lahir di Medan, 3 Mei 1963. Usia 59 tahun Per Desember 2021. / Born in Medan, May 3, 1963. Age 59 As of December 2021.

Domisili di Bogor / Domicile in Bogor

RIWAYAT PENDIDIKAN
Educational Background

- S1 Sarjana Ekonomi Perusahaan, Universitas Jayabaya, Jakarta, Tahun 1987
- Magister Manajemen Pemasaran, Sekolah Tinggi Manajemen IMMI, Jakarta, Tahun 2012

- Bachelor of Corporate Economics, Jayabaya University, Jakarta, Tahun 1987
- Master of Marketing Management, IMMI College of Management, Jakarta, Tahun 2012

SERTIFIKASI
Certification

Manajemen Risiko Level 1 & 2

Risk Management Level 1 & 2

DASAR HUKUM PENGANGKATAN
Appointment History

Surat Keputusan Dewan Komisaris PT Asuransi BRI Life Nokep.S.07-DEKOM/IV/2021 Tanggal 19 April 2021 Tentang Penetapan Susunan Anggota Komite Pemantau Risiko PT Asuransi BRI Life.

Decree of the Board of Commissioners of PT Asuransi BRI Life Nokep.S.07-DEKOM/IV/2021 Dated April 19, 2021 concerning the Determination of the Composition of the Risk Monitoring Committee of PT Asuransi BRI Life.

PENGALAMAN KERJA
Work Experience

- Pemimpin Cabang BRI Jakarta Palmerah, 1 Januari 2012 sd. 28 Februari 2014
- Kepala Bagian Dana & Jasa, BRI Kanwil Surabaya, 01 Maret 2014 sd. 30 September 2016
- Kepala Bagian Manajemen Risiko, BRI Kanwil Yogyakarta, 01 Oktober 2016 sd. 31 Desember 2018
- Kepala Bagian RPK, BRI Kanwil Jakarta 3, tmt 1 Januari 2019 sd. 31 Mei 2019
- Anggota Komite Pemantau Risiko, BRILife, tmt. 2 September 2019 sd. saat ini

- BRI Jakarta Palmerah Branch Manager, January 1, 2012 untill February 28, 2014
- Head of Funds & Services, BRI Regional Office Surabaya, March 01, 2014 untill September 30, 2016
- Head of Risk Management, BRI Yogyakarta Regional Office, October 01, 2016 untill December 31, 2018
- Head of RPK Division, BRI Jakarta Regional Office 3, tmt January 1, 2019 untill May 31, 2019
- Member of the Risk Monitoring Committee, BRILife, tmt. September 2, 2019 untill now

PERIODE MENJABAT
Serving Period

Tahun 2019 sd. sekarang

2019 until now

RANGKAP JABATAN
Concurrent Position

Tidak ada

Nothing

Independensi Komite Pemantau Risiko

Independence of Risk Monitoring Committee

Aspek Independensi Independence Aspect	Mulabasa Hutabarat*	Eko Wahyu Andriastono**	Jonathan Hekster***	Agus Haryadi	Yossevian
Tidak memiliki hubungan keuangan dengan Dewan Komisaris dan Direksi Has no financial relationship with the Board of Commissioners and the Board of Directors	√	√	√	√	√

Aspek Independensi Independence Aspect	Mulabasa Hutabarat*	Eko Wahyu Andriastono**	Jonathan Hekster***	Agus Haryadi	Yossevian
Tidak memiliki hubungan kepengurusan di perusahaan, anak perusahaan, maupun perusahaan afiliasi Does not have a management relationship in the company, subsidiary, or affiliated company	√	√	√	√	√
Tidak memiliki hubungan kepemilikan saham di perusahaan Does not have a share ownership relationship in the company	√	√	√	√	√
Tidak memiliki hubungan keluarga dengan Dewan Komisaris, Direksi, dan/atau sesama anggota Komite Pemantau Risiko Does not have a family relationship with the Board of Commissioners, Board of Directors, and/or fellow members of the Risk Monitoring Committee	√	√	√	√	√
Tidak menjabat sebagai pengurus partai politik, pejabat dan pemerintah Do not serve as administrators of political parties, officials and government	√	√	√	√	√

* Diberhentikan dengan hormat sebagai Ketua Komite pada tanggal 19 April 2021.
** Diangkat sebagai Ketua Komite tmt. 19 April 2021.
*** Diangkat sebagai Anggota Komite tmt. 19 April 2021 dan baru dinyatakan lulus FPT OJK tanggal 25 Agustus 2021

* Dismissed with honor as Chairman of the Committee on April 19, 2021.
** Appointed as Chairman of the Committee tmt. April 19, 2021.
*** Appointed as Member of Committee tmt. April 19, 2021 and has just passed the FPT OJK on August 25, 2021

Rapat Komite Pemantau Risiko

KEBIJAKAN RAPAT KOMITE PEMANTAU RISIKO

Berdasarkan ketentuan yang tercantum dalam Piagam Komite Pemantau Risiko berdasarkan Keputusan Dewan Komisaris dengan Nokep: S.16-DEKOM/VIII/2021 tanggal 31 Agustus 2021, tercantum di dalamnya kebijakan rapat Komite Pemantau Risiko, sebagai berikut:

1. Rapat Komite dilaksanakan paling sedikit 1 (satu) kali dalam 3 (tiga) bulan atau dapat diadakan setiap waktu bilamana dipandang perlu.
2. Rapat Komite diadakan di tempat kedudukan Perseroan atau tempat lain yang ditetapkan oleh Komite.
3. Pemanggilan rapat dilakukan secara tertulis yang ditandatangani oleh Ketua dan Anggota Komite yang berasal dari Dewan Komisaris.
4. Panggilan rapat tersebut di atas tidak diperlukan untuk rapat-rapat yang telah dijadwalkan berdasarkan keputusan rapat yang diadakan sebelumnya.
5. Rapat harus mencantumkan agenda rapat, tanggal, waktu dan tempat pelaksanaan rapat dan wajib dituangkan dalam risalah rapat yang didokumentasikan secara baik.
6. Rapat dapat mengundang Direktur yang membidangi Manajeme Risiko Perusahaan, dan/atau Kepala Audit Intern/ Kepala Divisi/Pejabat Eksekutif Perseroan untuk meminta penjelasan, pemaparan dan informasi terkait dengan agenda rapat.
7. Penyelenggaraan rapat Komite dapat dilaksanakan secara langsung dan atau secara sirkular.
8. Penyelenggaraan rapat Komite secara langsung dapat dilakukan melalui teknologi telekonferensi, video konferensi, atau sarana media elektronik lainnya.

Risk Monitoring Committee Meeting

RISK MONITORING COMMITTEE MEETING POLICY

Based on the provisions contained in the Charter of the Risk Monitoring Committee based on the Decision of the Board of Commissioners with Nokep: S.16-DEKOM/VIII/2021 dated August 31, 2021, the policy for the meeting of the Risk Monitoring Committee is stated as follows:

1. Committee meetings are held at least 1 (one) time in 3 (three) months or can be held at any time if deemed necessary.
2. Committee meetings are held at the domicile of the Company or other places determined by the Committee.
3. Invitations for meetings are made in writing signed by the Chairman and Committee Members from the Board of Commissioners.
4. The invitations for the meeting mentioned above are not required for meetings that have been scheduled based on the decisions of the meetings held previously.
5. The meeting must include the meeting agenda, date, time and place of the meeting and must be stated in the minutes of the meeting which are well documented.
6. The meeting may invite the Director in charge of Corporate Risk Management, and/or the Head of Internal Audit/Head of Division/Executive Officer of the Company to request explanations, presentations and information related to the meeting agenda.
7. Committee meetings can be held directly or in a circular manner.
8. Direct Committee meetings can be held through teleconferencing technology, video conferences, or other electronic media facilities.

9. Rapat Komite dapat diselenggarakan, apabila dihadiri oleh lebih dari separuh jumlah anggota.
10. Setiap rapat Komite dituangkan dalam risalah rapat yang ditandatangani oleh pemimpin rapat dan seluruh anggota Komite yang hadir.
11. Keputusan rapat Komite terlebih dahulu dilakukan berdasarkan musyawarah untuk mufakat. Dalam hal ini tidak terjadi musyawarah untuk mufakat, pengambilan keputusan dilakukan berdasarkan suara terbanyak dengan prinsip 1 (satu) orang 1 (satu) suara.
12. Perbedaan pendapat (*dissenting opinions*) yang terjadi dalam keputusan rapat Komite Audit, dicantumkan secara jelas dalam risalah rapat Komite disertai alasan perbedaan pendapat tersebut.

9. Committee meetings can be held, if attended by more than half of the total members.
10. Each Committee meeting is stated in the minutes of the meeting which is signed by the chairman of the meeting and all members of the Committee present.
11. The decision of the Committee meeting is made based on deliberation for consensus. In this case there is no deliberation to reach consensus, the decision is made based on the majority vote with the principle of 1 (one) person 1 (one) vote.
12. Dissenting opinions that occur in the decisions of the Audit Committee meetings are clearly stated in the minutes of the Committee meetings along with the reasons for the dissenting opinions.

Laporan Singkat Pelaksanaan Kegiatan Komite Pemantau Risiko Tahun 2021

Brief Report of the Activities of the Risk Monitoring Committee In 2021

No.	Ruang Lingkup Scope	Pelaksanaan Implementation	Agenda
1	*Review* dan Evaluasi Profil Risiko Risk Profile Review and Evaluation	25 Januari 2021 January 25, 2021	Profil Risiko Tahun 2020 2020 Risk Profile
		31 Maret 2021 March 31, 2021	*Risk Profile* yang lengkap/rinci sesuai format yang ditetapkan oleh DRM BRI Complete/detailed Risk Profile according to the format determined by BRI DRM
		12 Agustus 2021 August 12, 2021	Profil Risiko BRILife Konvensional dan Syariah BRILife Conventional and Sharia Risk Profile
		12 November 2021 November 12, 2021	Profil Risiko BRILife Konvensional dan Syariah BRILife Conventional and Sharia Risk Profile
2	Evaluasi dan Persetujuan Kebijakan Manajemen Risiko Evaluation and Approval of Risk Management Policy	26 Februari 2021 February 26, 2021	Evaluasi Kebijakan Manajemen Risiko sesuai POJK No.44 Th.2020 Evaluation of Risk Management Policy in accordance with POJK No.44 Th.2020
		1 September 2021 September 1, 2021	1. Evaluasi Kebijakan Manajemen Risiko Konvensional, sesuai POJK Nomor 44/POJK.05/2020 1. Evaluation of Conventional Risk Management Policies, according to POJK Number 44/POJK.05/2020
			2. Evaluasi Kebijakan Manajemen Risiko Syariah, sesuai POJK Nomor 44/POJK.05/2020 2. Evaluation of Sharia Risk Management Policy, according to POJK Number 44/POJK.05/2020
3	*Review* dan memberikan rekomendasi pembahasan *Stress Test* Review and provide recommendations for the discussion of Stress Test	9 Februari 2021 February 9, 2021	*Stress Test* Tahun 2021 berdasarkan Kinerja Tahun 2020 Stress Test 2021 based on 2020 Performance
		30 April 2021 April 30, 2021	*Stress Test* berdasarkan data bulan Maret 2021 Stress Test based on data for March 2021
		12 November 2021 November 12, 2021	*Stress Test* BRILife Konvensional dan Syariah berdasarkan data bulan September tahun 2021 Stress Test BRILife Conventional and Sharia based on September 2021 data

No.	Ruang Lingkup Scope	Pelaksanaan Implementation	Agenda
4	*Review* dan memberikan rekomendasi Mitigasi Risiko terhadap Proses Bisnis dan Pendukung Bisnis Perusahaan Review and provide recommendations for Risk Mitigation on the Company's Business Processes and Business Support	30 April 2021 April 30, 2021	Rasio Klaim AJK tahun 2020 dan tahun 2021 serta mitigasinya AJK Claim Ratio in 2020 and 2021 and its mitigation
		23 Juni 2021 June 23, 2021	1. Produk *Review/Lifecycle* 2. Profitabilitas Produk Asuransi BRI Life 3. Pengelolaan Reasuransi 1. Product Review/Lifecycle 2. Profitability of BRI Life Insurance Products 3. Reinsurance Management
		21 Juli 2021 July 21, 2021	1. Profitabilitas Produk Asuransi BRI Life 2. Pengelolaan Reasuransi 1. Profitability of BRI Life Insurance Products 2. Reinsurance Management
		12 Agustus 2021 August 12, 2021	Arsitektur dan *Security System* IT BRILife BRILife IT Architecture and Security System
		8 Desember 2021 December 8, 2021	1. Pengelolaan Investasi Unit Link dan Non Unit Link 1. Unit Linked and Non Unit Linked Investment Management
			2. Pengelolaan Persistensi Polis 2. Policy Persistence Management
		28 Mei 2021 May 28, 2021	1. Pencapaian Kinerja Investasi Tahun 2020 dan sd. Triwulan I Tahun 2021 2. Risiko Investasi dan Mitigasinya 3. Evaluasi Kinerja Manajer Investasi (MI) 1. Achievement of Investment Performance in 2020 and sd. First Quarter 2021 2. Investment Risk and Mitigation 3. Investment Manager Performance Evaluation (MI)
		7 - 8 Oktober 2021 October 7 – 8, 2021	1. Pencapaian Kinerja BRILife Wilayah Semarang & Yogyakarta (BRH, SAM dan CCC) 1. Performance Achievement of BRILife Semarang & Yogyakarta Region (BRH, SAM and CCC)
			2. Kendala-kendala yang dihadapi 2. Obstacles faced
			3. Dukungan yang dibutuhkan 3. Support needed

Komite Kebijakan dan Tata Kelola

Komite Kebijakan dan Tata Kelola dibentuk Dewan Komisaris untuk membantu tugas Dewan dalam mengkaji dan memantau penerapan Tata Kelola Perusahaan yang Baik secara menyeluruh serta menilai konsistensi penerapannya secara efektif dan efisien.

Tugas dan Tanggung Jawab Komite Kebijakan dan Tata Kelola

Tugas dan tanggung jawab Komite Kebijakan dan Tata Kelola adalah membantu Dewan Komisaris untuk:

1. Mengkaji kebijakan Tata Kelola Perusahaan yang Baik yang disusun oleh Direksi;
2. Menilai konsistensi penerapan Tata Kelola Perusahaan yang Baik, termasuk yang berkaitan dengan etika bisnis dan tanggung jawab sosial Perusahaan;
3. Mengevaluasi piagam Komite Kebijakan Tata Kelola Perusahaan secara berkala disesuaikan dengan perkembangan ketentuan peraturan perundangan;
4. Memberikan masukan dan atau rekomendasi kepada Dewan Komisaris dalam rangka pelaksanaan fungsi kepatuhan;
5. Membantu tugas Dewan Pengawas Syariah.

Policy and Governance Committee

The Policy and Governance Committee was formed by the Board of Commissioners to assist the Board in reviewing and monitoring the implementation of Good Corporate Governance as a whole and assessing the consistency of its implementation effectively and efficiently.

Duties and Responsibilities of the Policy and Governance Committee

The duties and responsibilities of the Policy and Governance Committee are to assist the Board of Commissioners to:

1. Reviewing Good Corporate Governance policies prepared by the Board of Directors;
2. Assessing the consistency of the implementation of Good Corporate Governance, including those related to business ethics and corporate social responsibility;
3. Evaluate the charter of the Corporate Governance Policy Committee periodically in accordance with the development of the provisions of the legislation;
4. Providing input and or recommendations to the Board of Commissioners in the context of implementing the compliance function;
5. Assisting the duties of the Sharia Supervisory Board.

Piagam Komite Kebijakan dan Tata Kelola

Dalam menjalankan tugas dan fungsinya, anggota Komite Kebijakan dan Tata Kelola senantiasa mengacu pada Piagam Komite Kebijakan dan Tata Kelola yang secara berkala disesuaikan dengan perkembangan ketentuan peraturan perundangan. Pengkinian Piagam Komite Kebijakan dan Tata Kelola terakhir dilaksanakan pada tanggal 31 Agustus 2021, berdasarkan Keputusan Dewan Komisaris dengan Nokep: S.18- DEKOM/VIII/2021.

Piagam Komite Kebijakan dan Tata Kelola mengatur mengenai:

Bab I Pendahuluan
- Pengertian Umum
- Dasar Hukum

Bab II Keanggotaan Anggota Komite
- Struktur Organisasi
- Persyaratan Keanggotaan
- Keahlian
- Masa Kerja
- Pengungkapan Independensi

Bab III Ruang Lingkup Pekerjaan Komite
- Mekanisme Kerja
- Uraian Tugas
- Tanggung Jawab
- Kewenangan
- Kewajiban
- Larangan

Bab IV Tata Tertib Komite
- Kode Etik
- Waktu Kerja
- Rapat
- Pengaturan Hak Suara
- Kebijakan Kehadiran Rapat
- Penyusunan Risalah Rapat
- Mekanisme Surat Menyurat

Bab V Pelaporan Komite

Bab VI Pemeliharaan Piagam Komite

Wewenang Komite Kebijakan dan Tata Kelola

Komite Kebijakan dan Tata Kelola memiliki wewenang untuk:

1. Mengakses dokumen, data, dan informasi Perusahaan tentang karyawan, dana, aset, dan sumber daya Perusahaan yang diperlukan sesuai dengan bidang tugasnya atas perintah Dewan Komisaris.
2. Berkomunikasi langsung dengan karyawan, termasuk Direksi dan pihak yang menjalankan fungsi audit intern, manajemen risiko, kepatuhan dan Akuntan Publik terkait tugas dan tanggung jawab Komite Kebijakan dan Tata Kelola.
3. Melibatkan pihak independen di luar anggota Komite Kebijakan dan Tata Kelola yang diperlukan untuk membantu pelaksanaan tugasnya (jika diperlukan).
4. Atas ijin tertulis dari Dewan Komisaris, Komite dapat membantu tugas Dewan Pengawas Syariah.

Policy and Governance Committee Charter

In carrying out their duties and functions, members of the Policy and Governance Committee always refer to the Policy and Governance Committee Charter which is periodically adjusted to developments in the provisions of laws and regulations. The latest update on the Policy and Governance Committee Charter was carried out on August 31, 2021, based on the Decision of the Board of Commissioners with Nokep: S.18- DEKOM/VIII/2021.

The Policy and Governance Committee Charter regulates:

Chapter I Introduction
- General Understanding
- Legal basis

Chapter II Membership of Committee Members
- Organizational structure
- Membership Requirements
- Skill
- Years of service
- Independent Disclosure

Chapter III Scope of Work of the Committee
- Work mechanism
- Job description
- Responsibility
- Authority
- Obligation
- Prohibition

Chapter IV Committee Rules
- Code of Ethics
- Working time
- Meeting
- Voting Rights Settings
- Meeting Attendance Policy
- Preparation of Minutes of Meeting
- Correspondence Mechanism

Chapter V Committee Report

Chapter VI Committee Charter Maintenance

Authority of the Policy and Governance Committee

The Policy and Governance Committee has the authority to:

1. Access Company documents, data, and information regarding the Company's employees, funds, assets, and resources that are required in accordance with their field of duty on the orders of the Board of Commissioners;
2. Communicate directly with employees, including the Board of Directors and those who carry out the functions of internal audit, risk management, compliance and Public Accountants regarding the duties and responsibilities of the Policy and Governance Committee;
3. Involve independent parties other than members of the Policy and Governance Committee as needed to assist in carrying out their duties (if needed);
4. With written permission from the Board of Commissioners, the Committee may assist the duties of the Sharia Supervisory Board;

5. Menyusun draf usulan arahan investasi untuk mendapat persetujuan Dewan Komisaris dan menjadi pedoman bagi Direksi dalam menyusun dan menetapkan kebijakan manajemen investasi.
6. Melakukan kewenangan lain yang diberikan oleh Dewan Komisaris.

5. Prepare a draft investment directive for approval from the Board of Commissioners and serve as a guide for the Board of Directors in formulating and establishing investment management policies.
6. Perform other authorities given by the Board of Commissioners.

Masa Jabatan Komite Kebijakan dan Tata Kelola

Masa jabatan Komite Pemantau Risiko diatur dalam Piagam Komite Pemantau Risiko adalah sebagai berikut:

1. Masa kerja anggota komite yang bukan merupakan anggota Dewan Komisaris Perusahaan sama dengan masa kerja anggota Dewan Komisaris yang ditetapkan dalam Anggaran Dasar Perusahaan dan dapat dipilih kembali hanya untuk satu periode berikutnya, dengan tidak mengurangi hak Dewan Komisaris untuk memberhentikannya sewaktu-waktu.

2. Anggota Komite yang merupakan anggota Dewan Komisaris, berhenti dengan sendirinya, apabila masa jabatannya sebagai Dewan Komisaris berakhir.

Term of Service of the Policy and Governance Committee

The term of office of the Risk Monitoring Committee is regulated in the Risk Monitoring Committee Charter as follows:

1. The term of office of the committee members who are not members of the Company's Board of Commissioners is the same as that of members of the Board of Commissioners stipulated in the Company's Articles of Association and can be re-elected only for one further period, without prejudice to the right of the Board of Commissioners to dismiss them at any time;
2. Committee members who are members of the Board of Commissioners, resign automatically, when their term of office as the Board of Commissioners ends.

Struktur, Keanggotaan dan Keahlian Komite Kebijakan dan Tata Kelola

Structure, Membership and Expertise of the Policy and Governance Committee

Susunan Anggota Komite Kebijakan Tata Kelola Perusahaan Periode 13 Januari 2021 sampai dengan 18 April 2021
Composition of Members of the Corporate Governance Policy Committee Period January 13, 2021 to April 18, 2021

No.	Nama Name	Jabatan Position	Keterangan Information	Keahlian Expertise
1	Premita Fifi Widhiawati	Ketua Chairman	Komisaris Independen Independent Commissioner	Ilmu Hukum Legal studies
2	Mulabasa Hutabarat	Anggota Member	Komisaris Independen Independent Commissioner	Ekonomi, Manajemen Risiko Economics, Risk Management
3	KH. DR. Mohamad Hidayat, MBA, MH	Anggota Member	Ketua Dewan Pengawas Syariah Chairman of the Sharia Supervisory Board	Ekonomi & Asuransi Syariah, Ilmu Hukum Sharia Economics & Insurance, Legal Studies
4	Yulianto Kuat Santosa	Anggota Member	Pihak Independen Bidang Kebijakan Tata Kelola Perusahaan Independent Party for Corporate Governance Policy	Ilmu Hukum, Perbankan Law, Banking

Susunan Anggota Komite Kebijakan Tata Kelola Perusahaan Periode 19 April 2021 sampai dengan 31 Desember 2021
Composition of Members of the Corporate Governance Policy Committee Period April 19, 2021 to December 31, 2021

No.	Nama Name	Jabatan Position	Keterangan Information	Keahlian Expertise
1	Premita Fifi Widhiawati	Ketua Chairman	Komisaris Independen Independent Commissioner	Ilmu Hukum Legal studies
2	KH. DR. Mohamad Hidayat, MBA, MH	Anggota Member	Ketua Dewan Pengawas Syariah Chairman of the Sharia Supervisory Board	Ekonomi & Asuransi Syariah, Ilmu Hukum Sharia Economics & Insurance, Legal Studies
3	Yulianto Kuat Santosa	Anggota Member	Pihak Independen Bidang Kebijakan Tata Kelola Perusahaan Independent Party for Corporate Governance Policy	Ilmu Hukum, Perbankan Law, Banking

No.	Nama Name	Jabatan Position	Keterangan Information	Keahlian Expertise
4	Yun Yun Maulana	Anggota Member	Ex Officio (Kadiv Legal & Kepatuhan) Ex Officio (Head of Legal & Compliance Division)	Ilmu Hukum, Perbankan Law, Banking

Policy and Governance Committee Profile

Profil Komite Kebijakan dan Tata Kelola

Premita Fifi Widhiawati

Ketua Komite Kebijakan dan Tata Kelola / Chairman of the Policy and Governance Committee

Profil dapat dilihat pada bagian Profil Dewan Komisaris
Profile can be seen in the Profile of the Board of Commissioners

KH. DR. Mohamad Hidayat, MBA, MH

Anggota Komite Kebijakan dan Tata Kelola / Member of the Policy and Governance Committee

Profil dapat dilihat pada bagian Profil Dewan Pengawas Syariah
Profile can be seen in the Profile of the Sharia Supervisory Board

Yulianto Kuat Santosa

Anggota Komite Kebijakan dan Tata Kelola Perusahaan /
Member of the Policy and Corporate Governance Committee

Profil dapat dilihat pada bagian Profil Sekretaris Dewan Komisaris
Profile can be seen in the Profile of the Board of Commissioners' Secretary

DASAR HUKUM PENGANGKATAN
Appointment History

Surat Keputusan Dewan Komisaris Nokep: S.04 - DEKOM/I/2021 tanggal 13 Januari 2021 Tentang Penetapan Susunan Anggota Komite Kebijakan Tata Kelola Perusahaan PT Asuransi BRI Life.

Decree of the Board of Commissioners Nokep: S.04 - DEKOM/I/2021 dated January 13, 2021 concerning the Determination of the Composition of the Members of the Corporate Governance Policy Committee of PT Asuransi BRI Life.

PERIODE MENJABAT
Serving Period

13 Januari 2021 sd. Sekarang

January 13, 2021 untill now

Yun Yun Maulana Bhakti

Anggota Komite Kebijakan Tata Kelola Perusahaan /
Member of the Corporate Governance Policy Committee

Warga Negara Indonesia / Indonesian Citizen

Lahir di Purwakarta, 17 Juni 1971. Usia 50 tahun Per Desember 2021. /
Born in Purwakarta, June 17, 1971. Age 50 As of December 2021.

Domisili di Jakarta / Domicile in Jakarta

RIWAYAT PENDIDIKAN
Educational Background

S1 Hukum Universitas Padjajaran Bandung

S1 Law Padjadjaran University Bandung

DASAR HUKUM PENGANGKATAN
Appointment History

SK Dewan Komisaris Nokep : S.09-DEKOM/IV/2021 tanggal 19 April 2021, secara ex Officio sebagai Kadiv Kepatuhan dan Hukum

Decree of the Board of Commissioners Nokep : S.09-DEKOM/IV/2021 dated April 19, 2021, ex Officio as Head of Compliance and Legal Division

PENGALAMAN KERJA
Work Experience

- Legal Officer Kanwil BRI Medan, 1998 - 2000
- Legal Officer Kanwil BRI Palembang, 2000 - 2004
- Wakabag SDM&Logistik Kanwil BRI Makassar, 2004 - 2008
- Wakabag Divisi Sentra Operasi Kanpus BRI Bagian Rekonsiliasi Sentra Operasi, 2008 - 2010
- Kabag Divisi Sentra Operasi Kanpus BRI Bagian Rekonsiliasi ATM, 2010 - 2014
- Kabag Divisi Sentra Operasi Kanpus BRI Bagian Fraud Banking Investigation, 2014 - 2017
- GH Advis 2 Divisi Hukum Kanpus BRI, 2017 - 2021
- Penugasan di Kadiv Kepatuhan & Hukum BRILife, 01 September 2021- sekarang

- Legal Officer of BRI Medan Regional Office, 1998 - 2000
- Legal Officer of BRI Palembang Regional Office, 2000 - 2004
- Deputy Head of HR & Logistics Regional Office of BRI Makassar, 2004 - 2008
- Deputy Head of Operations Center Division of BRI Kanpus Operation Center Reconciliation Section, 2008 - 2010
- Head of Operations Center Division of BRI Kanpus ATM Reconciliation Division, 2010 - 2014
- Head of the Operations Center Division of the BRI Office for Fraud Banking Investigation, 2014 - 2017
- GH Advis 2 Legal Division of BRI's Office of the Republic of Indonesia, 2017 - 2021
- Assignment at the Head of Compliance and Legal Division of BRILife, 01 September 2021- now

PERIODE MENJABAT
Serving Period

13 September 2021 - sekarang

September 13, 2021 - now

RANGKAP JABATAN
Concurrent Position

Kepala Divisi Kepatuhan dan Hukum

Head of Compliance and Legal Division

Independensi Komite Kebijakan dan Tata Kelola

Independence of the Policy and Governance Committee

Aspek Independensi Independence Aspect	Premita Fifi Widhiawati*	Mulabasa Hutabarat**	Mohamad Hidayat	Yulianto Kuat Santosa	Yun Yun Maulana***
Tidak memiliki hubungan keuangan dengan Dewan Komisaris dan Direksi Has no financial relationship with the Board of Commissioners and the Board of Directors	√	√	√	√	√
Tidak memiliki hubungan kepengurusan di perusahaan, anak perusahaan, maupun perusahaan afiliasi Does not have a management relationship in the company, subsidiary, or affiliated company	√	√	√	√	√
Tidak memiliki hubungan kepemilikan saham di perusahaan Does not have a share ownership relationship in the company	√	√	√	√	√
Tidak memiliki hubungan keluarga dengan Dewan Komisaris, Direksi, dan/atau sesama anggota Komite Kebijakan dan Tata Kelola Does not have a family relationship with the Board of Commissioners, Board of Directors, and/or fellow members of the Policy and Governance Committee	√	√	√	√	√
Tidak menjabat sebagai pengurus partai politik, pejabat dan pemerintah Do not serve as administrators of political parties, officials and government	√	√	√	√	√

* Diangkat sebagai Ketua Komite tmt. 13 Januari 2021.
** Diberhentikan dengan hormat sebagai Ketua Komite pada tanggal 13 Januari 2021 dan diangkat sebagai Anggota Komite tmt. 13 Januari 2021 serta diberhentikan dengan hormat tanggal 19 April 2021.
*** Diangkat sebagai Anggota Komite tmt. 19 April 2021.

* Appointed as Chairman of the Committee tmt. January 13, 2021.
** Dismissed with honor as Chairman of the Committee on January 13, 2021 and appointed as Member of the tmt Committee. January 13, 2021 and honorably discharged on April 19, 2021.
*** Appointed as Member of Committee tmt. April 19, 2021.

Rapat Komite Kebijakan dan Tata Kelola

KEBIJAKAN RAPAT KOMITE KEBIJAKAN DAN TATA KELOLA

Berdasarkan ketentuan yang tercantum dalam Piagam Komite Kebijakan Tata Kelola Perusahaan berdasarkan Keputusan Dewan Komisaris dengan Nokep: S.18-DEKOM/VIII/2021 tanggal 31 Agustus 2021, tercantum di dalamnya kebijakan rapat Komite Kebijakan Tata Kelola Perusahaan, sebagai berikut:

1. Komite melakukan rapat Komite paling sedikit 1 (satu) kali dalam 3 (tiga) bulan.
2. Penyelenggaraan rapat Komite dapat dilaksanakan secara langsung dan atau secara sirkular.
3. Penyelenggaraan rapat Komite secara langsung dapat dilakukan melalui teknologi telekonferensi, video konferensi, atau sarana media elektronik lainnya.
4. Rapat Komite dapat diselenggarakan, apabila dihadiri oleh lebih dari separuh jumlah anggota.
5. Keputusan rapat Komite terlebih dahulu dilakukan berdasarkan musyawarah untuk mufakat. Dalam hal ini tidak terjadi musyawarah untuk mufakat, pengambilan keputusan dilakukan berdasarkan suara terbanyak dengan prinsip 1 (satu) orang 1 (satu) suara.

Policy and Governance Committee Meeting

POLICY AND GOVERNANCE COMMITTEE MEETING

Based on the provisions contained in the Corporate Governance Policy Committee Charter based on the Decision of the Board of Commissioners with Nokep: S.18-DEKOM/VIII/2021 dated August 31, 2021, the policy for the meeting of the Corporate Governance Policy Committee is stated as follows:

1. The Committee meets at least 1 (one) time in 3 (three) months.
2. Committee meetings can be held directly or in a circular manner.
3. Direct Committee meetings can be held through teleconferencing technology, video conferences, or other electronic media facilities.
4. Committee meetings can be held, if attended by more than half of the total members.
5. The decision of the Committee meeting is made based on deliberation for consensus. In this case there is no deliberation to reach consensus, the decision is made based on the majority vote with the principle of 1 (one) person 1 (one) vote.

6. Perbedaan pendapat (*dissenting opinions*) yang terjadi dalam keputusan rapat Komite, dicantumkan secara jelas dalam risalah rapat Komite disertai alasan perbedaan pendapat tersebut.
7. Rapat Komite dapat diselenggarakan melalui keputusan sirkuler (*circulair resolution*) yang mengikat di luar rapat komite, dengan syarat semua anggota komite menyetujui secara tertulis.
8. Komite dapat juga mengambil keputusan yang sah tanpa mengadakan Rapat dengan ketentuan semua Anggota Komite telah memberikan persetujuan secara tertulis. Keputusan yang diambil dengan cara demikian mempunyai kekuatan yang sama dengan keputusan yang diambil dengan sah dalam rapat.

6. Dissenting opinions that occur in the decisions of the Committee meetings are clearly stated in the minutes of the Committee meetings along with the reasons for the dissenting opinions.
7. Committee meetings can be held through binding circular resolutions outside the committee meeting, provided that all committee members agree in writing.
8. The Committee can also make valid decisions without holding a meeting provided that all Committee Members have given written approval. Decisions taken in this way have the same power as decisions taken legally at a meeting.

Laporan Singkat Pelaksanaan Kegiatan Komite Kebijakan dan Tata Kelola Tahun 2021

Brief Report of the Activities of the Policy and Governance Committee In 2021

No.	Ruang Lingkup Scope	Pelaksanaan Implementation	Agenda
1	*Review* dan Rekomendasi terhadap kebijakan Penyelesaian Penyelesaian Pengaduan Nasabah Review and Recommendation on Customer Complaints Settlement Policy	21 Januari 2021 January 21, 2021	1. Laporan dan Tindaklanjut Penyelesaian Pengaduan Nasabah Tahun 2020 2. Laporan dan Tindaklanjut Penyelesaian Kasus Hukum Tahun 2020 1. Reports and Follow-up on Settlement of Customer Complaints in 2020 2. Report and Follow-up on Legal Case Settlement in 2020
		23 September 2021 September 23, 2021	Pengelolaan keluhan nasabah dan kasus hukum Januari – Agustus 2021 Management of customer complaints and legal cases January – August 2021
2	Evaluasi dan Rekomendasi terhadap Penerapan *Good Corporate Governance* Evaluation and Recommendation on the Implementation of Good Corporate Governance	27 Agustus 2021 August 27, 2021	Penilaian Penerapan GCG Semester 1 Tahun 2021 GCG Implementation Assessment Semester 1 2021
3	Evaluasi dan Rekomendasi terhadap Kebijakan Perusahaan Evaluation and Recommendation of Company Policy	11 Februari 2021 February 11, 2021	1. Realisasi Anggaran dan Program CSR & Humas BRILife Tahun 2020 2. Rencana Program Kerja CSR & Humas Tahun 2021 1. Realization of BRILife's CSR & Public Relations Budget and Program in 2020 2. CSR & Public Relations Work Program Plan for 202
		24 Maret 2021 March 24, 2021	1. Kebijakan di bidang SDM 2. Pemantauan dan Evaluasi Anggaran Perusahaan 1. Control and Supervision of the budget function and payment function 2. Follow-up and resume of SHA & DA Agreement
		05 Mei 2021 May 05, 2021	1. Pengendalian dan Pengawasan fungsi anggaran dan fungsi pembayaran 2. Tindak lanjut dan resume Perjanjian SHA & DA 3. Evaluasi Pelaksanaan APU PPT Periode Th. 2020 dan Triwulan I Th. 2021 1. Control and Supervision of the budget function and payment function 2. Follow-up and resume of SHA & DA Agreement 3. Evaluation of the Implementation of AML & CFT Period 2020 and Quarter I Th. 2021
		30 Juni 2021 June 30, 2021	1. Tindak lanjut rapat Komite Kebijakan Tata Kelola Perusahaan tanggal 5 Mei 2021 2. *Progress* atas beberapa hal yang diatur dalam SHA 3. Strategi *Corporate Communication* dan *Marketing Communication* di BRILife 1. Follow-up to the Corporate Governance Policy Committee meeting on May 5, 2021 2. Progress on some things that are regulated in the SHA 3. Corporate Communication and Marketing Communication Strategy at BRILife
		30 Juli 2021 July 30, 2021	1. Pencatatan dan Optimalisasi Aset 2. Pelaksanaan Pengawasan DPS 1. Asset Listing and Optimization 2. Implementation of DPS Supervision

No.	Ruang Lingkup Scope	Pelaksanaan Implementation	Agenda
		27 Agustus 2021 August 27, 2021	Pengelolaan dan Legalitas *Fix Asset* Perusahaan Management and Legality of Company Asset Fix
		23 September 2021 September 23, 2021	Progres Implementasi *Contact Center* BRIL BRIL Contact Center Implementation Progress
		29 Oktober 2021 October 29, 2021	1. Tata Kelola Pengarsipan BRILife 2. Tata Kelola Investasi dan Evaluasi Fund Manager BRILife 3. Tata Kelola Pengembangan Produk Asuransi BRILife 4. *Update* Laporan yang harus disampaikan kepada Stakeholders 5. *Update* Penyelesaian kasus "MasMakrub" 6. Program Penggunaan Dana Pemasaran 1. BRILife Archiving Management 2. Investment Management and Evaluation of BRILife's Fund Manager 3. BRILife Insurance Product Development Management 4. Update Reports that must be submitted to Stakeholders 5. Update on the settlement of the "MasMakrub" case 6. Marketing Fund Utilization Program
		24 November 2021 November 24, 2021	*Services Strategy* Tahun 2022 : Divisi Underwriting, Divisi Policy Owner Services, dan Divisi Claims Services Strategy for 2022 : Underwriting Division, Policy Owner Services Division, and Claims Division
		10 Desember 2021 December 10, 2021	Tahun 2022 : seluruh kanal penjualan 2022: all sales channels

Organ dan Komite Di Bawah Direksi

Organs and Committees Under the Board of Directors

Sekretaris Perusahaan

Corporate Secretary

Struktur Sekretaris Perusahaan

Structure of Corporate Secretary

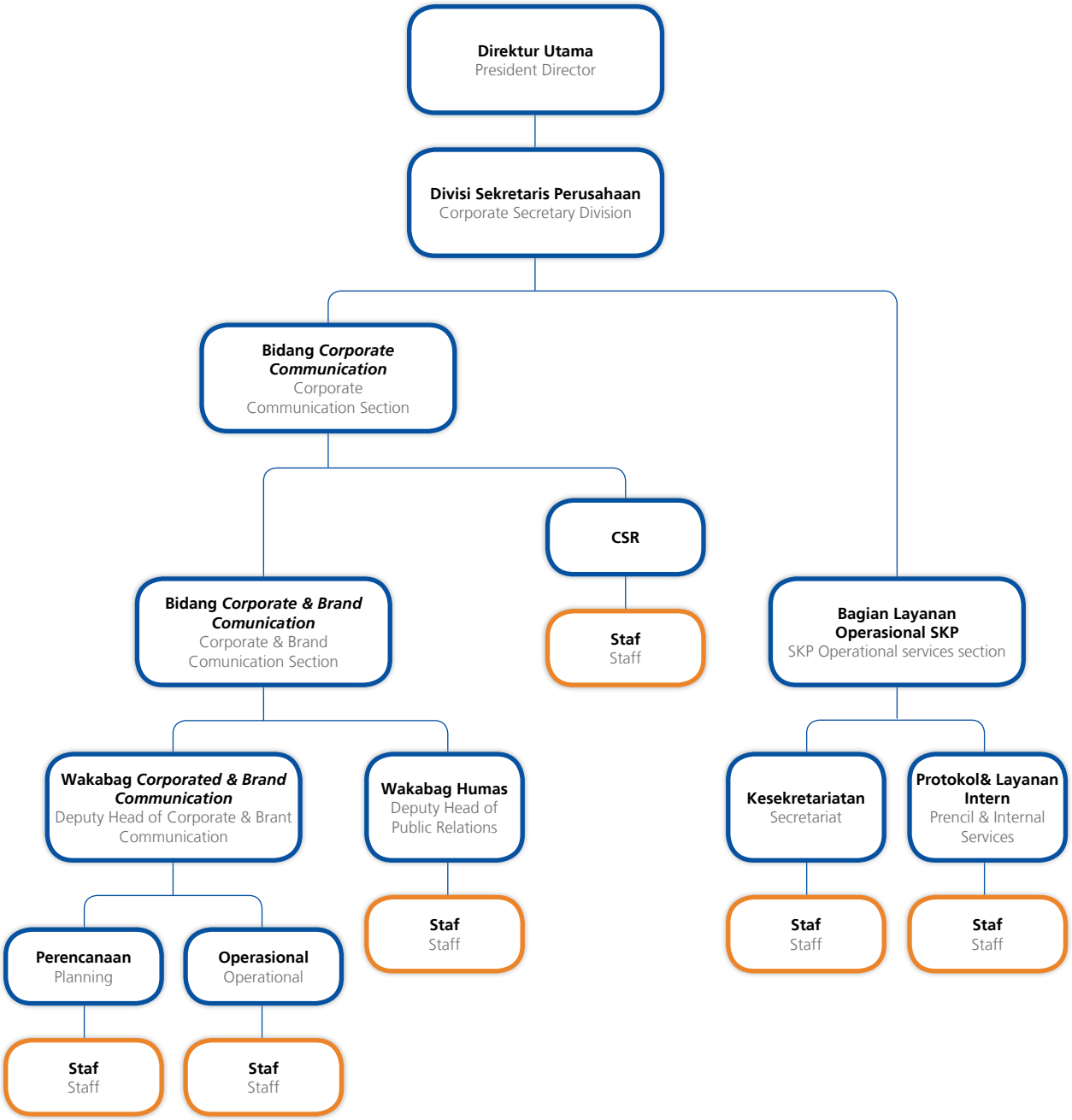

Fungsi, Tugas dan Tanggung Jawab Sekretaris Perusahaan

Divisi Sekretaris Perusahaan memiliki tugas dan tanggung jawab sebagai berikut:

1. Evaluasi terhadap hak-hak dan fasilitas Direksi dan Dewan Komisaris;
2. Melaksanakan kegiatan Protokoler di Kantor Pusat dan Cabang;
3. Melakukan persiapan dan perencanaan pertumbuhan perusahaan secara anorganik;
4. Pelaksanaan kegiatan kesekretariatan;
5. Tata kelola penyelenggaraan rapat Direksi dan Dewan Komisaris;
6. Menata laksanakan operasional Direksi dan lain sebagainya;
7. Merumuskan dan mengimplementasikan strategi *Corporate & Brand Communication* (komunikasi perusahaan dan merek, *Corporate Social Responsibility* (tanggung jawab sosial perusahaan), Hubungan Masyarakat (Humas) dan Layanan Operasional Sekretariat Perusahaan yang selaras dengan strategi organisasi;
8. Menatalaksanakan kegiatan Hubungan Masyarakat yang meliputi Komunikasi Eksternal & Internal (*External & Internal Communication*), komunikasi korporasi yang meliputi Komunikasi Pemasaran (*Marketing Communication*) dan Aktivitas Merek (*Brand Activation*) dalam rangka menciptakan, membangun, dan mengembangkan merek (*brand image*) serta mendukung pengembangan bisnis yang berkelanjutan (*sustainable growth*).

FUNCTIONS, DUTIES AND RESPONSIBILITIES OF THE CORPORATE SECRETARY

The Corporate Secretary Division has the following duties and responsibilities:

1. Evaluation of the rights and facilities of the Board of Directors and the Board of Commissioners;
2. Carry out Protocol activities at the Head Office and Branches;
3. To prepare and plan the growth of the Company inorganically;
4. Implementation of secretarial activities;
5. Governance of the meeting of the Board of Directors and the Board of Commissioners;
6. Manage the operations of the Board of Directors and others;
7. Formulate and implement Corporate & Brand Communication strategies (company and brand communication, Corporate Social Responsibility (corporate social responsibility), Public Relations (Humas) and Corporate Secretariat Operational Services that are in line with organizational strategy;
8. Manage Public Relations activities which include External & Internal Communications (External & Internal Communications), corporate communications which include Marketing Communications (Marketing Communications) and Brand Activities (Brand Activation) in order to create, build, and develop brands (brand image) as well as support sustainable business development (sustainable growth).

Profil Sekretaris Perusahaan

Corporate Secretary Profile

Ade Achmad Sofyan Nasution

Kepala Divisi Sekretariat Perusahaan / Head of Corporate Secretariat Divisi

Warga Negara Indonesia / Indonesian Citizen

Lahir di Muara Enim pada tahun 1972. Usia 49 tahun Per Desember 2021. /
Born in Muara Enim, 1972. Age 49 As of December 2021.

Domisili di Jakarta / Domicile in Jakarta

RIWAYAT PENDIDIKAN
Educational Background

- S1 Sarjana Administrasi Niaga, Universitas Katolik Parahyangan (1997)
- S2 Manajemen Keuangan, Universitas Padjadjaran Bandung (2000)

- S1 Bachelor of Business Administration, Parahyangan Catholic University (1997)
- S2 Financial Management, Padjadjaran University Bandung (2000)

DASAR HUKUM PENGANGKATAN
Appointment History

Diangkat untuk pertama kalinya sebagai Kepala Divisi Sekretariat Perusahaan BRILife berdasarkan Surat Keputusan Direksi Nokep: 57/DIR/MSDM/V/2021.

Appointed for the first time as Head of the BRILife Corporate Secretariat Division based on the Decree of the Board of Directors Nokep: 57/DIR/MSDM/V/2021.

PENGALAMAN KERJA
Work Experience

- Kepala Divisi Sekretariat Perusahaan (2021 - Sekarang).
- Kepala Divisi Manajemen Aset & Pengadaan (2016 - 2021).

- Head of Corporate Secretariat Division (2021 - now).
- Head of Asset Management & Procurement Division (2016 - 2021).

Pelaksanaan Tugas Sekretaris Perusahaan Tahun 2021

Selama tahun 2021, Sekretaris Perusahaan telah melaksanakan tugasnya antara lain:

1. Menyelenggarakan rapat Direksi dan Dewan Komisaris.
2. Melaksanakan kegiatan protokoler.
3. Melaksanakan kegiatan kesekretariatan.
4. Melaksanakan kegiatan hubungan masyarakat baik komunikasi eksternal maupun internal.
5. Melaksanakan *corporate social responsibility*.

Duties Implementation of the Corporate Secretary year 2021

During 2021, the Corporate Secretary carried out the duties, among others:

1. Holding meetings of the Board of Directors and the Board of Commissioners.
2. Carrying out protocol activities.
3. Carrying out secretarial activities.
4. Carrying out public relations activities, both external and internal communications.
5. Implementing corporate social responsibility.

Satuan Kerja Audit Intern

Fungsi Audit Intern di BRILife dijalankan oleh Satuan Kerja Audit Intern (SKAI). Tugas utama SKAI adalah memastikan proses pengelolaan dan operasional Perusahaan telah berjalan sesuai dengan ketentuan dan peraturan yang berlaku serta mendukung kepentingan dan tujuan Perusahaan Asuransi. SKAI juga bertanggung jawab memastikan kecukupan dan proses pengendalian intern telah berjalan sebagaimana mestinya.

Intern Audit Unit

The Intern Audit function at BRILife is carried out by the Intern Audit Unit (SKAI). The main duties of the Intern Audit Unit is to ensure that the management and operational processes of the Company are fulfilled in accordance with applicable rules and regulations and to support the interests and objectives of the Insurance Company. SKAI is also responsible for ensuring the adequacy and internal control processes are running as they should.

Struktur Organisasi Satuan Kerja Audit Intern

Organizational Structure of the Intern Audit Unit

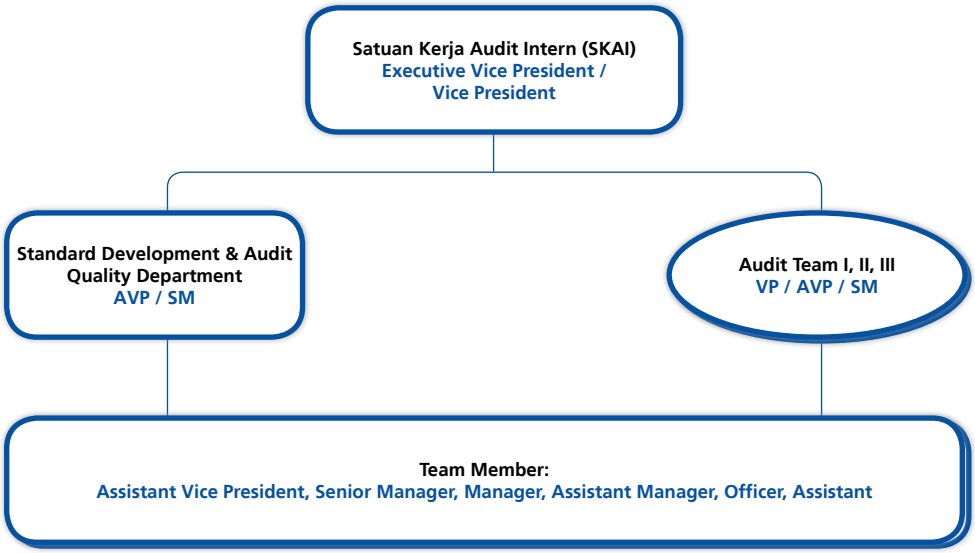

Kedudukan Satuan Kerja Audit Intern dalam Struktur Organisasi

Satuan Kerja Audit Intern (SKAI) BRILife berada di bawah binaan Direktur Utama dan memiliki garis komunikasi dengan Dewan Komisaris.

Position of the Internal Audit Work Unit In the Organizational Structure

The BRILife Internal Audit Unit (SKAI) is under the guidance of the President Director and has a communication line with the Board of Commissioners.

Pihak yang Mengangkat dan Memberhentikan Kepala Satuan Kerja Audit Intern

Kepala SKAI diangkat dan diberhentikan oleh Direktur Utama dengan persetujuan Komisaris Utama dan dilaporkan ke Otoritas

Parties That Appoint and Remove the Head of the Internal Audit Work Unit

The Head of SKAI is appointed and dismissed by the President Director with the approval of the President Commissioner and

Jasa Keuangan, sesuai dengan Piagam Audit dengan SKB NOKEP: S.04-KOM/SKAI/ VII/2019 dan S.077-DIR/SKAI/VII/2019 Tanggal 01 Juli 2019 Tentang Piagam Audit Intern BRILife.

reported to the Financial Services Authority, in accordance with the Audit Charter with the NOKEP SKB: S.04-KOM/SKAI/ VII/2019 and S.077-DIR/SKAI/VII/2019 July 01, 2019 About BRILife's Internal Audit Charter.

Profil Kepala Satuan Kerja Audit Intern

Profile of the Head of Internal Audit Unit

Rahayu

Kepala Satuan Kerja Audit Intern / Head of Internal Audit Unit

Warga Negara Indonesia / Indonesian Citizen

Lahir di Madiun, 24 Mei 1966. Usia 55 tahun Per Desember 2021. /
Born in Madiun, May 24, 1966. Age 55 As of December 2021.

Domisili di Bekasi / Domicile in Bekasi

RIWAYAT PENDIDIKAN
Educational Background

- Sarjana Jurusan Psikologi Universitas Airlangga (1990)
- Magister Jurusan Psikologi Universitas Indonesia (2003)

- Bachelor of Psychology from Airlangga University (1990)
- Master of Psychology, University of Indonesia (2003)

SERTIFIKASI
Certification

- Sertifikasi Assessor Kompetensi
- Sertifikasi Audit Intern Bank
- Sertifikasi Audit Forensik (CFrA)
- Sertifikasi Skema Ahli Tata Kelola Risiko Terintegrasi (ATKRT-BNSP)/ (CRGP-GIRMA)

- Competency Assessor Certification
- Bank Internal Audit Certification
- Forensic Audit Certification (CFrA)
- Integrated Risk Management Expert Scheme Certification (ATKRT-BNSP)/(CRGP-GIRMA)

DASAR HUKUM PENGANGKATAN
Appointment History

- Surat Keputusan Anggota Dewan Komisioner Otoritas Jasa Keuangan Nomor Kep – 550/NB.11/2021 Tanggal 20 Agustus 2021 Tentang Hasil Penilaian Kemampuan dan Kepatutan Sdri. Rahayu Selaku Calon Auditor Internal PT Asuransi BRI Life.
- SK Nokep: 126/DIR/HCP/VIII/2021 Tanggal 20 Agustus 2021 Tentang Penetapan Pekerja Sebagai Auditor Internal

- Decree of the members of the Board of Commissioners of the Financial Services Authority Number Kep – 550/NB.11/2021 dated August 20, 2021 concerning the results of the fit and proper test, Ms. Rahayu as a Candidate for Internal Auditor of PT Asuransi BRI Life.
- SK Nokep: 126/DIR/HCP/VIII/2021 dated August 20, 2021 concerning the Appointment of Employees as Internal Auditors

PENGALAMAN KERJA
Work Experience

- Tahun 2021 s/d Sekarang - Kepala Satuan Kerja Audit Intern BRILife
- Tahun 2018 s/d April 2021 - Group Head Kantor Audit Intern Wilayah Jakarta 2 BRI
- Tahun 2015 s/d 2018 - Group Head Kantor Audit Intern Wilayah Jakarta 1 BRI

- 2021 to Present - Head of BRILife's Internal Audit Unit
- 2018 to April 2021 - Group Head Internal Audit Office Jakarta Region 2 BRI
- 2015 to 2018 - Group Head Internal Audit Office Jakarta 1 BRI

Internal Audit *Charter*

Sesuai dengan Peraturan OJK No. 56/POJK.04/2015 tentang Pembentukan dan Pedoman Penyusunan Piagam Unit Audit Intern, POJK No. 18/POJK.03/2014 tanggal 18 November 2014 tentang Penerapan Tata Kelola Terintegrasi Bagi Konglomerasi Keuangan dan Peraturan Bank Indonesia No.1/6/PBI/1999 tanggal 20 September 1999 perihal Penugasan Direktur Kepatuhan (*Compliance Director*) dan Penerapan Standar, Piagam Audit Intern disusun sebagai bentuk kepatuhan terhadap peraturan tersebut. Piagam Audit Intern ditinjau dan diperbarui secara berkala sesuai kebutuhan organisasi.

Internal Audit Charter

In accordance with OJK Regulation No. 56/POJK.04/2015 concerning the Establishment and Guidelines for the Preparation of the Intern Audit Unit Charter, POJK No. 18/POJK.03/2014 dated November 18, 2014 concerning the Implementation of Integrated Governance for Financial Conglomerates and Bank Indonesia Regulation No.1/6/ PBI/1999 dated September 20, 1999 regarding the Assignment of the Compliance Director and Implementation of Standards, Audit Charter Internal is prepared as a form of compliance with these regulations. The Intern Audit Charter is reviewed and updated regularly according to the needs of the organization.

Peninjauan dan pembaruan terakhir telah ditetapkan pada 1 Juli 2019 dan telah disetujui oleh Direksi dan Dewan Komisaris. Piagam Audit Intern menjadi pedoman bagi SKAI yang memuat prinsip pokok praktik profesional SKAI, visi dan misi, prinsip pokok, kewenangan, tugas, tanggung jawab, peranan dan ruang lingkup kerja, independensi, objektivitas, dan syarat profesional.

Tugas dan Tanggung Jawab Internal Audit

Berdasarkan Piagam Audit Intern, tugas dan tanggung jawab SKAI BRILife adalah sebagai berikut:

1. Membantu tugas Direktur Utama dan Dewan Komisaris dalam melakukan pengawasan dengan cara menjabarkan secara operasional baik perencanaan, pelaksanaan maupun pemantauan hasil audit.
2. Membuat analisis dan penilaian atas efisiensi dan efektivitas di bidang Keuangan, Akuntansi, Operasional, Sumber Daya Manusia, Pemasaran, Teknologi Informasi dan kegiatan lainnya melalui pemeriksaan langsung dan pengawasan secara tidak langsung.
3. Mengidentifikasi segala kemungkinan untuk memperbaiki dan meningkatkan efisiensi penggunaan sumber daya dan dana.
4. Memberikan saran perbaikan dan informasi yang objektif tentang kegiatan yang diperiksa pada semua tingkatan manajemen.
5. Memantau, menganalisis dan melaporkan pelaksanaan tindak lanjut perbaikan yang telah disarankan.
6. Memberikan penilaian tingkat keyakinan kualitas pelaksanaan tugas atas proses manajemen risiko, sistem pengendalian intern dan tata kelola usaha telah dilaksanakan secara cukup dan efektif di seluruh Unit Kerja BRILife.
7. Melaksanakan audit di semua level Unit Kerja BRILife secara independen, objektif, dan profesional.
8. Melakukan pemeriksaan khusus apabila diperlukan.
9. Menyusun kebijakan dan prosedur tertulis sebagai pedoman bagi Auditor Intern dalam melaksanakan tugasnya.
10. Menyusun program untuk mengevaluasi mutu kualitas audit.

Kewenangan Internal Audit

1. Memiliki kewenangan dalam akses terhadap seluruh data, informasi, catatan-catatan perusahaan, karyawan, sumber daya, sistem dan dana serta aset BRILife lainnya yang berkaitan dengan penugasan auditnya.
2. Menguji, memeriksa, dan menilai kelengkapan, keakuratan, keabsahan, keberadaan, kepemilikan serta kewenangan akses terhadap seluruh transaksi dan dokumen BRILife.
3. Memonitor, menindaklanjuti dan mengevaluasi langkah perbaikan atas temuan audit yang diambil Auditee.
4. Melakukan komunikasi secara langsung dengan Direksi dan Dewan Komisaris dan atau Komite Audit serta anggota dari Direksi, Dewan Komisaris dan atau Komite Audit.

The last review and update was set on July 1, 2019 and has been approved by the Board of Directors and the Board of Commissioners. The Intern Audit Charter is a guideline for SKAI which contains the main principles of SKAI's professional practice, vision and mission, main principles, authorities, duties, responsibilities, roles and scope of work, independence, objectivity, and professional requirements.

Duties and Responsibilities of Internal Audit

Based on the Intern Audit Charter, the duties and responsibilities of SKAI BRILife are as follows:

1. Supporting the implementation of duties of the President Director and the Board of Commissioners in supervising the Cpmpany by providing explaining operationally the planning, implementation and monitoring of audit results.
2. Analyzing and assessing efficiency and effectiveness in the fields of Finance, Accounting, Operations, Human Resources, Marketing, Information Technology and other activities through direct inspection and indirect supervision.
3. Identify all possibilities to improve and increase the efficiency of the use of resources and funds.
4. Provide suggestions for improvement and objective information about the activities examined at all levels of management.
5. Monitor, analyze and report on the implementation of the follow-up improvements that have been suggested.
6. Provide an assessment of the level of confidence in the quality of task execution on the risk management process, internal control system and business governance that have been implemented sufficiently and effectively in all BRILife Work Units.
7. Carry out audits at all levels of the BRILife Work Unit independently, objectively and professionally.
8. Carry out special inspections if necessary.
9. Develop written policies and procedures as guidelines for Internal Auditors in carrying out their duties.
10. Develop a program to evaluate the quality of audit quality.

Internal Audit Authority

1. Having the authority to access all data, information, company records, employees, resources, systems and funds as well as other BRILife assets related to audit assignments.
2. Testing, checking, and assessing the completeness, accuracy, validity, existence, ownership and authority of access to all BRILife transactions and documents.
3. Monitoring, following up and evaluating corrective steps on audit findings taken by the Auditee.
4. Communicating directly with the Board of Directors and the Board of Commissioners and or the Audit Committee as well as members of the Board of Directors, Board of Commissioners and or the Audit Committee.

5. Melakukan koordinasi kegiatannya dengan kegiatan auditor eksternal.

5. Coordinating its activities with the activities of external auditors.

Komposisi Personil Satuan Kerja Audit Intern

Komposisi Personil SKAI Per 31 Desember 2021 adalah sebagai berikut:

Composition of Internal Audit Work Unit Personnel

The composition of SKAI personnel as of December 31, 2021 is as follows:

No.	Jabatan Position	Existing Existing
1	Kepala SKAI setingkat *Executive Vice President* Head of SKAI at the level of Executive Vice President	1
2	Kepala Bagian Pengembangan Standar Kualitas Audit (PSKA) setingkat *Senior Manajer* Head of Development of Audit Quality Standards (PSKA) at Senior Manager level	1
3	Staff PSKA setingkat *Manager/Assistant Manager/Officer/Assistant* PSKA staff at the level of Manager/Assistant Manager/Officer/Assistant	2
4	Tim Audit / Audit Team: a. Tim Leader setingkat *Vice President/Assisstant Vice President/Senior Manager/Manager* a. Team Leader at the level of Vice President/Assisstant Vice President/Senior Manager/Manager	4
	b. Tim Member setingkat *Manager/Assistant Manager/Officer/Assistant* b. Team Member at Manager/Assistant Manager/Officer/Assistant level	8
5	Administrasi Administration	1
	Total	**17**

Program Peningkatan Kompetensi Satuan Kerja Audit Intern

Internal Audit Work Unit Competency Improvement Program

No	Nama Pelatihan/Seminar/ Sertifikasi Name of Training/Seminar/ Certification	Nama Name	Jabatan Position	Jumlah Peserta Number of participants	Tanggal Pelaksanaan Implementation date
1	*Workshop & In House Training* Workshop & In House Training	-	-	20	25 - 27 Januari 2021 January 25 – 27, 2021
2	Pelatihan *Fraud* Audit 1 Fraud Audit Training 1	Katon Kuntjahjono	Senior Manager	2	02 - 05 Februari 2021 February 02 – 05, 2021
		Azis Asharry	Assistant		
3	Pelatihan *Fraud* Audit 2 Fraud Audit Training 2	Katon Kuntjahjono	Senior Manager	2	16 - 19 Februari 2021 February 16 – 19, 2021
		Azis Asharry	Assistant		
4	ISO 37001:2016	Hanung Budiarto	Executive Vice President	16	08 & 10 Maret 2021 March 08 & 10, 2021
		Fahrial	Vice President		
		Frida Sinaga	Senior Manager		
		Muhlisi	Manager		
		Hendra Wijayanta	Manager		
		Katon Kuntjahjono	Senior Manager		
		Irene Selvi Tahirs	Manager		
		Rizky Perdana Mulia	Officer		
		Aliakim Manalu	Officer		

No	Nama Pelatihan/Seminar/ Sertifikasi Name of Training/Seminar/ Certification	Nama Name	Jabatan Position	Jumlah Peserta Number of participants	Tanggal Pelaksanaan Implementation date
		Azis Asharry	Assistant		
		Rifki Handriyanto	Assistant		
		Budi Prasojo	Assistant		
		Irfan Yacoub	Assistant		
		Indra Maulana Azwan	Assistant		
		Galih Pribadi	Assistant Manager		
		Frenda Yentin M	Officer		
5	Sertifikasi Certified Risk Governance Professional (CRGP) Certified Risk Governance Professional (CRGP) Certification	Rahayu	Executive Vice President	1	24 - 27 Mei 2021 May 24 – 27, 2021
6	Certified Forensic Auditor (CFrA) Certified Forensic Auditor (CFrA)	Katon Kuntjahjono	Senior Manager	2	22 - 26 November 2021 November 22 – 26, 2021
		Azis Asharry	Assistant		
7	Pendidikan Sertifikasi QIA Tingkat Lanjutan Advanced QIA Certification Education	Frenda Yentin M	Officer	2	06 - 18 Desember 2021 December 06 – 18, 2021
		Irfan Yacoub	Assistant		
8	Pendidikan Sertifikasi QIA Tingkat Manajerial Managerial Level QIA Certification Education	Frida Sinaga	Senior Manager	3	06 - 15 Desember 2021 December 06 – 15, 2021
		Budi Prasojo	Assistant		
		Indra Maulana Azwan	Assistant		

Sertifikasi Profesi Personil Satuan Kerja Audit Intern

Professional Certification of Internal Audit Work Unit Personnel

No	Nama Name	Sertifikasi QIA QIA Certification	Sertifikasi CFrA CFrA Certification	Sertifikasi ISO 37001:2016 ISO 37001:2016 Certification	Sertifikasi CRGP CRGP Certification	Sertifikasi AAAIJ AAAIJ certification
1	Rahayu	-	CFrA	-	CRGP	-
2	Fahrial	Tingkat Dasar Basic level	-	ISO 37001:2016	CRGP	-
3	Hardy Nurhadi	-	-	-	CRGP	-
4	Frida Sinaga	Tingkat Manajerial Managerial Level	-	ISO 37001:2016	-	-
5	Katon Kuntjahjono	Tingkat Dasar Basic level	-	ISO 37001:2016	-	AAAIJ
6	Muhlisi	Tingkat Dasar Basic level	-	ISO 37001:2016	-	-
7	Hendra Wijayanta	Tingkat Dasar Basic level	-	ISO 37001:2016	-	-
8	Irene Selvi Tahirs	Tingkat Dasar Basic level	-	ISO 37001:2016	-	AAAIJ
9	Aliakim Manalu	Tingkat Dasar Basic level	-	ISO 37001:2016	-	-

No	Nama Name	Sertifikasi QIA QIA Certification	Sertifikasi CFrA CFrA Certification	Sertifikasi ISO 37001:2016 ISO 37001:2016 Certification	Sertifikasi CRGP CRGP Certification	Sertifikasi AAAIJ AAAIJ certification
10	Azis Asharry	Tingkat Dasar Basic level	CFrA	ISO 37001:2016	-	-
11	Frenda Yentin Madiana	Tingkat Lanjutan Advanced Level	-	ISO 37001:2016	-	-
12	Rifki Handriyanto	Tingkat Dasar Basic level	-	ISO 37001:2016	-	-
13	Budi Prasojo	Tingkat Manajerial Managerial Level	-	ISO 37001:2016	-	-
14	Irfan Yacoub	Tingkat Lanjutan Advanced Level	-	ISO 37001:2016	-	-
15	Indra Maulana Azwan	Tingkat Manajerial Managerial Level	-	ISO 37001:2016	-	-

Kode Etik Auditor

1. Kode Etik Auditor Intern adalah prinsip dasar perilaku pribadi dan profesional yang harus dipatuhi oleh auditor intern baik secara individu maupun kelompok dalam melaksanakan kegiatan audit.
2. Tujuan Kode Etik Auditor Intern adalah untuk meningkatkan budaya etik dalam profesi audit intern, sehingga dapat mengemban tanggung jawab secara efektif.
3. Prinsip-prinsip Kode Etik Auditor Intern BRILife sebagai berikut:
   a. Integritas
      Integritas auditor internal membentuk keyakinan dan oleh karenanya menjadi dasar kepercayaan terhadap pertimbangan auditor internal.
   b. Objektivitas
      Auditor Internal menunjukkan objektivitas profesional pada level tertinggi dalam memperoleh, mengevaluasi dan mengkomunikasikan informasi tentang aktivitas atau proses yang diuji. Auditor Internal melakukan penilaian yang seimbang atas segala hal yang relevan dan tidak terpengaruh secara tidak semestinya oleh kepentingan pribadi atau pihak lain dalam memberikan pertimbangan.
   c. Kerahasiaan
      Auditor Internal menghargai nilai dan kepemilikan informasi yang diterimanya dan tidak mengungkap informasi tersebut tanpa kewenangan yang sah, kecuali diharuskan oleh hukum atau profesi.
   d. Kompetensi
      Auditor Internal menerapkan pengetahuan, kecakapan dan pengalaman yang diperlukan dalam memberikan jasa Audit internal.
4. Komitmen Auditor Intern terhadap Kode Etik dinyatakan dengan menandatangani Deklarasi kode etik Auditor Intern dan harus diperbaharui setiap tahun.
5. Aturan perilaku yang menggambarkan norma-norma perilaku yang diharapkan dari auditor intern diatur dalam kebijakan audit intern.

Auditor Code of Conduct

1. The Internal Auditor's Code of Ethics is the basic principle of personal and professional behavior that must be adhered to by the internal auditor, both individually and in groups, in carrying out audit activities.
2. The purpose of the Internal Auditor's Code of Ethics is to improve the ethical culture in the intern audit profession, so that it can carry out responsibilities effectively.
3. The principles of the BRILife Internal Auditor Code of Ethics are as follows:
   a. Integrity
      The Integrity of Internal auditors establishh confidence and therefore form the basis for trust in the judgments of internal auditors.
   b. Objectivity
      Internal Auditors should demonstrate professional objectivity at the highest level in obtaining, evaluating and communicating information about the activities or processes being tested. The Internal Auditor performs a balanced assessment of all relevant matters and is not improperly influenced by personal interests or other parties in giving judgment.
   c. Confidentiality
      Internal Auditors respect the value and ownership of the information they receive and do not disclose such information without legal authority, unless required by law or the profession.
   d. Competence
      Internal Auditors apply the knowledge, skills and experience required in providing Intern Audit services.
4. The Internal Auditor's commitment to the Code of Ethics is stated by signing the Internal Auditor's Code of Ethics Declaration and must be renewed every year.
5. The rules of behavior that describe the norms of behavior expected from internal auditors are regulated in the Intern Audit policy.

Laporan Singkat Pelaksanaan Kegiatan Internal Audit Tahun 2021

Laporan Pelaksanaan Kegiatan sepanjang tahun 2021, SKAI telah melaksanakan kegiatan audit sebagai berikut:

Brief Report of Internal Audit Activities In 2021

Activity Implementation Report throughout 2021, SKAI has carried out audit activities as follows:

No.	Kegiatan Activity	Target		Realisasi Realization		Persentase Percentage
		Project Project	Uker	Project Project	Uker	
1	Regular Audit	5	32	5	32	100%
2	Special Audit	-	-	1	8	-
3	Fraud Audit	-	-	4	-	-
4	Monitoring Offsite	34	34	34	34	100%
5	SBP	12	-	12	-	100%

Regular Audit:

a. Audit Tematik Kanal Bisnis Asuransi Jiwa Kredit sebanyak 3 Unit Kerja
b. Audit Tematik Kanal Bisnis *Alternatif* sebanyak 6 Unit Kerja
c. Audit Tematik Kanal Bisnis *Corporate* sebanyak 8 Unit Kerja
d. Audit Tematik Kanal Bisnis *Inbranch* sebanyak 9 Unit Kerja
e. Audit Tematik Kanal Bisnis *Agency* sebanyak 6 Unit Kerja

Special Audit

f. Audit ISO 37001:2016 (Sistem Manajemen Anti Penyuapan)

Fraud Audit

g. Audit Fraud Wilayah BRH Jakarta 03
h. Audit Fraud Wilayah BRH Makassar
i. Audit Fraud Wilayah BRH Banjarmasin
j. Audit Fraud Wilayah SAM Gory

Monitoring Offsite

Regular Audit:

a. Thematic Audit of Credit Life Insurance Business Channels as many as 3 Work Units
b. 6 Work Units Alternative Business Channel Thematic Audit
c. Corporate Business Channel Thematic Audit of 8 Work Units
d. Inbranch Business Channel Thematic Audit of 9 Work Units
e. Agency Business Channel Thematic Audit of 6 Work Units

Special Audit

f. Audit ISO 37001:2016 (Anti-Bribery Management System)

Fraud Audit

g. BRH Jakarta Area Fraud Audit 03
h. BRH Makassar Regional Fraud Audit
i. BRH Banjarmasin Regional Fraud Audit
j. SAM Gory . Region Fraud Audit

Monitoring Offsite

Monitoring Off-site					
Bulan Month	Tanggal Date	Tim Audit 1 Audit Team 1	Keterangan Information	Tim Audit 2 Audit Team 2	Keterangan Information
Feb-21	6-7 Feb	BRH Malang	Done	BRH Palembang	Done
	8-9 Feb	CCC Jakarta	Done	CCC Bandung	Done
Mar-21	6-7 Mar	BRH Yogyakarta	Done	BRH Semarang	Done
	8-9 Mar	SAM The *Winner*	Done	SAM *Champion*	Done
Apr-21	6-7 Apr	BRH Jakarta	Done	BRH Jakarta 2	Done
	8-9 Apr	CCC Surabaya	Done	CCC Malang	Done
May-21	6-7 May	BRH Bandung	Done	BRH Banjarmasin	Done
	8-9 May	SAM *Infinity*	Done	SAM Glory	Done
Jun-21	6-7 Jun	BRH Denpasar	Done	BRH Surabaya	Done
	8-9 Jun	CC Makassar	Done	CC Medan	Done

Monitoring Off-site					
Bulan Month	**Tanggal** Date	**Tim Audit 1** Audit Team 1	**Keterangan** Information	**Tim Audit 2** Audit Team 2	**Keterangan** Information
Jul-21	6-7 Jul	BRH Lampung	Done	BRH Jakarta 3	Done
	8-9 Jul	SAM *Big Star**	Done	CCC Semarang	Done
Aug-21	6-7 Aug	BRH Manado	Done	BRH Jayapura	Done
	8-9 Aug	CC Banjarmasin	Done	CCC Yogyakarta	Done
Sep-21	6-7 Sep	BRH Medan	Done	BRH Pekanbaru	Done
	8-9 Sep	BRH Makassar	Done	SAM *Grand* Indonesia	Done
Oct-21	6-7 Oct	BRH Malang	Done	BRH Padang	Done

*) Rencana sebelumnya SAM Victory namun sudah dilebur dengan SAM Big Star

*) The previous plan was SAM Victory but it has been merged with SAM Big Star

Strategic Business Partner

Strategic Business Partner

No	Agenda	Peserta Participant	Tanggal Date
1	• Pemaparan kondisi pengelolaan batal *freelook* termasuk tugas dan tanggung jawab BRH. • *Sharing session* terkait mitigasi risiko dan optimalisasi pengelolaan batal *freelook*. • Description of the conditions for managing freelook cancellations including the duties and responsibilities of BRH. • Sharing session related to risk mitigation and optimization of freelook cancellation management.	BRH Selindo dan BAM, Divisi Penjualan *Bancassurance*, Divisi Strategi Pemasaran *Bancassurance* dan Divisi *Underwriting*. BRH Selindo and BAM, Bancassurance Sales Division, Bancassurance Marketing Strategy Division and Underwriting Division.	11 Februari 2021 February 11, 2021
2	Pengawasan Melekat Supervision attached	BRH Selindo, Divisi Penjualan *Bancassurance*, Divisi Strategi Pemasaran *Bancassurance*, Divisi *Underwriting* dan Divisi COE (RTPD). BRH Selindo, Bancassurance Sales Division, Bancassurance Marketing Strategy Division, Underwriting Division and COE Division (RTPD).	29 April 2021 April 29, 2021
3	• Pemaparan RKAP tahun 2021 terkait bisnis *Agency*. • Perbandingan produksi YoY Jan – Mei 2020 dan 2021 • Presentation of the 2021 Company Work and Budget Plan related to the Agency's business. • YoY production comparison Jan – May 2020 and 2021	SAM Selindo dan Divisi Penjualan *Agency* & Syariah SAM Selindo and Agency & Sharia Sales Division	30 Juni 2021 June 30, 2021
4	Pembahasan batal *freelook* dan *surrender*. Discussion cancels free look and surrender.	SAM Selindo, Divisi Penjualan *Agency* & Syariah, Divisi LPP, Divisi Klaim, Divisi UDW, DDS. SAM Selindo, Agency & Sharia Sales Division, LPP Division, Claims Division, UDW Division, DDS.	16 Juli 2021 July 16, 2021
5	Pengawasan melekat terkait Kontrak & Lisensi Tenaga Penjualan Supervision attached to Sales Force Contracts and Licenses	Divisi KPH, MR, COE dan Kanal *InBranch* FMU, MR, COE and InBranch . Channel Divisions	27 Juli 2021 July 27, 2021
6	Validasi Nomor Rekening Account Number Validation	Divisi *Underwriting* dan Divisi POS Underwriting Division and POS Division	23 Agusutus 2021 August 23, 2021
7	Waskat dan *Monitoring* Pelaksanaan Rekening Giro Operasional Waskat and Monitoring of Operational Current Account Pelaksanaan	Divisi POS, Divisi MKA dan CCC Selindo POS Division, MKA Division and Selindo CCC	01 September 2021 September 01, 2021

No	Agenda	Peserta Participant	Tanggal Date
8	Evaluasi Tenaga Penjualan *Bancassurance* Bancassurance Sales Force Evaluation	Divisi Penjualan *Bancassurance* dan Divisi Strategi Pemasaran *Bancassurance* Bancassurance Sales Division and Bancassurance Marketing Strategy Division	02 September 2021 September 02, 2021
9	Pengawasan Melekat Kanal *Agency* Agency Channel Attachment Monitoring	Divisi Kanal *Agency*, Divisi POS, Divisi *Underwriting*, UUS dan SAM Selindo. Agency Channel Division, POS Division, Underwriting Division, UUS and SAM Selindo.	22 September 2021 September 22, 2021
10	Lisensi Kanal *Agency* Channel Agency License	SAM Selindo, Divisi Kanal *Agency*, Divisi *Human Capital*, Divisi Kepatuhan & Hukum. SAM Selindo, Agency Channel Division, Human Capital Division, Compliance & Legal Division.	23 Oktober 2021 October 23, 2021
11	ANP vs Premi Bayar PP ANP vs Premium Paid PP	Divisi Manajemen Risiko, Divisi UDW, Divisi POS, *Head of Banca* dan Divisi Kanal *Inbranch*. Risk Management Division, UDW Division, POS Division, Head of Banca and Inbranch Channels Division.	09 November 2021 November 09, 2021
12	Pengelolaan Analisa LTKM dan APU PPT Management of LTKM and AML & CFT Analysis	Divisi Kepatuhan & Hukum, Divisi UDW, Divisi POS dan Unit Usaha Syariah. Compliance and Legal Division, UDW Division, POS Division and Sharia Business Unit.	19 November 2021 November 19, 2021

Temuan dan Tindak Lanjut Hasil Audit

Audit Findings and Follow-Up Results

Temuan Audit

Audit Finding

No	Unit Kerja/ Aplikasi Work unit/ Application	Tanggal Pelaksanaan Audit Implementation Date Audit	Jumlah Unit Kerja yang diaudit Amount Work unit audited	Jumlah Temuan Number of Findings		Total
				Major	Moderat	
1	Kanal Bisnis Asuransi Jiwa Kredit Credit Life Insurance Business Channel	01 s.d 29 Maret 2021 March 01 – 29, 2021	3 Uker	2	8	10
2	Kanal Bisnis Alternatif Alternative Business Channel	06 s.d 21 Mei 2021 May 06 – 21, 2021	6 Uker	1	8	9
3	Kanal Bisnis Korporasi Corporate Business Channel	28 Juni s.d 30 Juli 2021 June 28 - July 30, 2021	8 Uker	6	6	12
4	Kanal Bisnis Inbranch Inbranch Business Channel	03 s.d 30 September 2021 September 03 – 30, 2021	9 Uker	4	10	14
5	Kanal Bisnis Agency Agency Business Channel	03 s.d 30 November 2021 November 03 – 30, 2021	6 Uker	6	11	17
TOTAL			**17**	**19**	**43**	**62**

Tindak lanjut Hasil Audit

Follow-up on Audit Results

No	Uker/ Project	Rekomendasi Recommendation	Hasil Monitoring Monitoring Results						Keterangan Information
			Memadai Adequate	%	Dalam Pemantauan Under Monitoring	%	Tidak Memadai Inadequate	%	
Regular Audit									
1	Kanal Bisnis Asuransi Jiwa Kredit Credit Life Insurance Business Channel	23	23	100	0	0	0	0	Memadai Adequate

No	Uker/ Project	Rekomendasi Recommendation	Hasil Monitoring Monitoring Results						Keterangan Information
			Memadai Adequate	%	Dalam Pemantauan Under Monitoring	%	Tidak Memadai Inadequate	%	
2	Kanal Bisnis *Alternatif* Alternative Business Channel	22	22	100	0	0	0	0	Memadai Adequate
3	Kanal Bisnis *Corporate* Corporate Business Channel	57	53	83	4	87	0	0	Perpanjangan RPM RPM Extend
4	Kanal Bisnis *Inbranch* Inbranch Business Channel	57	52	91	5	9	0	0	Perpanjangan RPM RPM Extend
5	Kanal Bisnis *Agency* Agency Business Channel	85	37	43	50	57	0	0	Evaluasi RPM RPM Evaluation
***Fraud* Audit**									
6	*Fraud* Audit BRH Wilayah Jakarta 03 Fraud Audit BRH Jakarta Area 03	6	6	100	0	0	0	0	Dalam pemantauan khusus *recovery fraud* In special monitoring fraud recovery
7	*Fraud* Audit BRH Wilayah Banjarmasin Fraud Audit BRH Banjarmasin Region	5	5	100	0	0	0	0	Dalam pemantauan khusus *recovery fraud* In special monitoring fraud recovery
8	*Fraud* Audit BRH Wilayah Makassar Fraud Audit BRH Makassar Region	7	7	100	0	0	0	0	Dalam pemantauan khusus *recovery fraud* In special monitoring fraud recovery
9	*Fraud* Audit Wilayah SAM *Glory* SAM Glory Region Audit Fraud	9	8	89	1	11	0	0	Dalam pemantauan khusus *recovery fraud* In special monitoring fraud recovery
Special Audit									
10	Special Audit ISO 37001:2016 Special Audit ISO 37001:2016	40	40	100	0	0	0	0	Memadai Adequate

Unit Manajemen Risiko

Risk Management Unit

Struktur Organisasi Divisi Manajemen Risiko

Risk Management Division Organizational Structure

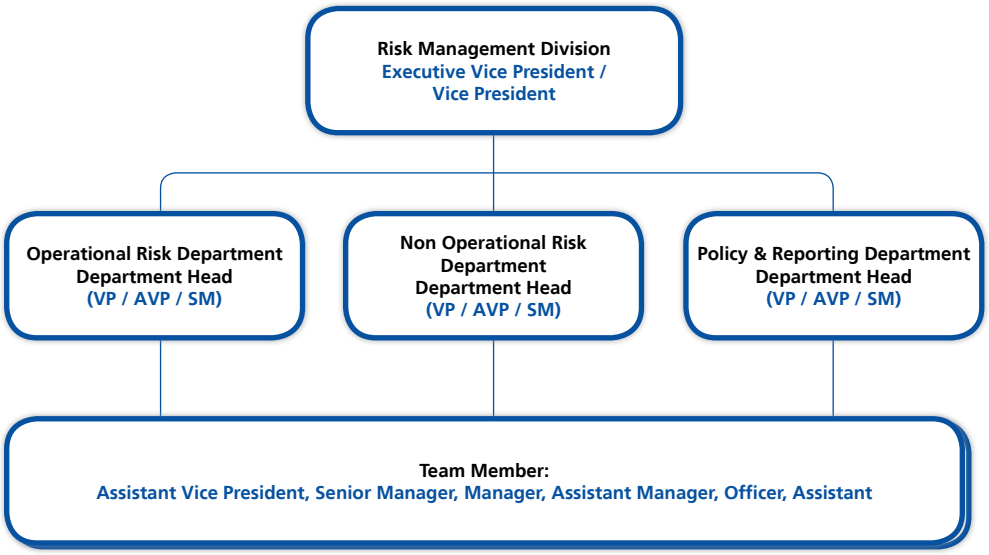

Tugas dan Tanggung Jawab Divisi Manajemen Risiko

Tugas dan tanggung Jawab Divisi Manajemen Risiko antara lain:

1. Melakukan identifikasi risiko termasuk risiko yang melekat pada kegiatan usaha di BRILife;
2. Memberikan masukan kepada Direksi dalam penyusunan kebijakan, strategi, dan kerangka manajemen risiko;
3. Mengembangkan prosedur dan alat untuk identifikasi, pengukuran, pemantauan, danpengendalian risiko;
4. Mendesain dan menerapkan perangkat yang dibutuhkan dalam penerapan manajemen risiko;
5. Memantau implementasi kebijakan, strategi, dan kerangka manajemen risiko yang direkomendasikan oleh RMC dan yang telah disetujui oleh Direksi;
6. Memantau posisi/eksposur risiko secara keseluruhan, maupun per jenis risiko termasuk pemantauan dukungan dana terhadap toleransi risiko dan limit yang ditetapkan;
7. Melakukan *stress testing* setiap triwulan atau sewaktu-waktu jika diperlukan, untuk mengetahui dampak dari perubahan kondisi ekonomi terhadap portofolio atau kinerja secara keseluruhan;
8. Mengkaji ulang secara berkala proses manajemen risiko, keakuratan metodologi penilaian risikodan kecukupan sistem informasi manajemen risiko;
9. Mengkaji usulan produk dan/atau aktivitas baru, termasuk penilaian kemampuan BRILife untuk mengelola produk dan/atau aktivitas baru termasuk kelengkapan sistem dan prosedur yang digunakan serta dampaknya terhadap eksposur risiko BRILife secara keseluruhan;
10. Mengevaluasi akurasi dan validitas data yang digunakan untuk mengukur risiko;

Duties and Responsibilities of the Risk Management Division

The duties and responsibilities of the Risk Management Division include:

1. Identifying risks, including risks inherent in business activities at BRILife;
2. Providing input to the Board of Directors in the formulation of policies, strategies, and risk management frameworks;
3. Developing procedures and tools for risk identification, measurement, monitoring and control;
4. Designing and implementing the tools needed in the implementation of risk management;
5. Monitoring the implementation of policies, strategies and risk management frameworks recommended by RMC and approved by the Board of Directors;
6. Monitoring position/risk exposure as a whole, as well as per type of risk, including monitoring of fund support against the risk tolerance and limit set;
7. Performing stress testing every quarter or at any time if necessary, to determine the impact of changes in economic conditions on the portfolio or overall performance;
8. Periodically reviewing the risk management process, the accuracy of the risk assessment methodology and the adequacy of the risk management information system;
9. Reviewing proposed new products and/or activities, including assessing BRILife's ability to manage new products and/or activities including the completeness of the systems and procedures used and their impact on BRILife's overall risk exposure;
10. Evaluating the accuracy and validity of the data used to measure risk;

11. Melaksanakan kaji ulang secara berkala dengan frekuensi yang disesuaikan kebutuhan BRILife untuk memastikan kecukupan perangkat manajemen risiko, keakuratan metodologi penilaian risiko, dan kecukupan sistem informasi manajemen risiko;
12. Memberikan rekomendasi kepada unit kerja bisnis dan/atau kepada Komite Manajemen Risiko, antara lain mengenai besaran atau maksimum eksposur risiko yang dapat dipelihara BRILife;
13. Menyusun dan menyampaikan laporan profil risiko kepada Direktur Utama, Direktur Kepatuhan dan Legal dan Komite Manajemen Risiko secara berkala atau paling sedikit setiap triwulan. Frekuensi laporan harus ditingkatkan dalam hal kondisi pasar berubah dengan cepat;
14. Memenuhi komitmen pelaporan ke Otoritas Jasa Keuangan sesuai dengan ketentuan yang berlaku.
15. Mengevaluasi dan menyampaikan usulan penetapan toleransi dan limit risiko kepada *RMC* berdasarkan masukan dari unit kerja operasional.

11. Carrying out periodic reviews with a frequency adjusted to the needs of BRILife to ensure the adequacy of risk management tools, the accuracy of the risk assessment methodology, and the adequacy of the risk management information system;
12. Providing recommendations to business work units and/or to the Risk Management Committee, among others regarding the amount or maximum risk exposure that can be maintained by BRILife;
13. Preparing and submiting risk profile reports to the President Director, Compliance and Legal Director and the Risk Management Committee on a regular basis or at least every quarter. The frequency of reports should be increased in the case of rapidly changing market conditions;
14. Fulfilling reporting commitments to the Financial Services Authority in accordance with applicable regulations.
15. Evaluating and submiting proposals for determining tolerances and risk limits to RMC based on input from operational work units.

Profil Kepala Divisi Manajemen Risiko

Profile of Head of Risk Management Division

Hanung Budiarto

Warga Negara Indonesia / Indonesian Citizen

Lahir di Kebumen, 19 Agustus 1970. Usia 51 tahun Per Desember 2021. /
Born in Kebumen, August 19, 1970. Age 51 As of December 2021.

Domisili di Bekasi / Domicile in Bekasi

RIWAYAT PENDIDIKAN
Educational Background

- S1 Manajemen, Universitas Terbuka (Tahun 1999)
- S2 Aktuaria, Universitas Indonesia Jakarta (Tahun 2005)

- S1: Management, Open University (Tahun 1999)
- S2: Actuarial, University of Indonesia Jakarta (Tahun 2005)

SERTIFIKASI
Certification

- Fellow Society of Actuaries of Indonesia (FSAI)
- Certified Non Life Analyst (CNLA)
- Asosiasi Asuransi Jiwa Indonesia (AAIJ)
- Certified Risk Governace Professional (CRGP)
- Quality Improvement Project (QIP)

- Fellow Society of Actuaries of Indonesia (FSAI)
- Certified Non Life Analyst (CNLA)
- Asosiasi Asuransi Jiwa Indonesia (AAIJ)
- Certified Risk Governace Professional (CRGP)
- Quality Improvement Project (QIP)

DASAR HUKUM PENGANGKATAN
Appointment History

Surat Keputusan Direksi Nomor R.69/DIR/MSDM/V/2021 tanggal 11 Mei 2021

Decree of the Board of Directors Number R.69/DIR/MSDM/V/2021 dated May 11, 2021

PENGALAMAN KERJA
Work Experience

- Kepala Divisi Manajemen Risiko: tahun 2021 s.d sekarang
- Kepala SKAI: tahun 2020 s.d 2021
- Kepala Divisi Manajemen Risiko tahun: 2016 s.d 2020
- Deputy Chief Actuary Divisi Aktuaris Perusahaan: tahun 2012 sd 2016
- Actuarial Analyst Divisi Aktuaris Perusahaan: tahun 2010 sd 2012

- Head of Risk Management Division: 2021 to present
- Head of SKAI: year 2020 to 2021
- Head of Risk Management Division year: 2016 to 2020
- Deputy Chief Actuary Company Actuary Division: 2012 to 2016
- Actuarial Analyst Company Actuary Division: 2010 to 2012

Pengembangan Kompetensi Bidang Manajemen Risiko

Selama tahun 2021 Divisi Manajemen Risiko melaksanakan beberapa pelatihan atau sosialisasi bagi para pegawai, antara lain:

1. Sosialisasi terkait Parameter dari 9 jenis risiko berdasarkan POJK 44/POJK.05/2020 dan SEOJK Nomor 1/SEOJK.05/2021.
2. Sosisalisasi Tanggap Darurat Bencana (Gempa Bumi dan Kebakaran).

Risk Management Competency Development

During 2021 the Risk Management Division carried out several training or socialization for employees, including:

1. Socialization related to the parameters of the 9 types of risk based on POJK 44/POJK.05/2020 and SEOJK Number 1/SEOJK.05/2021.
2. Socialization of Disaster Emergency Response (Earthquake and Fire).

Sertifikasi Manajemen Risiko

Jumlah pegawai BRILife yang memiliki sertifikasi di bidang manajemen risiko adalah sebagai berikut:

Risk Management Certification

The number of BRILife employees who have certifications in the field of risk management are as follows:

Level Sertifikasi Certification Level	Jabatan Position	Jumlah Pegawai Number of Employees
CRMO	Manager Officer Assistant	2 2 6
CRGP	BOD BOC Executive Vice President Vice President Assistant Vice President	5 4 10 16 5

Pelaksanaan Tugas Divisi Manajemen Risiko Tahun 2021

Selama tahun 2021, Divisi Manajemen Risiko melakukan kegiatan antara lain:

Implementation of the Tasks of the Risk Management Division In 2021

During 2021, the Risk Management Division carried out activities including:

No	Divisi Manajemen Risiko Risk Management Division	Realisasi Realization
1	Pemenuhan Komitmen Pelaporan Fulfillment of Reporting Commitments	BRILife telah melaporkan Laporan Penilaian Tingkat Risiko, Laporan Penilaian Sendiri atas Penerapan Manajemen Risiko, dan Laporan Rencana Aksi Keuangan berkelanjutan ke Regulator (OJK) BRILife reported the Risk Level Assessment Report, Self-Assessment Report on the Implementation of Risk Management, and the Sustainable Finance Action Plan Report to the Regulator
2	Manajemen Risiko atas aktivitas dan produk baru sesuai dengan ketentuan yang berlaku - Rekomendasi atas SK/SE/BPO - Opini dan Rekomendasi Produk dan Aktifitas Baru (PAB) Risk Management for new activities and products in accordance with applicable regulations - Recommendations on SK/SE/BPO - Opinions and Recommendations for New Products and Activities (PAB)	Telah diberikan Rekomendasi dan Opini Manajemen Risiko atas SK/SE/BPO, dan Produk dan Aktivitas Baru (PAB) sesuai dengan ketentuan yang berlaku Risk Management Recommendations and Opinions were given on SK/SE/BPO, and New Products and Activities (PAB) in accordance with applicable regulations
3	*Review* Kebijakan Divisi Manajemen Risiko Risk Management Division Policy Review	Selama tahun 2021, Divisi Manajemen Risiko telah melakukan *review* atas beberapa Kebijakan Divisi Manajemen Risiko antara lain: 1. Kebijakan Umum manajemen Risiko (KUMR) 2. Kebijakan Umum Manajemen Risiko Syariah 3. Kebijakan Manajemen Risiko Teknologi Informasi 4. Pembentukan Struktur Koordinasi Manajemen Kelangsungan Usaha (MKU) 5. Pedoman Penyusunan Rencana Aksi Keuangan BRILife 6. Pemberian Opini MR untuk kelengkapan Uji Prinsip Kehati-hatian 7. Prosedur dan Penetapan Kembali Parameter Risiko

No	Divisi Manajemen Risiko Risk Management Division	Realisasi Realization
		8. Penetapan kembali Risk Management Committee (RMC) 9. Maturitas Pelaksanaan dan Penerapan Manajemen Risiko 10.*Risk Appetite Statement* (RAS) Tahun 2021 During 2021, the Risk Management Division reviewed several Risk Management Division Policies, including: 1. Risk Management General Policy (KUMR) 2. Sharia Risk Management General Policy 3. Information Technology Risk Management Policy 4. Establishment of Business Continuity Management Coordination Structure (MKU) 5. Guidelines for the Preparation of a BRILife Financial Action Plan 6. Giving MR Opinion for the completeness of the Prudential Principle Test 7. Procedure and Re-determination of Risk Parameters 8. Re-appointment of the Risk Management Committee (RMC) 9. Maturity of Implementation and Implementation of Risk Management 10.Risk Appetite Statement (RAS) 2021
4	*Review* Penerapan *Enterprise Risk Management System* (ERMS) Review of Enterprise Risk Management System (ERMS) Implementation	1. Tersedianya Parameter Profil Risiko, *Risk Appetite Statement* 2. Tersedianya *Risk Register* 3. Tersedianya *Key Risk Indicator* 4. Tersedianya Forum Manajemen Risiko (FMR) atas implementasi KSAF yang dilaksanakan setiap bulan dan FMR atas Bedah Risiko 5. Tersedianya Database Manajemen Insiden 1. Availability of Risk Profile Parameters, Risk Appetite Statement 2. Availability of Risk Register 3. Availability of Key Risk Indicators 4. Availability of a Risk Management Forum (FMR) for the implementation of KSAF which is carried out every month and FMR for Risk Surgery 5. Availability of Incident Management Database
5	Pengembangan *Risk Management System* (RMS) Development of Risk Management System (RMS)	Telah tersedia *Risk Management System* sebagai pendukung pelaksanaan penerapan Manajemen Risiko A Risk Management System was available to support the implementation of Risk Management
6	Pengukuran tingkat *Maturity* Risiko di setiap divisi Measurement of Risk Maturity level in each division	1. Telah dilaksanakan *Risk Maturity Level Assessment* 1. Risk Maturity Level Assessment was carried out
7	Sosialisasi Budaya Sadar Risiko Socialization of Risk Awareness Culture	1. Telah dilakukan Sosialisasi terkait Parameter dari 9 jenis risiko berdasarkan POJK 44/POJK.05/2020 dan SEOJK Nomor 1/SEOJK.05/2021 2. Sosisalisasi Tanggap Darurat Bencana (Gempa Bumi dan Kebakaran) 1. Socialization related to the parameters of 9 types of risk has been carried out based on POJK 44/POJK.05/2020 and SEOJK Number 1/SEOJK.05/2021 2. Socialization of Disaster Emergency Response (Earthquake and Fire)

Komite di Bawah Direksi

Komite Investasi

TUGAS DAN TANGGUNG JAWAB KOMITE INVESTASI

1. Memberikan saran dan rekomendasi dalam:
   a. Menetapkan kebijakan investasi.
   b. Pemilihan instrumen investasi dan waktu penempatan investasi atas rencana investasi dan divestasi yang diusulkan dari Divisi Investasi.
   c. Memberikan analisa, telaahan dan pertimbangan atas usulan investasi atau divestasi dan kemungkinan dampaknya terhadap kinerja keuangan Perusahaan.
   d. Pemenuhan kecukupan kewajiban manfaat polis.
   e. Identifikasi, pengukuran, pemantauan dan pengendalian

Committees Under the Board of Directors

Investment Committee

DUTIES AND RESPONSIBILITIES OF THE INVESTMENT COMMITTEE

1. Providing advice and recommendations in:
   a. Establish investment policies.
   b. Selection of investment instruments and timing of investment placement for the proposed investment and divestment plans from the Investment Division.
   c. Provide analysis, review and consideration of investment or divestment proposals and their possible impact on the Company's financial performance.
   d. Fulfillment of adequacy of policy benefit obligations.
   e. Identification, measurement, monitoring and control of

risiko atas:
- Kegagalan pengelolaan aset investasi
- Proyeksi arus aset dan kewajiban
- Aset dan kewajiban dalam mata uang asing

f. Ketidakcukupan aset akibat perbedaan hasil investasi yang diasumsikan dengan hasil investasi yang diperoleh.

2. Mengawasi pelaksanaan kebijakan investasi yang telah ditetapkan.

STRUKTUR KEANGGOTAAN KOMITE INVESTASI

Susunan Anggota Komite Investasi, sesuai SK Nokep. 126.DIR/INV/X/2021 tanggal 13 Oktober 2021, yaitu:

Ketua : Direktur Utama
Wakil Ketua : Direktur Keuangan
Anggota :
- Direktur Kepatuhan & Hukum
- Direktur Operasional
- Direktur Pemasaran
- Aktuaris Perusahaan
- Kepala Divisi Manajemen Keuangan & Akuntansi
- Kepala Divisi Manajemen Risiko
- Kepala Divisi Product Development

risks of:
- Investment asset management failure
- Projected flows of assets and liabilities
- Assets and liabilities denominated in foreign currencies

f. Insufficient assets due to differences in the assumed investment returns with the investment returns obtained.

2. Supervising the implementation of established investment policies.

INVESTMENT COMMITTEE MEMBERSHIP STRUCTURE

The composition of the Investment Committee members, according to the Nokep Decree. 126.DIR/INV/X/2021 dated October 13, 2021, namely:

Chairman : President director
Vice Chairman : Director of Finance
Member :
- Compliance & Legal Director
- Operations Director
- Marketing Director
- Company Actuary
- Head of Financial Management & Accounting Division
- Head of Risk Management Division
- Head of Product Development Division

PROFIL ANGGOTA KOMITE INVESTASI

PROFILE OF MEMBERS OF THE INVESTMENT COMMITTEE

Nama Name	Jabatan Position	Keterangan Information	Profil Profile
Iwan Pasila	Ketua Chairman	Direktur Utama President director	Profil dapat di lihat pada bagian Profil Direksi dalam Laporan Tahunan ini. Profiles can be seen in the Profile of the Board of Directors in this Annual Report.
Lim Chet Ming	Wakil Ketua Vice Chairman	Direktur Keuangan Director of Finance	Profil dapat di lihat pada bagian Profil Direksi dalam Laporan Tahunan ini. Profiles can be seen in the Profile of the Board of Directors in this Annual Report.
Dany Cahya Rukmana	Anggota Member	Direktur Kepatuhan & Hukum Director of Compliance & Legal	Profil dapat di lihat pada bagian Profil Direksi dalam Laporan Tahunan ini. Profiles can be seen in the Profile of the Board of Directors in this Annual Report.
Yosie Wiliam Iroth	Anggota Member	Direktur Operasional Director of Operations	Profil dapat di lihat pada bagian Profil Direksi dalam Laporan Tahunan ini. Profiles can be seen in the Profile of the Board of Directors in this Annual Report.
Sutadi	Anggota Member	Direktur Pemasaran Marketing Director	Profil dapat di lihat pada bagian Profil Direksi dalam Laporan Tahunan ini. Profiles can be seen in the Profile of the Board of Directors in this Annual Report.
Nanang Suryana Santosa	Anggota Member	Aktuaris Perusahaan Company Actuaries	Profil dapat di lihat pada bagian Profil Pejabat Eksekutif dalam Laporan Tahunan ini. Profiles can be seen in the Executive Officer Profile section of this Annual Report.
Ratno Pranowo	Anggota Member	Kepala Divisi Manajemen Keuangan & Akuntansi Head of Financial Management & Accounting Division	Profil dapat di lihat pada bagian Profil Pejabat Eksekutif dalam Laporan Tahunan ini. Profiles can be seen in the Executive Officer Profile section of this Annual Report.
Hanung Budiarto	Anggota Member	Kepala Divisi Manajemen Risiko Head of Risk Management Division	Profil dapat di lihat pada bagian Profil Pejabat Eksekutif dalam Laporan Tahunan ini. Profiles can be seen in the Executive Officer Profile section of this Annual Report.
Yoseph Indrayana	Anggota Member	Kepala Divisi Product Development Head of Product Development Division	Profil dapat di lihat pada bagian Profil Pejabat Eksekutif dalam Laporan Tahunan ini. Profiles can be seen in the Executive Officer Profile section of this Annual Report.

PELAKSANAAN TUGAS KOMITE INVESTASI TAHUN 2021

Selama tahun 2021, Komite Investasi telah melaksanakan tugasnya melalui rapat dengan membahas antara lain:

1. Memberikan analisa, telaahan dan pertimbangan atas usulan investasi serta dampaknya terhadap kinerja keuangan Perusahaan,
2. Melakukan identifikasi, pengukuran, pemantauan dan pengendalian risiko atas investasi yang dilakukan.
3. Mengawasi pelaksanaan kebijakan investasi.

Komite Pengembangan Produk Asuransi

TUGAS DAN TANGGUNG JAWAB KOMITE PENGEMBANGAN PRODUK ASURANSI

Ketua

1. Memastikan bahwa produk dan/atau aktivitas bisnis baru yang akan dikembangkan sudah sesuai dengan rencana dan strategi perusahaan.
2. Membrikan saran serta rekomendasi produk dan/atau aktivitas baru yang diajukan.
3. Memberikan usulan kepada aktuaris Perusahaan agar melakukan evaluasi kinerja produk asuransi dan mengusulkan perubahan atau penghentian pemasarannya.

Sekretaris

1. Meregister pengajuan produk baru.
2. Mengkoordinir persiapan penyelenggaraan rapat pembahasan produk baru.
3. Menyusun notulen/risalah rapat.
4. Melakukan administrasi dokumen-dokumen yang berkaitan dengan rencana penerbitan produk baru.
5. Meminta persetujuan Direksi atas rencana penerbitan produk baru.
6. Mengusulkan dan memastikan kecukupan anggaran yang diperlukan untuk menyusun dan melaksanakan produk yang disusun.
7. Membuat/menyusun dan mengusulkan rencana produk yang akan dikembangkan oleh Perusahaan, berdasarkan hasil riset dan/atau informasi lainnya serta berdasarkan atas *feasibility study.*
8. Menyusun/menyiapkan konsep layanan (termasuk sistem dan prosedurnya) terkait produk yang disusun untuk memastikan agar produk dapat dilaksanakan dan ditatakerjakan di seluruh lini terkait.
9. Menyiapkan dan mengusulkan penetapan jalur pemasaran yang akan dipergunakan untuk memasarkan maupun menjual produk yang disusun.
10. Mengkoordinasikan komunikasi dan memastikan persiapan maupun penyelesaian perixinan yang diperlukan, termasuk kelancaran koordinasi/komunikasi dengan institusi lain (bila diperlukan), seperti BRI, Pemegang Saham, dan lainnya.
11. Memonitor dan memastikan kesiapan dukungan teknologi untuk mendukung pelayanan produk sesuai dengan prosedur yang disepakati dan ditetapkan.

TASKS IMPLEMENTATION OF THE INVESTMENT COMMITTEE IN 2021

During 2021, the Investment Committee carried out the duties through meetings to discuss, among others:

1. Providing analysis, review and consideration of investment proposals and their impact on the Company's financial performance,
2. Identifying, measuring, monitoring and controlling the risks of the investments made.
3. Supervising the implementation of investment policies.

Insurance Product Development Committee

DUTIES AND RESPONSIBILITIES OF THE INSURANCE PRODUCT DEVELOPMENT COMMITTEE

Chairman

1. Ensure that new products and/or business activities to be developed are in accordance with the company's plans and strategies.
2. Provide suggestions and recommendations for proposed new products and/or activities.
3. Provide proposals to the Company's actuaries to evaluate the performance of insurance products and propose changes or discontinuation of marketing.

Secretary

1. Register new product submissions.
2. Coordinate the preparation of the new product discussion meeting.
3. Prepare meeting minutes/minutes.
4. Perform administration of documents related to the plan to issue new products.
5. Request approval from the Board of Directors on the plan to issue new products.
6. Propose and ensure the adequacy of the budget needed to prepare and implement the product that is prepared.
7. Create/compile and propose product plans to be developed by the Company, based on research results and/or other information as well as based on feasibility studies.
8. Develop/prepare service concepts (including systems and procedures) related to products that are prepared to ensure that products can be implemented and managed in all related lines.
9. Prepare and propose the determination of marketing channels that will be used to market and sell the products that have been prepared.
10. Coordinate communication and ensure preparation and completion of required permits, including smooth coordination/communication with other institutions (if needed), such as BRI, Shareholders, and others.
11. Monitor and ensure the readiness of technology support to support product services in accordance with agreed and established procedures.

12. Memonitor dan mengevaluasi implementasi produk termasuk hasil produksi minimal selama 6 (enam) bulan, serta menyiapkan laporan khusus evaluasi berkala 3 (tiga) bulanan kepada Direksi.
13. Menyiapkan dan menyusun usulan kepada Direksi apabila terdapat revisi produk.

Anggota

1. Membahas, menganalisa, memberikan usulan dan memberikan masukan terkait rencana penerbitan produk dan atau aktivitas baru sesuai dengan kapasitas masing-masing baik melalui rapat komite maupun tertulis secara sirkuler.
2. Merekomendasikan produk dan atau aktivitas baru yang diusulkan.
3. Memastikan kesiapan seluruh perangkat pendukung.

STRUKTUR KEANGGOTAAN KOMITE PENGEMBANGAN PRODUK

Komite terdiri dari beberapa fungsi lini bisnis yang terdapat pada organisasi, terkait dengan produk dan pemasaran dengan susunan sebagai berikut:

1. Ketua : Direktur Teknik dan Operasional
2. Sekretaris : Kepala Divisi Manajemen Produk
3. Anggota :
   - Aktuaris Perusahaan
   - Kepala Divisi Manajemen Investasi
   - Kepala Divisi Manajemen Keuangan dan Aktuaris
   - Kepala Divisi Manajemen Risiko
   - Kepala Divisi Kepatuhan & Legal
   - Kepala Divisi Perencanaan & Pengembangan Teknologi Informasi
   - Kepala Divisi Strategi Pemasaran Bancassurance
   - Kepala Divisi Penjualan Agency & Syariah
   - Kepala Divisi Strategi & Dukungan Bisnis Korporasi
   - Kepala Divisi Dukungan Syariah
   - Kepala Divisi Perencanaan Strategis
   - Kepala Divisi Penjualan Bancassurance
   - Kepala Divisi Penjualan & Aliasi Digital

12. Monitor and evaluate product implementation including production results for a minimum of 6 (six) months, as well as prepare special periodic evaluation reports for 3 (three) months to the Board of Directors.
13. Prepare proposals to the Board of Directors if there are product revisions.

Member

1. Discuss, analyze, provide proposals and provide input related to plans for the issuance of new products and or activities in accordance with their respective capacities, either through committee meetings or in written circulars.
2. Recommend new products and or proposed activities.
3. Ensure the readiness of all supporting devices.

PRODUCT DEVELOPMENT COMMITTEE MEMBERSHIP STRUCTURE

The committee consists of several line of business functions in the organization, related to products and marketing with the following structure:

1. Chairman : Director of Engineering and Operations
2. Secretary : Head of Product Management Division
3. Member :
   - Company Actuary
   - Head of Investment Management Division
   - Head of Financial Management and Actuary Division
   - Head of Risk Management Division
   - Head of Compliance and Legal Division
   - Head of Information Technology Planning & Development Division
   - Head of Bancassurance Marketing Strategy Division
   - Head of Agency & Sharia Sales Division
   - Head of Corporate Business Strategy & Support Division
   - Head of Sharia Support Division
   - Head of Strategic Planning Division
   - Head of Bancassurance Sales Division
   - Head of Sales & Digital Alliance Division

PROFIL ANGGOTA KOMITE PENGEMBANGAN PRODUK

PROFILE OF PRODUCT DEVELOPMENT COMMITTEE MEMBER

Nama Name	Jabatan Position	Keterangan Information	Profil Profile
Yosie Wiliam Iroth	Ketua Chairman	Direktur Operasional Director of Operations	Profil dapat di lihat pada bagian Profil Direksi dalam Laporan Tahunan ini. The Profile can be seen in the Profile of the Board of Directors in this Annual Report.
Nanang Suryana Santosa	Anggota Member	Aktuaris Perusahaan Company Actuaries	Profil dapat di lihat pada bagian Profil Pejabat Eksekutif dalam Laporan Tahunan ini. The Profile can be seen in the Profile of the Board of Directors in this Annual Report.
Indriati	Anggota Member	Kepala Divisi Investasi Head of Investment Division	Profil dapat di lihat pada bagian Profil Pejabat Eksekutif dalam Laporan Tahunan ini. The Profile can be seen in the Profile of the Board of Directors in this Annual Report.
Ratno Pranowo	Anggota Member	Kepala Divisi Manajemen Keuangan dan Akuntansi Head of Financial Management and Accounting Division	Profil dapat di lihat pada bagian Profil Pejabat Eksekutif dalam Laporan Tahunan ini. The Profile can be seen in the Profile of the Board of Directors in this Annual Report.

Nama Name	Jabatan Position	Keterangan Information	Profil Profile
Hanung Budiarto	Anggota Member	Kepala Divisi Manajemen Risiko Head of Risk Management Division	Profil dapat di lihat pada bagian Profil Pejabat Eksekutif dalam Laporan Tahunan ini. The Profile can be seen in the Profile of the Board of Directors in this Annual Report.
Yun Yun Maulana Bhakti	Anggota Member	Kepala Divisi Kepatuhan & Legal Head of Compliance & Legal Division	Profil dapat di lihat pada bagian Profil Pejabat Eksekutif dalam Laporan Tahunan ini. The Profile can be seen in the Profile of the Board of Directors in this Annual Report.
Mohammad Azis Efendi	Anggota Member	Kepala Divisi Teknologi Informasi Head of Information Technology Division	Profil dapat di lihat pada bagian Profil Pejabat Eksekutif dalam Laporan Tahunan ini. The Profile can be seen in the Profile of the Board of Directors in this Annual Report.
Muhammad Fathony Kusmadi	Anggota Member	Kepala Divisi Perencanaan Strategis Head of Strategic Planning Division	Profil dapat di lihat pada bagian Profil Pejabat Eksekutif dalam Laporan Tahunan ini. The Profile can be seen in the Profile of the Board of Directors in this Annual Report.

PELAKSANAAN TUGAS KOMITE PENGEMBANGAN PRODUK TAHUN 2021

Selama tahun 2021, Komite Pengembangan Produk telah melaksanakan tugasnya melalui rapat dengan membahas antara lain:

1. Membahas, menganalisa, memberikan usulan dan memberikan masukan terkait rencana penerbitan produk dan atau aktivitas baru sesuai dengan kapasitas masing-masing baik melalui rapat komite maupun tertulis secara sirkuler.
2. Merekomendasikan produk dan atau aktivitas baru yang diusulkan.

DUTY IMPLEMENTATION OF THE PRODUCT DEVELOPMENT COMMITTEE IN 2021

During 2021, the Product Development Committee carried out its duties through meetings to discuss, among others:

1. Discussing, analyzing, proposing and providing input related to plans for the issuance of new products and or activities in accordance with their respective capacities, either through committee meetings or in written circulars.
2. Recommending new products and or proposed activities.

Komite Manajemen Risiko

TUGAS DAN TANGGUNG JAWAB KOMITE MANAJEMEN RISIKO

1. Memberikan rekomendasi kepada Direktur Utama dan Direksi dalam hal:
   a. Penetapan Kebijakan Umum Manajemen Risiko beserta perubahan jika diperlukanm termasuk penerapan kebijakan manajemen risiko, strategi manajemen risiko dan *contingency plan* apabila kondisi eksternal tidak normal terjadi.
   b. Penyempurnaan proses manajemen risiko secara berkala maupun bersifat insidentil sebagai akibat dari suatu perubahan kondisi eksternal dan internal BRILife.
   c. Penetapan metodologi pengukuran risiko dan perubahannya.
   d. Penetapan limit risiko dan perubahannya.
   e. Penetapan kebijakan/atau keputusan bisnis yang menyimpang dari prosedur normal, seperti pelampauan ekspansi usaha yang signifikan dibanding dengan rencana bisnis BRILife yang telah ditetapkan sebelumnya atau pengambilan posisi/eksposur risiko yang melampaui limit yang telah ditetapkan.
2. Menyampaikan laporan profil risiko dan hasil pemantauan risiko serta rekomendasi perubahan apabila diperlukan, kepada anggota Komite Manajemen Risiko.

Risk Management Committee

DUTIES AND RESPONSIBILITIES OF THE RISK MANAGEMENT COMMITTEE

1. Provide recommendations to the President Director and the Board of Directors in terms of:
   g. Determination of the General Risk Management Policy and changes if necessary, including the implementation of risk management policies, risk management strategies and contingency plans if abnormal external conditions occur.
   h. Improving the risk management process periodically or incidentally as a result of changes in BRILife's external and internal conditions.
   i. Determination of risk measurement methodology and its changes.
   j. Determination of risk limits and their changes.
   k. Determination of policies/or business decisions that deviate from normal procedures, such as exceeding a significant business expansion compared to the previously determined BRILife business plan or taking positions/risk exposures that exceed the predetermined limits.
2. Submit risk profile reports and risk monitoring results as well as recommendations for changes, if necessary, to members of the Risk Management Committee.

3. Memberikan wewenang kepada Sub Komite Manajemen Risiko untuk melakukan pembahasan isu-isu spesifik yang membutuhkan penanganan serta dan tidak membutuhkan keterlibatan seluruh anggota Komite Manajemen Risiko.

STRUKTUR KEANGGOTAAN KOMITE MANAJEMEN RISIKO

Susunan Anggota Komite Manajemen Risiko, sesuai SK Nokep. S.122-DIR/MRO/X/2021 tanggal 6 Oktober 2021, yaitu:

Ketua : Direktur Kepatuhan & Legal
Anggota : 1. Executive Vice President Divisi Manajemen Risiko
2. Seluruh Direktur PT Asuransi BRI Life
3. Seluruh Pimpinan Unit Kerja PT Asuransi BRI Life

PROFIL ANGGOTA KOMITE MANAJEMEN RISIKO

Profil Ketua dan anggota Komite dapat dilihat pada bagian Profil Direksi dan Profil Pejabat Eksekutif dalam Laporan Tahunan ini.

PELAKSANAAN TUGAS KOMITE MANAJEMEN RISIKO TAHUN 2021

Selama tahun 2021, Komite Manajemen Risiko telah melaksanakan tugasnya melalui rapat dengan membahas antara lain:

1. Profil risiko dan hasil pemantauan risiko.
2. Penerapan manajemen risiko.

Komite Pengarah Teknologi Informasi

TUGAS DAN TANGGUNG JAWAB KOMITE PENGARAH TEKNOLOGI INFORMASI

Komite Pengarah Teknologi Informasi mempunyai tugas dan tanggung jawab sebagai berikut:

1. Memberikan rekomendasi rencana strategis TI sesuai dengan rencana strategis kegiatan usaha Perusahaan.
2. Mereviu efektivitas langkah-langkah strategis untuk meninmalkan risiko atas invetasi Perusahaan pada sektor TI.
3. Mereviu kelayakan investasi pada sektor TI yang dapat memberikan kontribusi terhadap tercapainya tujuan bisnis Perusahaan.
4. Mereviu perumusan kebijakan, standar, dan prosedur TI yang utama.
5. Memastikan kesesuaian proyek-proyek TI yang disetujui dan dilaksanakan sesuai dengan rencana strategis TI.
6. Memantau dan mengevaluasi pelaksanaan proyek-proyek TI agar sesuai dengan rencana proyek yang disepakati.
7. Memantau dan mengevaluasi realisasi anggaran pelaksanaan proyek-proyek TI.
8. Memantau dan mengevaluasi kesesuaian antara TI dan kebutuhan sistem informasi manajemen dan kebutuhan kegiatan usaha Perusahaan.
9. Melaksanakan pemantauan atas kinerja TI dan memberikan rekomendasi upaya peningkatannya.

3. Give authority to the Risk Management Sub-Committee to discuss specific issues that require handling and do not require the involvement of all members of the Risk Management Committee.

RISK MANAGEMENT COMMITTEE MEMBERSHIP STRUCTURE

Composition of Risk Management Committee Members, in accordance with Nokep Decree. S.122-DIR/MRO/X/2021 dated October 6, 2021, namely:

Chairman : Compliance & Legal Director
Member : 1. Executive Vice President Risk Management Division
2. All Directors of PT Asuransi BRI Life
3. All Heads of Work Units of PT Asuransi BRI Life

PROFILE OF RISK MANAGEMENT COMMITTEE MEMBER

The profiles of the Chair and members of the Committee can be seen in the Profile of the Board of Directors and Profile of Executive Officers in this Annual Report.

TASKS IMPLEMENTATION OF THE RISK MANAGEMENT COMMITTEE IN 2021

During 2021, the Risk Management Committee carried out its duties through meetings to discuss, among others:

1. Risk profile and results of risk monitoring.
2. Implementation of risk management.

Information Technology Steering Committee

DUTIES AND RESPONSIBILITIES OF THE INFORMATION TECHNOLOGY STEERING COMMITTEE

The Information Technology Steering Committee has the following duties and responsibilities:

1. Providing recommendations for IT strategic plans in accordance with the Company's business activities strategic plans.
2. Reviewing the effectiveness of strategic measures to minimize risks to the Company's investment in the IT sector.
3. Reviewing the feasibility of investing in the IT sector that can contribute to the achievement of the Company's business objectives.
4. Reviewing the formulation of key IT policies, standards and procedures.
5. Ensuring the conformity of IT projects that are approved and implemented in accordance with the IT strategic plan.
6. Monitoring and evaluating the implementation of IT projects in accordance with the agreed project plan.
7. Monitoring and evaluating the realization of the IT project implementation budget.
8. Monitoring and evaluating the conformity between IT and management information system requirements and the needs of the Company's business activities.
9. Carrying out monitoring of IT performance and provide recommendations for improvement efforts.

10. Memberikan rekomendasi dan memantau upaya penyelesaian berbagai masalah terkait TI yang tidak dapat diselesaikan oleh unit kerja pengguna dan penyelenggara TI secara efektif, efisien dan tepat waktu.
11. Memastikan kecukupan dan alokasi sumber daya TI yang dimiliki Perusahaan.

STRUKTUR KEANGGOTAAN KOMITE PENGARAH TEKNOLOGI INFORMASI

Susunan Anggota Komite Pengarah Teknologi Informasi (Information Technology Steering Committee) sesuai SK Nokep. S.194-DIR/PPTI/X/2020 tanggal 1 Oktober 2020 yaitu:

Ketua : Direktur Utama

Anggota :

1. Direktur Keuangan, Investasi dan Teknologi Informasi
2. Kepala Divisi Perencanaan dan Pengembangan Teknologi Informasi
3. Seluruh Kepala Divisi dan Kepala Unit Kerja setingkat Divisi Kantor Pusat Pengguna TI

10. Providing recommendations and monitor efforts to resolve various IT-related problems that cannot be resolved by the work unit of users and IT providers in an effective, efficient and timely manner.
11. Ensuring the adequacy and allocation of the Company's IT resources.

MEMBERSHIP STRUCTURE OF INFORMATION TECHNOLOGY STREET COMMITTEE

The composition of the Information Technology Steering Committee is in accordance with the Nokep Decree. S.194-DIR/PPTI/X/2020 dated October 1, 2020, namely:

Chairman : President Director

Members :

1. Director of Finance, Investment and Information Technology
2. Head of Information Technology Planning and Development Division
3. All Heads of Divisions and Heads of Work Units at the Head Office Division of IT Users

PROFIL ANGGOTA KOMITE PENGARAH TEKNOLOGI INFORMASI

PROFILE OF INFORMATION TECHNOLOGY STUDYING COMMITTEE MEMBERS

Nama Name	Jabatan Position	Keterangan Information	Profil Profile
Iwan Pasila	Ketua Chairman	Direktur Utama President director	Profil dapat di lihat pada bagian Profil Direksi dalam Laporan Tahunan ini. The Profile can be seen in the Profile of the Board of Directors in this Annual Report.
Lim Chet Ming	Anggota Member	Direktur Keuangan Director of Finance	Profil dapat di lihat pada bagian Profil Direksi dalam Laporan Tahunan ini. The Profile can be seen in the Profile of the Board of Directors in this Annual Report.
Mohammad Azis Efendi	Anggota Member	Kepala Divisi Teknologi Informasi Head of Information Technology Division	Profil dapat di lihat pada bagian Profil Pejabat Eksekutif dalam Laporan Tahunan ini. The Profile can be seen in the Profile of the Board of Directors in this Annual Report.

PELAKSANAAN TUGAS KOMITE PENGARAH TEKNOLOGI INFORMASI TAHUN 2021

Selama tahun 2021, Komite Pengarah Teknologi Informasi telah melaksanakan tugasnya melalui rapat dengan membahas antara lain:

1. Rencana strategis TI.
2. Pemantauan atas Kinerja TI.
3. Memastikan kecukupan dan alokasi sumber daya TI yang dimiliki Perusahaan.

TASKS IMPLEMENTATION OF THE INFORMATION TECHNOLOGY STEERING COMMITTEE IN 2021

During 2021, the Information Technology Steering Committee carried out its duties through meetings to discuss, among others:

1. IT strategic plan.
2. Monitoring of IT Performance.
3. Ensuring the adequacy and allocation of IT resources owned by the Company.

Akuntan Publik

Penunjukan Akuntan Publik

Sesuai keputusan Pemegang Saham dalam penunjukan akuntan publik, Komite Audit telah mengadakan rapat Komite pada tanggal 19 April 2021 guna membahas usulan auditor eksternal (Kantor Akuntan Publik) yang akan melaksanakan audit atas

Public Accountant

Appointment of Public Accountant

In accordance with the decision of the Shareholders on the appointment of a public accountant, the Audit Committee held a Committee meeting on April 19, 2021 to discuss the proposal of an external auditor (Public Accounting Firm) to conduct an

informasi keuangan historis tahunan Perseroan untuk tahun buku 2021. Komite Audit mengusulkan KAP yang akan melaksanakan audit tersebut adalah KAP Purwantono, Sungkoro & SUrja (*a member of firm Ernst & Young Global Limited*). Berdasarkan usulan Komite Audit, selanjutnya Dewan Komisaris meminta bantuan kepada Direksi untuk segera menindaklanjuti.

audit of the Company's annual historical financial information for the 2021 financial year. The audit was conducted by KAP Purwantono, Sungkoro & SUrja (a member of firm Ernst & Young Global Limited). Based on the recommendation of the Audit Committee, the Board of Commissioners requested assistance from the Board of Directors to immediately follow up.

Kantor Akuntan Publik, Nama Akuntan dan *Fee* Periode 5 Tahun Terakhir

Public Accounting Office, Name of Accountant and Fee For The Last 5 Years

Tabel Kantor Akuntan Publik, Nama Akuntan, dan *Fee* KAP Periode 5 Tahun Terakhir
Table of Public Accounting Firms, Accountant Names, and KAP Fees for the Last 5 Years

Tahun Year	Kantor Akuntan Publik Public accounting firm	Periode KAP KAP period	Nama Akuntan (Partner Penanggung Jawab) Accountant Name (Responsible Partner)	Periode AP AP period	*Fee* Jasa Audit Audit Service Fee
2021	KAP EY (Purwantoro, Sungkoro & Surja)	Periode Kelima Fifth Period	Cristophorus Alvin Kossim	Periode Kedua Second Period	Rp1.450.000.000
2020	KAP EY (Purwantoro, Sungkoro & Surja)	Periode Keempat Fourth Period	Cristophorus Alvin Kossim	Periode Pertama First Period	Rp 1.350.000.000
2019	KAP EY (Purwantoro, Sungkoro & Surja)	Periode Ketiga Third Period	Muhammad Kurniawan	Periode Pertama First Period	Rp 1.295.000.000
2018	KAP EY (Purwantono, Sungkoro & Surja)	Periode Kedua Second Period	Danil Setiadi Handaja, CPA	Periode Kedua Second Period	Rp 1.125.000.000
2017	KAP EY (Purwantono, Sungkoro & Surja)	Periode Pertama First Period	Danil Setiadi Handaja, CPA	Periode Pertama First Period	Rp925.000.000

Jasa Lain yang Diberikan Akuntan

Selama tahun 2021, tidak terdapat jasa lain yang diberikan oleh akuntan.

Other Services Provided Accountant

During 2021, there are no other services provided by accountants.

Sistem Pengendalian Internal

Internal Control System

Pengendalian Keuangan dan Operasional, Serta Kepatuhan Terhadap Peraturan Perundang-Undangan Lainnya

Financial and Operational Control, and Compliance with Other Laws and Regulations

Pengendalian Keuangan dan Operasional
Kegiatan pengendalian mencakup penetapan kebijakan dan prosedur pengendalian serta proses verifikasi lebih dini untuk memastikan bahwa kebijakan dan prosedur tersebut secara konsisten dipatuhi. Kegiatan pengendalian diterapkan pada semua tingkatan fungsional sesuai dengan struktur organisasi perusahaan.

Financial and Operational Control
Control activities included the establishment of control policies and procedures as well as an earlier verification process to ensure that these policies and procedures were consistently adhered to. Control activities were applied at all functional levels in accordance with the company's organizational structure.

Kepatuhan terhadap Peraturan Perundang-undangan lainnya
Secara umum dijalankan oleh Divisi Kepatuhan & Hukum. Tanggung jawab Direktur Kepatuhan & Legal antara lain memastikan bahwa seluruh kebijakan, ketentuan, sistem dan prosedur, serta kegiatan usaha yang dilakukan BRILife telah sesuai dengan ketentuan Otoritas Jasa Keuangan dan ketentuan peraturan

Compliance with other laws and regulations

Generally run by the Compliance & Legal Division. The Compliance & Legal Director's responsibilities included ensuring that all policies, provisions, systems and procedures, as well as business activities carried out by BRILife were in accordance with the provisions of the Financial Services Authority and the provisions of

perundang-undangan serta melakukan sistem pencegahan agar kebijakan dan/atau keputusan yang diambil Direksi BRILife tidak menyimpang dari ketentuan Otoritas Jasa Keuangan dan ketentuan peraturan perundang-undangan. Di samping itu, tanggung jawab Divisi Kepatuhan & Hukum antara lain melakukan identifikasi, pengukuran, monitoring dan pengendalian terhadap Risiko Kepatuhan dengan mengacu pada Peraturan Otoritas Jasa Keuangan mengenai Penerapan Manajemen Risiko perusahaan termasuk melakukan upaya-upaya untuk memastikan bahwa kebijakan, ketentuan, sistem dan prosedur serta kegiatan usaha BRILife telah sesuai dengan Ketentuan Otoritas Jasa Keuangan dan/atau peraturan perundang-undangan yang berlaku.

Dalam meningkatkan efektivitas pengendalian kepatuhan terhadap peraturan perundang-undangan, secara berkala Divisi Kepatuhan & Hukum memiliki program kerja penilaian efektivitas budaya kepatuhan. BRILife telah memiliki parameter pengukuran efektivitas penerapan budaya kepatuhan untuk unit kerja yang dilakukan sekali dalam satu tahun. Penilaian tersebut memberikan gambaran kepada manajemen untuk mengetahui tingkat kepatuhan masing-masing unit kerja yang dapat menjadi pertimbangan untuk menilai KPI masing-masing unit kerja.

Penilaian terhadap kecukupan implementasi Fungsi Kepatuhan di BRILife dilaksanakan oleh Direksi secara berkala melalui Laporan Fungsi Kepatuhan yang secara semesteran juga disampaikan kepada Otoritas Jasa Keuangan. Ringkasan pelaksanaan implementasi yang tertuang dalam Laporan Fungsi Kepatuhan memuat informasi yang cukup menyeluruh antara lain pengelolaan risiko kepatuhan, program pengendalian gratifikasi, program APU-PPT dan lainnya

Kesesuaian dengan *Committee of Sponsoring Organizations of Tradeway Commission* (COSO)

Penerapan sistem pengendalian internal Perseroan telah mengacu pada Internal Control Integrated Framework (COSO) tahun 2017 dengan komponen sistem pengendalian internal yaitu:

1. **Lingkungan Internal**
   Mengidentifikasi kondisi internal perusahaan, meliputi kekuatan dan kelemahannya, serta pandangan entitas terhadap risiko dan manajemen risiko.
2. **Penetapan Sasaran**
   Sasaran kegiatan manajemen risiko harus sejalan dengan sasaran dari perusahaan, serta konsisten dengan *risk appetite* perusahaan.
3. **Identifikasi Kejadian**
   Kejadian internal dan eksternal yang dapat mempengaruhi pencapaian sasaran perusahaan harus diidentifikasi, meliputi risiko dengan kesempatan yang dapat muncul.

laws and regulations as well as implementing a preventive system so that policies and/or decisions taken by the Board of Directors of BRILife did not deviate from the provisions of the Financial Services Authority and the provisions of laws and regulations. In addition, the responsibilities of the Compliance & Legal Division included identifying, measuring, monitoring and controlling Compliance Risk with reference to the Financial Services Authority Regulation concerning the Implementation of Company Risk Management including making efforts to ensure that policies, provisions, systems and procedures and BRILife's business activities were in accordance with the provisions of the Financial Services Authority and/or applicable laws and regulations.

In improving the effectiveness of controlling compliance with laws and regulations, the Compliance & Legal Division regularly had a work program to assess the effectiveness of the compliance culture. BRILife already had parameters for measuring the effectiveness of implementing a compliance culture for work units carried out once a year. The assessment provided an overview for management to determine the level of compliance of each work unit which could be taken into consideration in assessing the KPI of each work unit.

Assessment of the adequacy of the implementation of the Compliance Function at BRILife was carried out by the Board of Directors on a regular basis through the Compliance Function Report also submitted on a semi-annual basis to the Financial Services Authority. The summary of the implementation contained in the Compliance Function Report contained comprehensive information including compliance risk management, gratification control programs, AML & CFT programs and others.

Compliance with the Committee of Sponsoring Organizations of Tradeway Commission (COSO)

The implementation of the Company's internal control system referred to the 2017 Internal Control Integrated Framework (COSO) with components of the internal control system, namely:

1. **Internal Environment**
   Identifying the company's internal conditions, including its strengths and weaknesses, as well as the entity's view of risk and risk management.
2. **Goal Setting**
   The objectives of risk management activities must be in line with the objectives of the company, and be consistent with the company's risk appetite.
3. **Occurrence Identification**
   Internal and external events that can affect the achievement of company goals must be identified, including risks and opportunities that may arise.

4. **Penilaian Risiko**
   Risiko dianalisis berdasarkan kemungkinan dan dampaknya. Hasil analisis risiko akan dijadikan dasar untuk menentukan perlakuan risiko.
5. **Perlakuan Risiko**
   Terdapat empat alternative pada perlakuan risiko, yaitu menghindari, menerima, mengurangi dan membagi risiko. Pemilihan perlakuan risiko dilakukan dengan membandingkan hasil analisis risiko dengan *risk appetite* dan *risk tolerance*.
6. **Informasi dan Komunikasi**
   Informasi yang relevan diidentifikasi, diperoleh dan dikomunikasikan dalam bentuk dan waktu yang tepat agar personila dapat melakukan tanggung jawabnya dengan baik.
7. **Pemantauan**
   Seluruh kegiatan *Enterprise Risk Management* harus dipantau, dievaluasi dan dikembangkan.

Evaluasi Pelaksanaan Sistem Pengendalian Internal

Pemeriksaan dan penilaian atas efektivitas dari struktur pengendalian intern dimaksudkan untuk menentukan sejauh mana struktur tersebut sudah berfungsi sebagaimana diharapkan.

Penilaian atas efektivitas struktur pengendalian intern dilakukan melalui evaluasi terhadap konsistensi penerapan pengendalian intern.

Satuan Kerja Audit Intern selaku *third line of defence* bertugas melakukan pemantauan dan validasi atas kecukupan dan efektivitas pengendalian intern pada manajemen risiko operasional di BRILife.

Pernyataan Direksi dan/atau Dewan Komisaris atas Kecukupan Sistem Pengendalian Internal

Berdasarkan hasil penelaahan dan berdasarkan diskusi bersama Manajemen, Komite Audit, Auditor Independen, SKAI dan beberapa Divisi Terkait bahwa Direksi dan Dewan Komisaris menilai bahwa sistem pengendalian intern dan manajemen risiko perusahaan telah memadai dalam mengidentifikasi risiko sehingga Perseroan dapat mengidentifikasi dan mengelola risiko tersebut.

4. **Risk Assessment**
   Risks are analyzed based on their likelihood and impact. The results of the risk analysis will be used as the basis for determining risk treatment.
5. **Risk Treatment**
   There are four alternatives to risk treatment, namely avoiding, accepting, reducing and sharing risks. The selection of risk treatment is carried out by comparing the results of the risk analysis with risk appetite and risk tolerance.
6. **Information and Communication**
   Relevant information is identified, obtained and communicated in an appropriate form and time so that personnel can carry out their responsibilities properly.
7. **Monitoring**
   All Enterprise Risk Management activities must be monitored, evaluated and developed.

Evaluation of Internal Control System Implementation

Examination and assessment of the effectiveness of the internal control structure is intended to determine the extent to which the structure is functioning as expected.

Assessment of the effectiveness of the internal control structure is carried out through an evaluation of the consistency of the implementation of internal control.

The Internal Audit Unit as the third line of defense was in charge of monitoring and validating the adequacy and effectiveness of internal control in operational risk management at BRILife.

Statement of the Board of Directors and/or Board of Commissioners on the Adequacy of the Internal Control System

Based on the results of the review and based on discussions with the Management, Audit Committee, Independent Auditor, SKAI and several Related Divisions, the Board of Directors and Board of Commissioners considered that the company's internal control and risk management systems were adequate in identifying risks so that the Company could identify and manage these risks.

Manajemen Risiko

Risk Management

Kerangka Manajemen Risiko

Risk Management Framework

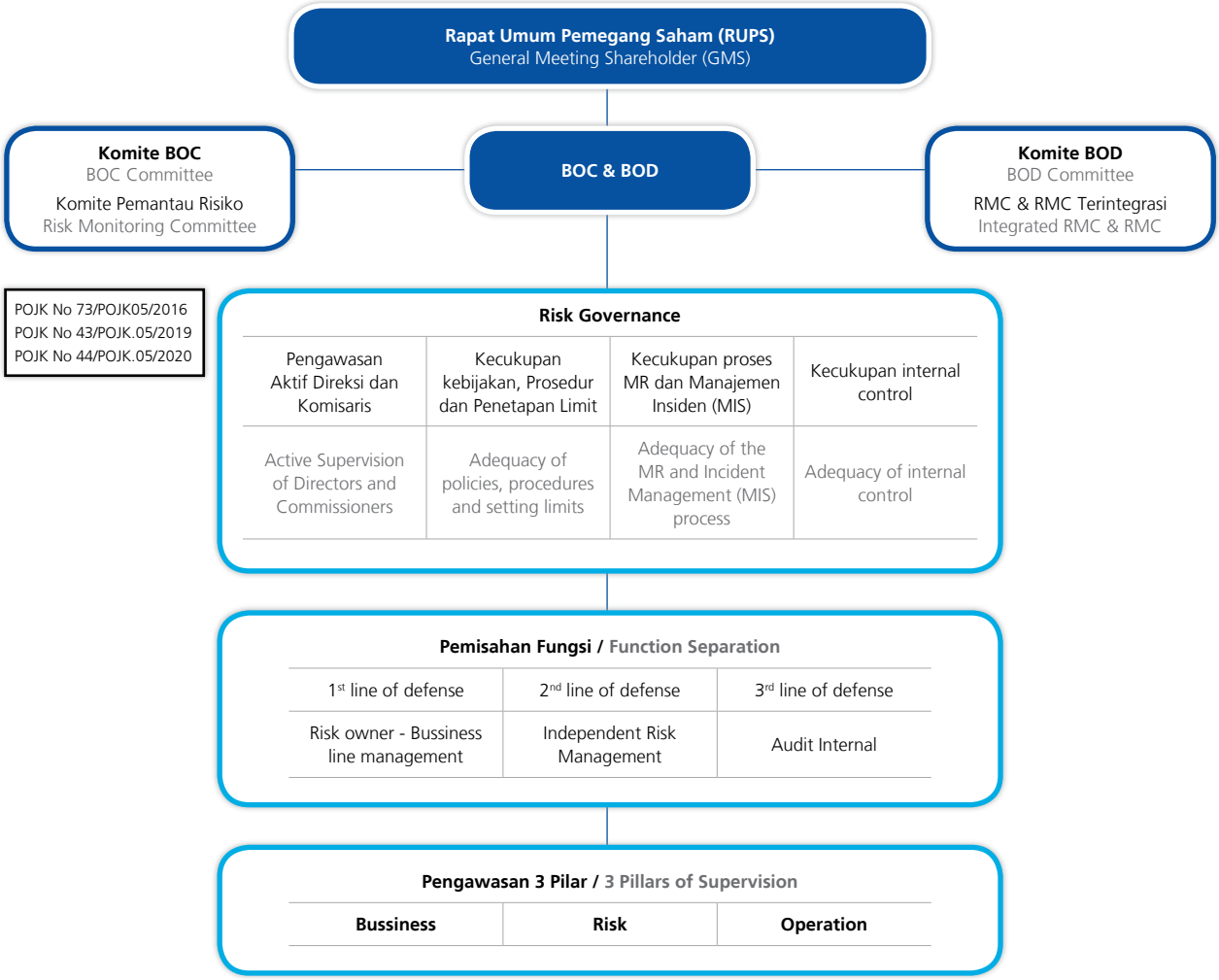

Framework Manajemen Risiko BRILife yang disesuaikan dengan *best practice* sebagai berikut:

1. Komitmen Dewan Komisaris dan Direksi
2. Budaya Sadar Risiko
3. Filosofi Risiko
4. *Risk Appetite & Risk Tolerance*
5. Struktur dan Fungsi Organisasi
6. Kebijakan dan Prosedur

Penjelasan *Framework* Manajemen Risiko:

1. Adanya komitmen dari *Board of Director* (BOD), *Board of Commissioner* (BOC) dan senior manajemen. Komitmen BOD merupakan faktor yang dominan untuk menentukan keberhasilan penerapan ERM karena ERM tidak akan dapat diterapkan jika BOD tidak mendukung sepenuhnya.
2. Adanya kebijakan, sistem dan proses kontrol yang ditunjang dengan budaya risiko (*risk culture*) (perduli terhadap risiko) yang kuat.
3. Adanya komunikasi dan pembelajaran yang terus menerus.

The BRILife Risk Management Framework adapted to best practice is as follows:

1. Commitment of the Board of Commissioners and Directors
2. Risk Awareness Culture
3. Risk Philosophy
4. Risk Appetite & Risk Tolerance
5. Organizational Structure and Function
6. Policies and Procedures

Explanation of the Risk Management Framework:

1. There is a commitment from the Board of Directors (BOD), the Board of Commissioners (BOC) and senior management. BOD commitment is the dominant factor to determine the success of ERM implementation because ERM will not be implemented if BOD does not fully support it.
2. The existence of policies, systems and control processes that are supported by a strong risk culture (concern for risk).
3. There is continuous communication and learning.

4. Adanya kejelasan dalam penentuan *risk appetite & risk tolerance* sesuai dengan kemampuan perusahaan (*clear limits on delegated authority*).
5. Adanya integrasi antara ERM ke dalam *strategic planning*, proses bisnis, penilaian karya/kinerja dan kompetensi (*rewards system* dikaitkan dengan *risk based performance*).
6. Adanya organisasi manajemen risiko yang permanen.
7. Adanya akuntabilitas dan responsibilitas yang jelas (*including clear ownership of risk*).

Sistem Manajemen Risiko

Sistem manajemen risiko yang diterapkan di BRILife meliputi tahapan identifikasi, pengukuran, pengendalian dan pemantauan atau sesuai dengan ketentuan yang berlaku. Proses manajemen risiko tersebut dilakukan terhadap faktor-faktor risiko kuantitatif maupun kualitatif yang berpengaruh secara signifikan terhadap kondisi keuangan BRILife.

a. Identifikasi
BRILife mengidentifikasi risiko dengan menganalisis seluruh karakteristik risiko yang melekat pada perusahaan dan risiko dari kegiatan usaha/proses bisnis di BRILife. Proses identifikasi risiko akan sangat menentukan cakupan dan skala tahapan pengukuran, pemantauan dan pengendalian risiko.

Identifikasi risiko bersifat proaktif, mencakup seluruh aktivitas bisnis BRILife dan dilakukan dalam rangka menganalisis sumber dan kemungkinan timbulnya risiko beserta dampaknya. Proses identifikasi risiko dilakukan dengan menganalisis seluruh sumber risiko yang paling kurang dilakukan terhadap risiko dari produk dan aktivitas BRILife serta memastikan bahwa risiko dari produk dan aktivitas baru telah melalui proses manajemen risiko yang layak sebelum diperkenalkan atau dijalankan. Proses identifikasi risiko dilakukan dengan memperhatikan faktor yang mempengaruhi risiko.

b. Pengukuran
Sistem pengukuran Risiko digunakan untuk mengukur Eksposur Risiko BRILife sebagai acuan untuk melakukan pengendalian. Pengukuran dilakukan secara berkala baik untuk produk dan lini usaha maupun produk dan aktivitas bisnis. Metode pengukuran risiko dilakukan secara kuantitatif dan/atau kualitatif. Metode pengukuran berupa metode yang ditetapkan oleh regulator dalam rangka penilaian risiko dan perhitungan modal, maupun metode yang dikembangkan sendiri oleh BRILife. Pemilihan metode pengukuran disesuaikan dengan karakteristik dan kompleksitas kegiatan usaha. Sistem pengukuran risiko dievaluasi dan disempurnakan secara berkala atau sewaktu-waktu apabila diperlukan untuk memastikan kesesuaian asumsi, akurasi, kewajaran dan integritas data, serta prosedur yang digunakan untuk mengukur risiko.

4. There is clarity in determining risk appetite & risk tolerance in accordance with the company's capabilities (clear limits on delegated authority).
5. The existence of integration between ERM into strategic planning, business processes, assessment of work / performance and competence (rewards system associated with risk based performance).
6. The existence of a permanent risk management organization.
7. There is clear accountability and responsibility (including clear ownership of risk).

Risk Management System

The risk management system applied at PT BRI Life Insurance covers the stages of identification, measurement, control and monitoring, which means that it has complied with applicable regulations. The risk management process is carried out on quantitative and qualitative risk factors that significantly affect the financial condition of PT BRI Life Insurance.

a. Identification
BRILife must identify risks by analyzing all risk characteristics inherent in the company and risks from business activities/ business processes at BRILife. The risk identification process will greatly determine the scope and scale of the risk measurement, monitoring and control stages.

Risk identification was proactive, covering all BRILife business activities and was carried out in order to analyze the sources and possible risks and their impacts. The risk identification process was carried out by analyzing all sources of risk, which at least was carried out on the risk of BRILife's products and activities and ensuring that the risks of new products and activities went through a proper risk management process before being introduced or implemented. The risk identification process was carried out by considering the factors that influenced the risk.

b. Measurement
Risk measurement system is used to measure Risk Exposure of PT BRI Life Insurance as a reference for controlling. Measurements are carried out regularly for both products and business lines as well as products and business activities. The risk measurement method was carried out quantitatively and/ or qualitatively. The measurement method was in the form of a method determined by the regulator in the context of risk assessment and capital calculation, as well as a method developed by BRILife itself. The choice of measurement method was adjusted to the characteristics and complexity of business activities. The risk measurement system was evaluated and improved periodically or at any time if necessary to ensure the suitability of assumptions, accuracy, fairness and integrity of data, as well as procedures used to measure risk.

c. Pengendalian

Proses pengendalian risiko dilaksanakan dengan memperhatikan sistem pengendalian internal BRILife yang disusun sesuai dengan ketentuan yang berlaku dan bertujuan untuk mengelola risiko tertentu yang dapat membahayakan kelangsungan usaha perusahaan. Prosedur dan metodologi pengendalian risiko ditetapkan oleh Direksi dengan memperhatikan kompleksitas usaha, kondisi implementasi dan kemampuan sistem manajemen risiko internal serta ketentuan yang berlaku.

Penerapan prioritas dan cara pengendalian risiko mempertimbangkan pemetaan risiko inheren perusahaan melalui analisis terhadap besarnya potensi kerugian finansial dan kemungkinan kejadian risiko serta pertimbangan asas manfaat dan biaya. Prioritas utama dalam mitigasi yaitu terhadap risiko yang memiliki dampak kerugian tinggi atau frekuensi kejadian tinggi. Mitigasi dilakukan dalam bentuk penyempurnaan dan pelaksanaan pengendalian risiko.

Proses pengendalian risiko BRILife memperhatikan hal-hal sebagai berikut, yaitu:

1. Memiliki metode pengendalian atas Risiko dengan mengacu pada kebijakan dan prosedur yang telah ditetapkan;
2. Proses pengendalian Risiko yang diterapkan disesuaikan dengan eksposur Risiko maupun tingkat Risiko yang akan diambil dan toleransi Risiko;
3. Mengendalikan risiko antara lain dengan cara melindungi nilai, mitigasi risiko, dan penambahan modal untuk menyerap potensi kerugian;
4. Memiliki kerangka kerja yang responsif terhadap perubahan yang terjadi akibat jenis Risiko;
5. Melakukan penilaian sendiri (*self assessment*) atas kecukupan Manajemen Risiko secara teratur yang memuat penilaian terhadap tingkat solvabilitas yang ada;

d. Pemantauan

Asuransi BRI Life memiliki sistem dan prosedur pemantauan, antara lain mencakup pemantauan terhadap besarnya eksposur Risiko, toleransi Risiko, dukungan dana limit internal, dan hasil *stress testing* maupun konsistensi pelaksanaan dengan kebijakan dan prosedur yang ditetapkan. Pemantauan dilakukan baik oleh unit pelaksana maupun oleh Satuan Kerja Manajemen Risiko. Hasil pemantauan disajikan dalam laporan berkala yang disampaikan kepada Manajemen dalam rangka mitigasi Risiko dan tindakan yang diperlukan. Aktivitas pemantauan risiko dilakukan dengan cara mengevaluasi eksposur risiko yang terdapat dalam seluruh portofolio produk dan kegiatan usaha BRILife serta efektivitas proses manajemen risiko. Pemantauan dan pelaporan risiko yang bersifat material atau yang berdampak kepada kondisi kinerja BRILife antara lain dapat didasarkan atas penilaian potensi risiko dengan menggunakan *historical trend*.

c. Control

The risk control process is carried out by taking into account the internal control system of PT BRI Life Insurance is prepared in accordance with applicable regulations and aims to manage certain risks that may endanger the company's business continuity. Risk control procedures and methodologies are determined by the Board of Directors by taking into account the complexity of the business, implementation conditions and capabilities of the internal risk management system as well as applicable regulations.

The implementation of priority and risk control methods takes into account the mapping of the Company's inherent risk through analysis of the magnitude of potential financial losses and possible risk events, as well as consideration of the benefits and costs. The main priority in mitigation is the risk that has a high loss impact or a high frequency of occurrence. Mitigation is carried out in the form of improvement and implementation of risk control.

The risk control process is carried out by PT BRI Life Insurance by taking into account the following matters, namely:

1. Having a risk control method by referring to the established policies and procedures;
2. Risk control process applied is adjusted to the Risk exposure as well as the level of Risk to be taken and the Risk tolerance;
3. Controlling risk, among others, by protecting value, mitigating risk, and increasing capital to absorb potential losses;
4. Having a framework that is responsive to changes that occur due to the type of Risk;
5. Conducting a self-assessment on the adequacy of Risk Management on a regular basis which includes an assessment of the existing solvency level;

d. Monitoring

PT BRI Life Insurance has put in place a monitoring system and procedure, which includes monitoring the amount of risk exposure, risk tolerance, internal limit fund support, and stress testing results as well as consistency of implementation with established policies and procedures. Monitoring is carried out both by the implementing unit and by the Risk Management Work Unit. Monitoring results are presented in periodic reports submitted to Management in order to mitigate Risk and take any necessary actions. Risk monitoring activities are carried out by evaluating risk exposure in the entire product portfolio and BRILife's business activities as well as the effectiveness of the risk management process. Monitoring and reporting of risks that are material or that have an impact on BRILife's performance conditions, among others, is based on an assessment of potential risk using historical trends.

Jenis Risiko dan Cara Pengelolaannya

Berdasarkan Peraturan Otoritas Jasa Keuangan (POJK) Nomor 44/POJK.05/2020 tanggal 02 September 2020, terdapat 9 (sembilan) risiko yang dikelola oleh Lembaga Jasa Keuangan Non-Bank (LJKNB) yaitu risiko strategi, risiko operasional, risiko asuransi, risiko kredit, risiko pasar, risiko likuiditas, risiko hukum, risiko kepatuhan dan risiko reputasi.

Risiko-risiko yang dihadapi BRILife meliputi:

1. **Risiko Strategi**

   Risiko Strategi adalah potensi kegagalan BRILife dalam merealisasikan kewajiban kepada Pemegang Polis/ Tertanggung/Nasabah akibat ketidaklayakan atau kegagalan dalam melakukan perencanaan, penetapan dan pelaksanaan strategi, pengambilan keputusan bisnis yang tepat, dan/atau kurangnya respon perusahaan terhadap perubahan eksternal. Risiko Strategi bersumber dari strategi yang dimiliki dan dijalankan tidak sesuai dengan posisi strategis perusahaan.

   Proses Manajemen Risiko pada Risiko Strategi yaitu:
   - Identifikasi risiko strategis, antara lain dilakukan pada proses penetapan dan pelaksanaan strategi (*corporate plan*) yang meliputi target kuantitatif dan kualitatif.
   - Proses pengukuran Risiko Strategi, antara lain dilakukan menggunakan indikator atau parameter berupa kesesuaian strategi dengan kondisi lingkungan bisnis, posisi strategis, proses penyusunan dan penetapan strategi, dan penerapan rencana strategi.
   - Pengendalian Risiko Strategi, antara lain dilakukan dengan menetapkan prosedur dan proses pengendalian keuangan yang bertujuan untuk memantau pencapaian dengan target dalam rencana strategis (*corporate plan*) dan RKAP (Rencana Kerja Anggaran Perusahaan) serta memastikan bahwa risiko yang diambil masih dalam batas toleransi yang ditetapkan.
   - Pemantauan dan Laporan Risiko Strategi, dilakukan antara lain dengan memperhatikan pengalaman kerugian di masa lalu yang disebabkan oleh risiko strategi atau penyimpangan pelaksanaan rencana strategi. Pemantauan dilakukan secara berkala terhadap seluruh kejadian dan faktor-faktor penyebab risiko strategi sesuai pengalaman kerugian di masa lalu dan ketentuan regulator.

2. **Risiko Operasional**

   Risiko Operasional adalah potensi kegagalan BRILife dalam merealisasikan kewajiban kepada tertanggung dan pemegang polis sebagai akibat ketidaklayakan atau kegalalan proses internal, manusia, sistem teknologi informasi, dan/atau adanya kejadian yang berasal dari luar lingkungan BRILife.

Types of Risk and How to Manage It

Based on the issuance of Financial Services Authority Regulation (POJK) Number. 44/POJK.05/2020 dated September 2, 2020, there are 9 risks managed by NonBank Financial Services Institutions (NBFIs), namely strategic risk, operational risk, insurance risk, credit risk, market risk, liquidity risk, legal risk, risk compliance and reputational risk.

The risks faced by PT Asuransi BRI Life include:

1. **Strategic Risk**

   Strategic risk is the potential failure of PT BRI Life Insurance in realizing obligations to Policy Holders/ Insured/Customers due to inadequacy or failure to plan, determine and implement strategies, make appropriate business decisions, and/or lack of company response to external changes. Strategic risk stems from the Company's strategy and is implemented but not in accordance with the company's strategic position.

   The Risk Management Process on Strategic Risk, namely:
   - Strategic risk identification was carried out in the process of determining and implementing a strategy (corporate plan) which includes quantitative and qualitative targets.
   - The process of measuring Strategic Risk was carried out using indicators or parameters in the form of the suitability of the strategy with the conditions of the business environment, strategic position, the process of formulating and determining strategies, and implementing strategic plans.
   - Strategic Risk Control was carried out by establishing financial control procedures and processes that aim to monitor the achievement of targets in the strategic plan (corporate plan) and RKAP (Corporate Budget Work Plan) and ensure that the risks taken are still within the specified tolerance limits.
   - Strategic Risk Monitoring and Reporting was carried out by taking into account the experience of past losses caused by strategic risk or deviations from the implementation of the strategic plan. Monitoring was carried out periodically on all events and factors that caused strategic risk in accordance with past loss experience and regulatory requirements.

2. **Operational Risk**

   Operational Risk is the potential failure of PT BRI Life Insurance in realizing obligations to the insured and policy holders as a result of the inadequacy or failure of internal processes, humans, information technology systems, and/or events originating from outside the PT BRI Life Insurance.

Proses Manajemen Risiko pada Risiko Operasional yaitu:

- Identifikasi risiko operasional, dilakukan terhadap seluruh produk dan aktivitas/kegiatan operasional yang meliputi faktor internal dan eksternal yaitu faktor internal (kebijakan, pedoman, sistem dan prosedur serta prasarana dan sarana), Sumber daya Manusia (SDM), Sistem dan Teknologi Informasi, Faktor Eksternal (kejadian-kejadian diluar kendali BRILife) yang umumnya bersifat *force major*.
- Proses pengukuran Risiko Operasional, dilakukan terhadap parameter-parameter yang mempengaruhi eksposur risiko operasional, antara lain frekuensi dan dampak dari kegagalan dan kesalahan sistem, kelemahan sistem administrasi, kegagaln hubungan dengan nasabah, kesalahan akunting, pendundaan dan kesalahan penyelesaian pembayaran, *Fraud*, rekayasa akunting, dll. Baik secara kuantitatif dan/atau kualitatif dan didukung oleh metodolgi pengukuran operasional yang tepat sumber daya manusia yang kompeten dan infrastruktur sistem yang memadai.
- Pengendalian Risiko Operasional, dilakukan dengan memperhatikan penetapan toleransi dan limit risiko operasional, mengalokasikan sumber daya manusia, keuangan dan lainnya secara optimal untuk mendukung operasional, pengamanan, pengembangan, pemeliharaan dan perbaikan sistem yang dibutuhkan, memiliki kapasitas sistem dan prosedur yang dapat mengakomodasi seluruh aktivitas usaha. Pengendalian terhadap sistem informasi BRILife disusun sesuai ketentuan yang berlaku, yang diantaranya meliputi ketersediaan prosedur back-up dan rencana darurat (*contingency plan*) yang dikaji secara berkala.
- Pemantauan dan Laporan Risiko Operasional, dilakukan secara berkala terhadap seluruh jenis kejadian risiko operasional sesuai ketentuan regulator dan ketentuan lain yang berlaku.

3. Risiko Asuransi

Risiko Asuransi adalah potensi kegagalan BRILife untuk memenuhi kewajiban kepada tertanggung dan pemegang polis sebagai akibat dari ketidakcukupan proses seleksi risiko (*underwriting*), penetapan premi (*pricing*), penggunaan reasuransi, dan/atau penanganan klaim.

Proses Manajemen Risiko pada Risiko Asuransi yaitu:

- Identifikasi Risiko Asuransi, dilakukan pada aktivitas-aktivitas usaha seperti *Pricing, Underwriting,* Reasuransi, dan Pembayaran Klaim.
- Proses pengukuran Risiko Asuransi, dilakukan untuk menilai dan menganalisis eksposur risiko asuransi serta mengidentifikasi setiap sensitivitas atau produk khusus pada portofolio Perusahaan. Pengukuran risiko asuransi dilakukan menggunakan indikator atau parameter baik kuantitatif/kualitatif berdasarkan ketentuan regulator maupun pengembangan internal model BRILife, dengan memperhatikan toleransi dan besaran limit yang sudah ditentukan.

Risk Management Process on Operational Risk, namely:

- Operational risk identification was carried out on all products and operational activities/activities that included internal and external factors, namely internal factors (policies, guidelines, systems and procedures as well as infrastructure and facilities), Human Resources (HR), Information Systems and Technology, External Factors (events beyond the control of BRILife) which are generally of a force major nature.
- The Operational Risk measurement process was carried out on parameters that affected operational risk exposure, including the frequency and impact of system failures and errors, administrative system weaknesses, customer relationship failures, accounting errors, payment settlement delays and errors, fraud, accounting engineering, etc both quantitatively and/or qualitatively and supported by appropriate operational measurement methodologies, competent human resources and adequate system infrastructure.
- Operational Risk Control was carried out by taking into account the determination of tolerance and operational risk limits, optimally allocating human, financial and other resources to support operations, security, development, maintenance and repair of the required systems, having the capacity of systems and procedures that can accommodate all business activities. Control of the BRILife information system was structured according to applicable regulations, which included the availability of back-up procedures and contingency plans that are reviewed regularly.
- Operational Risk Monitoring and Report was carried out periodically for all types of operational risk events in accordance with the provisions of the regulator and other applicable provisions.

3. Insurance Risk

Insurance risk is the potential failure of PT BRI Life Insurance to fulfill obligations to the insured and policy holders as a result of the inadequate risk selection process (underwriting), premium setting (pricing), use of reinsurance, and/or claim handling.

Risk Management Process on Insurance Risk, namely:

- Insurance Risk Identification was carried out in business activities such as Pricing, Underwriting, Reinsurance, and Claim Payments.
- The insurance risk measurement process was carried out to assess and analyze insurance risk exposure and identify any sensitivity or special products in the Company's portfolio. The measurement of insurance risk was carried out using indicators or parameters, both quantitative/qualitative based on regulatory provisions and the internal development of the BRILife model, taking into account the tolerance and the amount of the limit that had been determined.

- Pengendalian Risiko Asuransi, antara lain pemantauan yang dilakukan oleh Direksi dan manajemen; pengkinian prosedur *underwriting*, prosedur klaim, ketentuan polis, valuasi liabilitas, distribusi produk, dan ruang lingkup reasuransi; pelatihan untuk meningkatkan pemahaman Direksi mengenai risiko asuransi; mengembangkan desain produk dengan melakukan analisis kebutuhan pasar; dll.

- Pemantauan dan Laporan Risiko Asuransi, dilakukan secara berkala terhadap seluruh jenis kejadian Risiko Asuransi sesuai ketentuan regulator dan ketentuan lain yang berlaku.

4. Risiko Kredit

Risiko Kredit dalah risiko akibat kegagalan pihak lain dalam memenuhi kewajibannya kepada BRILife. Risiko kredit dapat bersumber dari berbagai aktivitas bisnis perusahaan asuransi. Sumber risiko kredit dapat bersumber dari penempatan investasi di berbagai instrumen keuangan antara lain deposito dan surat berharga serta tagihan kepada pihak lain yang timbul terkait aktivitas bisnis.

Proses Manajemen Risiko pada Risiko Kredit yaitu:

- Identifikasi Risiko Kredit, dilakukan pada proses bisnis perusahaan yang bergantung pada kinerja pihak lawan (*counterparty*) seperti penerbitan instrument investasi, pemegang polis/tertanggun/peserta dalam hal pembayaran premi/kontribusi, maupun reasuradur.

- Proses pengukuran Risiko Kredit, dilakukan menggunakan indikator atau parameter baik kuantitatif/kualitatif berdasarkan ketentuan regulator maupun pengembangan internal model BRILife, dengan memperhatikan toleransi dan besaran limit yang sudah ditentukan.

- Pengendalian Risiko Kredit, dilakukan dengan memastikan bahwa unit kerja telah mengelola secara memadai dan eksposur risko kredit lainnya telah dikelola tetap konsisten dengan limit yang ditetapkan dan memenuhi standar kehati-hatian.
- Pemantauan dan Laporan Risiko Kredit, dilakukan secara berkala terhadap seluruh jenis kejadian Risiko Kredit sesuai ketentuan regulator dan ketentuan lain yang berlaku.

5. Risiko Pasar

Risiko Pasar adalah Risiko pada posisi aset, liabilitas, ekuitas, dan/atau rekening administratif termasuk transaksi derivatif akibat perubahan dari kondisi pasar.

Proses Manajemen Risiko pada Risiko Pasar yaitu:

- Identifikasi Risiko Pasar, dilakukan untuk mengetahui risiko portofolio BRILife, baik aset investasi yang diperdagangkan atapun tercatat dalam neraca keuangan, yang dipengaruhi oleh pergerakan variabel pasar dan dapat mempengaruhi nilai yang berpotensi merugikan BRILife.

- Insurance Risk Control, including monitoring carried out by the Board of Directors and management; updating of underwriting procedures, claim procedures, policy provisions, liability valuation, product distribution, and scope of reinsurance; training to improve the understanding of the Board of Directors regarding insurance risk; develop product designs by conducting market needs analysis; etc.
- Insurance Risk Monitoring and Reports were carried out periodically for all types of Insurance Risk events in accordance with the provisions of the regulator and other applicable provisions.

4. Credit Risk

Credit risk is the risk due to the failure of other parties to fulfill their obligations to PT BRI Life Insurance. Credit risk can be sourced from various business activities of insurance companies. Sources of credit risk can come from investment placements in various financial instruments, including time deposits and securities as well as claims to other parties that arise related to business activities.

Risk Management Process on Credit Risk, namely:

- Credit risk identification was carried out in the company's business processes that depend on the performance of the counterparty, such as the issuance of investment instruments, policy holders/insured/participants in terms of payment of premiums/contributions, as well as reinsurers.
- The credit risk measurement process was carried out using indicators or parameters, both quantitative/qualitative based on regulatory provisions and the internal development of the BRILife model, taking into account the tolerance and the amount of the limit that had been determined.
- Credit Risk Control was carried out by ensuring that the work unit has managed it adequately and that other credit risk exposures have been managed consistently with the established limits and meet prudential standards.

- Credit Risk Monitoring and Reports were carried out periodically for all types of Credit Risk events in accordance with the provisions of the regulator and other applicable provisions.

5. Market Risk

Market Risk is the Risks occured in the position of assets, liabilities, equity, and/or off balance sheet including derivative transactions due to changes in market conditions.

Risk Management Process on Market Risk, namely:

- Market Risk Identification was carried out to determine the risk of BRILife's portfolio, both traded investment assets or recorded in the balance sheet influenced by market variable movements and can affect the value that has the potential to harm BRILife.

- Proses pengukuran Risiko Pasar, dilakukan menggunakan indikator atau parameter baik kuantitatif/kualitatif berdasarkan ketentuan regulator maupun pengembangan internal model BRILife, dengan memperhatikan toleransi dan besaran limit yang sudah ditentukan.
- Pengendalian Risiko Pasar, dilaksanakan melalui suatu Assets/Liabilities Management (ALMA) yang ditetapkan Direksi BRILife dalam suatu ketentuan terpisah serta penetapan Kebijakan Investasi atau arahan Investasi.
- Pemantauan dan Laporan Risiko Pasar, dilakukan secara berkala terhadap seluruh jenis kejadian Risiko Pasar sesuai ketentuan regulator dan ketentuan lain yang berlaku.

6. Risiko Likuiditas

Risiko Likuiditas adalah Risiko akibat ketidakmampuan Perusahaan untuk memenuhi kewajiban yang jatuh tempo dari sumber pendanaan arus kas dan/atau dari aset likuid yang dapat dengan mudah dikonversi menjadi kas, tanpa mengganggu aktivitas dan kondisi keuangan Perusahaan.

Proses Manajemen Risiko pada Risiko Likuiditas yaitu:
- Identifikasi Risiko Likuiditas, dilakukan dengan memperhatikan cakupan seluruh area kegiatan operasional secara sistematis, menggabungkan dan menganalisis informasi risiko likuiditas dari serlusuh sumber informasi yang tersedia, menganalisis probabilitas timbulnya risiko likuditas serta konsekuensinya.
- Proses pengukuran Risiko Likuiditas, dilakukan menggunakan indikator atau parameter baik kuantitatif/ kualitatif berdasarkan ketentuan regulator maupun pengembangan internal model BRILife, dengan memperhatikan toleransi dan besaran limit yang sudah ditentukan. Pengukuran Risiko Likuiditas antara lain komposisi asset, kewajiban, transaksi rekening administratif, konsentrasi aset dan kewajiban dan kerentanan pada kebutuhan pendanaan.
- Pengendalian Risiko Likuiditas, BRILife memiliki Kebijakan Investasi atau arahan Investasi.
- Pemantauan dan Laporan Risiko Likuiditas, dilakukan secara berkala terhadap seluruh jenis kejadian Risiko Likuiditas sesuai ketentuan regulator dan ketentuan lain yang berlaku.

7. Risiko Hukum

Risiko Hukum adalah Risiko yang timbul akibat tuntutan hukum dan/atau kelemahan aspek hukum.

Proses Manajemen Risiko pada Risiko Hukum yaitu:
- Identifikasi Risiko Hukum, dilakukan meliputi tuntutan dan gugatan hokum dari pihak eksternal maupun internal; ketiadaan peraturan perundang-undangan yang mendukung; kelemahan perikatan.

- The process of measuring Market Risk was carried out using indicators or parameters, both quantitative/qualitative based on regulatory provisions and the internal development of the BRILife model, taking into account the tolerance and the amount of the limit that had been determined.
- Market Risk Control was implemented through an Assets/Liabilities Management (ALMA) determined by the Board of Directors of BRILife in a separate provision and the determination of Investment Policy or Investment directives.
- Market Risk Monitoring and Reports were carried out periodically for all types of Market Risk events in accordance with the provisions of the regulator and other applicable provisions.

6. Liquidity Risk

Liquidity Risk is the risk arising from the Company's failure to meet maturing obligations from cash flow funding sources and/or from liquid assets that can be easily converted into cash, without disrupting the Company's activities and financial condition.

Risk Management Process on Liquidity Risk, namely:
- Liquidity Risk Identification was carried out by systematically observing the coverage of all areas of operational activity, combining and analyzing liquidity risk information from all available information sources, analyzing the probability of liquidity risk arising and its consequences.
- The Liquidity Risk measurement process was carried out using indicators or parameters, both quantitative/ qualitative based on the provisions of the regulator and the internal development of the BRILife model, taking into account the tolerance and the amount of the limit that has been determined. Measurement of Liquidity Risk included the composition of assets, liabilities, off-balance sheet transactions, concentration of assets and liabilities and vulnerability to funding needs.
- Liquidity Risk Control, BRILife had an Investment Policy or Investment Directive.
- Liquidity Risk Monitoring and Reports were carried out periodically for all types of Liquidity Risk events in accordance with the provisions of the regulator and other applicable provisions.

7. Legal Risk

Legal Risk is the risk arising as a result of lawsuits and/or weaknesses in legal aspects.

Risk Management Process on Legal Risk, namely:
- Legal Risk Identification was carried out including lawsuits and lawsuits from external and internal parties; absence of supporting laws and regulations; engagement weakness.

- Proses pengukuran Risiko Hukum, dilakukan menggunakan indikator atau parameter baik kuantitatif/ kualitatif berdasarkan ketentuan regulator maupun pengembangan internal model BRILife.
- Pengendalian Risiko Hukum, BRILife memiliki tim legal yang memberikan opini hukum dan pendampingan hukum, BRILife memiliki konsultan hukum eksternal; melakukan pengkajian secara berkala atas kontrak yang dibuat dengan pihak lain untuk memastikan tingkat penegakan hukum dari kontrak tersebut; mempunyai rencana tindakan korektif yang harus dilakukan untuk mengantisipasi permasalahan hukum; dsb.
- Pemantauan dan Laporan Risiko Hukum, dilakukan secara berkala terhadap seluruh jenis kejadian Risiko Hukum sesuai ketentuan regulator dan ketentuan lain yang berlaku.

8. Risiko Kepatuhan

Risiko Kepatuhan adalah Risiko akibat Perusahaan tidak mematuhi dan/atau tidak melaksanakan peraturan perundang-undangan dan ketentuan yang berlaku bagi Perusahaan.

Proses Manajemen Risiko pada Risiko Kepatuhan yaitu:
- Identifikasi Risiko Kepatuhan, dilakukan terhadap beberapa faktor yang dapat meningkatkan eksposur risiko kepatuhan dan berpengaruh secara kuantitatif kepada rugi laba dan permodalan.
- Proses pengukuran Risiko Kepatuhan, dilakukan menggunakan indikator atau parameter baik kuantitatif/ kualitatif berdasarkan ketentuan regulator maupun pengembangan internal model BRILife, antara lain jenis, signifikansi, dan frekuensi pelanggaran terhadap ketentuan yang berlaku atau rekam jejak kepatuhan BRILife.
- Pengendalian Risiko Kepatuhan, dilakukan melalui penerapan sistem pengendalian internal secara efektif antara lain untuk memastikan tingkat responsif BRILife terhadap penyimpangan terhadap ketentuan, dan/atau peraturan perundang-undangan yang berlaku.
- Pemantauan dan Laporan Risiko Kepatuhan, dilakukan secara berkala terhadap seluruh jenis kejadian Risiko Kepatuhan sesuai ketentuan regulator dan ketentuan lain yang berlaku.

9. Risiko Reputasi

Risiko Reputasi adalah Risiko akibat menurunnya tingkat kepercayaan pemangku kepentingan yang bersumber dari persepsi negatif terhadap Perusahaan.

Proses Manajemen Risiko pada Risiko Reputasi yaitu:
- Identifikasi Risiko Reputasi, dilakukan dari berbagai aktivitas bisnis BRILife antara lain Kejadian-kejadian yang telah merugikan reputasi BRILife, misalnya pemberitaan negatif di media massa, pelanggaran etika bisnis, dan keluhan nasabah; atau Hal-hal lain yang dapat menyebabkan risiko reputasi, misalnya kelemahan-kelemahan pada tata kelola, budaya perusahaan, dan praktik bisnis BRILife.

- The process of measuring Legal Risk was carried out using indicators or parameters, both quantitative/ qualitative based on regulatory provisions and the internal development of the BRILife model.
- Legal Risk Control, BRILife had a legal team that provides legal opinions and legal assistance, BRILife had external legal consultants; conduct periodic reviews of contracts entered into with other parties to ensure the level of enforcement of those contracts; had a corrective action plan that must be taken to anticipate legal problems; etc.
- Monitoring and Legal Risk Reports were carried out periodically for all types of Legal Risk events in accordance with the provisions of the regulator and other applicable provisions.

8. Compliance Risk

Compliance Risk is the risk arising when the Company failed to comply with and/or does not implement the laws and regulations that apply to the Company.

Risk Management Process on Compliance Risk, namely:
- Compliance Risk Identification was carried out on several factors that could increase compliance risk exposure and have a quantitative effect on profit and loss and capital.
- The Compliance Risk measurement process was carried out using indicators or parameters, both quantitative/ qualitative based on regulatory provisions and the internal development of the BRILife model, including the type, significance, and frequency of violations of applicable regulations or BRILife's track record of compliance.
- Compliance Risk Control was carried out through the implementation of an effective internal control system, among others, to ensure the level of responsiveness of BRILife to deviations from the provisions and/or applicable laws and regulations.
- Compliance Risk Monitoring and Reports were carried out periodically for all types of Compliance Risk events in accordance with the provisions of the regulator and other applicable provisions.

9. Reputational Risk

Reputational Risk is the risk due to a decrease in the level of stakeholder trust originating as a result from negative perceptions of the Company.

Risk Management Process on Reputational Risk, namely:
- Identification of Reputational Risk was carried out from various BRILife business activities, including events that have harmed BRILife's reputation, for example negative news in the mass media, violations of business ethics, and customer complaints; or Other things that can cause reputational risk, such as weaknesses in governance, corporate culture, and BRILife's business practices.

- Proses pengukuran Risiko Reputasi, dilakukan menggunakan indikator atau parameter baik kuantitatif/ kualitatif berdasarkan ketentuan regulator maupun pengembangan internal model BRILife.
- Pengendalian Risiko Reputasi, dapat dilakukan melalui 2 (dua) aktivitas yaitu:
  - Pencegahan terjadinya kejadian yang menimbulkan risiko reputasi: Tanggung jawab sosial perusahaan (*Corporate Social Responsibility*), Komunikasi edukasi secara rutin kepada pemangku kepertingan dalam rangka membentuk reputasi positif bagi pemangku kepentingan.
  - Pemulihan reputasi BRILife setelah terjadi kejadian yang menimbulkan risiko reputasi, yaitu segala respon BRILife untuk memulihkan reputasi dan mencegah terjadinya pemburukan reputasi.
- Pemantauan dan Laporan Risiko Reputasi, dilakukan secara berkala terhadap seluruh jenis kejadian Risiko Kepatuhan sesuai ketentuan regulator dan ketentuan lain yang berlaku.

- The Reputation Risk measurement process was carried out using indicators or parameters, both quantitative/ qualitative based on regulatory provisions and the internal development of the BRILife model.
- Reputation Risk Control could be carried out through 2 (two) activities, namely:
  - Prevention of incidents that cause reputational risk: Corporate Social Responsibility, Routine educational communication to stakeholders in order to establish a positive reputation for stakeholders.
  - Restoration of BRILife's reputation after an incident that creates reputational risk, namely all BRILife's responses to restore reputation and prevent reputation deterioration.
- Reputation Risk Monitoring and Reports were carried out periodically for all types of Compliance Risk events in accordance with the provisions of the regulator and other applicable provisions.

Penilaian Risiko

Metode penilaian/pengukuran risiko dilakukan secara kuantitatif dan/atau kualitatif. Metode tersebut berupa metode yang ditetapkan oleh regulator dalam rangka penilaian risiko maupaun metode yang dikembangkan sendiri oleh BRILife.

Risk Assessment

The risk assessment/measurement method was carried out quantitatively and/or qualitatively. The method is in the form of a method determined by the regulator in the context of risk assessment or a method developed by BRILife itself.

Modul Module	Nilai Pengujian (NP) Test Value (NP)	Bobot (B) Weight (B)	Gabungan (NP dan B) Combined (NP and B)	Tingkat Risiko Risk Level
Risiko Strategi **Strategy Risk**	**1.99**	**10%**	**0.20**	**Sedang Rendah** **Medium Low**
Risiko Bawaan Inherent Risk	2.35			
Manajemen dan Pengendalian Management and Control	1.62			
Risiko Operasional **Operational Risk**	**1.85**	**15%**	**0.28**	**Sedang Rendah** **Medium Low**
Risiko Bawaan Inherent Risk	1.71			
Manajemen dan Pengendalian Management and Control	2.00			
Risiko Asuransi **Insurance Risk**	**2.12**	**25%**	**0.53**	**Sedang Rendah** **Medium Low**
Risiko Bawaan Inherent Risk	2.28			
Manajemen dan Pengendalian Management and Control	1.95			
Risiko Kredit **Credit Risk**	**2.22**	**10%**	**0.22**	**Sedang Rendah** **Medium Low**
Risiko Bawaan Inherent Risk	2.50			
Manajemen dan Pengendalian Management and Control	1.93			

Modul Module	Nilai Pengujian (NP) Test Value (NP)	Bobot (B) Weight (B)	Gabungan (NP dan B) Combined (NP and B)	Tingkat Risiko Risk Level
Risiko Pasar **Market Risk**	**1.74**	**10%**	**0.17**	**Sedang Rendah** **Medium Low**
Risiko Bawaan Inherent Risk	1.61			
Manajemen dan Pengendalian Management and Control	1.87			
Risiko Likuiditas **Liquidity Risk**	**1.28**	**10%**	**0.13**	**Rendah** **Low**
Risiko Bawaan Inherent Risk	1.35			
Manajemen dan Pengendalian Management and Control	1.21			
Risiko Hukum **Legal Risk**	**1.21**	**5%**	**0.06**	**Rendah** **Low**
Risiko Bawaan Inherent Risk	1.05			
Manajemen dan Pengendalian Management and Control	1.37			
Risiko Kepatuhan **Compliance Risk**	**1.39**	**10%**	**0.14**	**Rendah** **Low**
Risiko Bawaan Inherent Risk	1.60			
Manajemen dan Pengendalian Management and Control	1.17			
Risiko Reputasi **Reputational Risk**	**2.29**	**5%**	**0.11**	**Sedang Rendah** **Medium Low**
Risiko Bawaan Inherent Risk	2.75			
Manajemen dan Pengendalian Management and Control	1.84			
Total Nilai Risiko Komposit **Total Composite Risk Value**		**100%**	**1.84**	**Sedang Rendah** **Medium Low**

Hasil Penilaian Risiko Triwulan IV 2021 disusun berdasarkan *self assessment* dan data pendukung lainnya periode Desember 2021 (*unaudited*). Secara komposit, Profil Risiko BRILife Triwulan IV tahun 2021 sebesar 1,84 atau berada pada risiko Sedang Rendah. Dari 9 (sembilan) risiko, terdapat 6 (enam) risiko yang mendapatkan peringkat risiko Sedang Rendah yaitu Risiko Strategi, Risiko Operasional, Risiko Asuransi, Risiko Kredit, Risiko Pasar, dan Risiko Reputasi. Sedangkan yang mendapat peringkat Rendah yaitu Risiko Likuiditas, Risiko Hukum dan Risiko Kepatuhan.

The results of the Risk Assessment Quarter IV 2021 were compiled based on the self-assessment and other supporting data for the period December 2021 (unaudited). Compositely, the Risk Profile of BRILife in Quarter IV 2021 was 1.84 or was at Medium Low risk. Of the 9 (nine) risks; there were 6 (six) risks that got a Medium Low risk rating, namely Strategic Risk, Operational Risk, Insurance Risk, Credit Risk, Market Risk, and Reputational Risk. Meanwhile, those with low ratings were Liquidity Risk, Legal Risk and Compliance Risk.

Evaluasi Pelaksanaan Manajemen Risiko

Perusahaan secara berkala melakukan evaluasi atas efektivitas sistem Manajemen Risiko Perusahaan dengan melakukan audit internal berbasis risiko oleh SKAI, serta *assessment* oleh Divisi Manajemen Risiko.

Evaluation of Implementation of Risk Management

The Company periodically evaluates the effectiveness of the Company's Risk Management system by conducting a risk-based internal audit by SKAI, as well as an assessment by the Risk Management Division.

- Audit Internal
  Audit internal yang dilakukan oleh Satuan Kerja Audit Intern menggunakan metodologi audit berbasis risiko (*Risk Based Audit*). Penetapan objek audit dan fokus kegiatan audit pada *auditable risk* area. Setelah proses audit, atas aktivitas Perusahaan yang berpengaruh signifikan pada Perusahaan dilaporkan ke Direksi untuk selanjutnya disusun langkah-langkah perbaikan ataupun antisipasinya.
- *Risk Maturity Assessment*
  Melakukan secara berkala pengukuran tingkat pencapaian pelaksanaan Manajemen Risiko. Objek *assessment* adalah organ Perusahaan secara keseluruhan mulai dari Direksi sampai dengan tingkat manajemen di lapangan. Hasil *assessment* memberikan gambaran tingkat pencapaian praktik manajemen risiko yang dapat diperbandingkan dengan periode sebelumnya serta memberikan sejumlah masukan untuk meningkatkan pencapaian pada tahap berikutnya.

Perusahaan telah melakukan *Risk Maturity Assessment* internal untuk mengukur tingkat maturitas pelaksanaan dan penerapan manajemen risiko berada pada posisi *Managed* dengan skor sebesar 4,29.

Pernyataan Direksi dan/atau Dewan Komisaris Atau Komite Audit atas Kecukupan Sistem Manajemen Risiko

Berdasarkan POJK 44 tahun 2020 pasal 7 ayat (3) huruf b, yaitu Direksi melaporkan pertanggungjawaban kepada Dewan Komisaris dan dewan Pengawas Syariah paling sedikit 1 (satu) kali dalam 6 (enam) bulan. Dan juga Pasal 8 ayat (3) yaitu Dewan Komisaris melakukan evaluasi pertanggungjawaban Direksi atas pelaksanaan kebijakan Manajemen Risiko paling sedikit 1 (satu) kali dalam 6 (enam) bulan.

Direksi telah melaporkan pertanggungjawaban atas Penerapan Manajemen Risiko selama tahun 2021 dan dilakukan evaluasi oleh Dewan Komisaris berupa Tanggapan Dewan Komisaris atas laporan tersebut.

Fungsi Kepatuhan

Untuk mengelola risiko kepatuhan untuk setiap aktivitas usaha dan operasional perusahaan BRILife mengacu pada Peraturan Otoritas Jasa Keuangan No. 73/POJK.05/2016 tentang Tata Kelola Perusahaan yang Baik Bagi Perusahaan Perasuransian. Komitmen BRILife dalam menjalankan fungsi kepatuhan diwujudkan melalui:

1. Memastikan kepatuhan kegiatan usaha perasuransian sesuai dengan ketentuan peraturan perundang-undangan di bidang usaha perasuransian, peraturan perundangan lainnya serta peraturan internal perusahaan yang berlaku;
2. Meningkatkan kepatuhan organ Perusahaan serta jajaran di bawahnya, agar dalam membuat keputusan dan menjalankan tindakan dilandasi dengan etika yang tinggi dan patuh terhadap peraturan perundang-undangan serta ketentuan perusahaan.

- Internal Audit
  The internal audit conducted by the Internal Audit Unit uses a risk-based audit methodology (Risk Based Audit). Determination of audit object and focus of audit activities on auditable risk areas. After the audit process, the Company's activities that have a significant impact on the Company are reported to the Board of Directors for further improvement or anticipation steps.
- Risk Maturity Assessment
  Periodically measuring the level of achievement of the implementation of Risk Management. The object of the assessment is the Company's organs as a whole, starting from the Board of Directors to the management level in the field. The results of the assessment provide an overview of the level of achievement of risk management practices that can be compared with the previous period and provide a number of inputs to improve achievement at the next stage.

The company conducted an internal Risk Maturity Assessment to measure the maturity level of the implementation of risk management was in the Managed position with a score of 4.29.

Statement of the Board of Directors and/or Board of Commissioners or Audit Committee on Adequacy of the Risk Management System

Based on POJK 44 of 2020 article 7 paragraph (3) letter b, namely the Board of Directors reports accountability to the Board of Commissioners and the Sharia Supervisory Board at least 1 (one) time in 6 (six) months. In addition, Article 8 paragraph (3) that the Board of Commissioners evaluated the accountability of the Board of Directors for the implementation of Risk Management policies at least 1 (one) time in 6 (six) months.

The Board of Directors reported responsibility for the Implementation of Risk Management during 2021 and an evaluation had been carried out by the Board of Commissioners in the form of the Board of Commissioners' response to the report.

Compliance Function

To manage compliance risk for every business activity and company operation, BRILife refers to the Financial Services Authority Regulation No. 73/POJK.05/2016 concerning Good Corporate Governance for Insurance Companies. BRILife's commitment in carrying out the compliance function is realized through:

1. Ensuring compliance with insurance business activities in accordance with the provisions of laws and regulations in the insurance business sector, other laws and regulations as well as applicable internal company regulations;
2. Improving the compliance of the Company's organs and their subordinates, so that in making decisions and carrying out actions based on high ethics and compliance with laws and regulations and company regulations.

Fungsi Kepatuhan memiliki Unit Kerja Kepatuhan yaitu Divisi Kepatuhan dan Hukum yang berada di bawah binaan Direktorat Kepatuhan dan Hukum, dimana fungsi Keptuhan telah ditetapkan melalui Surat Keputusan Direksi Nokep: S.102-DIR/RST/VIII/2021, Tanggal 23 Agustus 2021 Tentang Penetapan Struktur Organisasi Divisi Kepatuhan & Hukum PT Asuransi BRI Life.

The Compliance Function had a Compliance Work Unit, namely the Compliance and Legal Division which was under the guidance of the Directorate of Compliance and Law, where the Compliance function had been determined through the Decree of the Board of Directors Nokep: S.102-DIR/RST/VIII/2021, August 23, 2021 Regarding Structural Determination Organization of the Compliance & Legal Division of PT Asuransi BRI Life.

Fungsi Kepatuhan harus bersifat independen dan terpisah dari fungsi bisnis, fungsi operasional maupun fungsi penunjang lainnya dalam kegiatan usaha Perseroan yang dikelola secara mandiri dan profesional, serta bebas dari benturan kepentingan dan pengaruh atau tekanan dari pihak mana pun, yang tidak sesuai dengan Peraturan dan Perundang-undangan serta nilai-nilai etika dan praktik penyelenggaraan usaha perasuransian yang sehat.

The Compliance Function must be independent and separate from business functions, operational functions and other supporting functions in the Company's business activities which are managed independently and professionally, and free from conflicts of interest and influence or pressure from any party, which is not in accordance with the Regulations and Laws. invitations as well as ethical values and practices for the implementation of a healthy insurance business.

Profil Kepala Fungsi Kepatuhan

Profile of the Head of Compliance Function

Yun Yun Maulana Bhakti

Kepala Divisi Kepatuhan dan Hukum /
Head of Compliance and Legal

Profil dapat dilihat pada bagian Profil Komite Kebijakan Tata Kelola Perusahaan
Profile can be seen in the Corporate Governance Policy Committee Profile section

Tugas dan Tanggung Jawab Fungsi Kepatuhan

Fungsi Kepatuhan memiliki Tugas dan Tanggung Jawab, sebagaimana yang telah diatur oleh peraturan perusahaan yakni:

1. Mewujudkan terlaksananya Budaya Kepatuhan pada semua tingkatan organisasi dan kegiatan Perusahaan;
2. Mengelola risiko kepatuhan yang dihadapi Perusahaan;
3. Memastikan agar kebijakan, sistem, dan prosedur serta kegiatan usaha yang dilakukan Perusahaan telah sesuai Perundang-undangan yang berlaku;
4. Memastikan kepatuhan Perseroan terhadap komitmen yang dibuatnya kepada Auditor Eksternal dan atau Regulator.

Duties and Responsibilities of Compliance Function

The Compliance Function has Duties and Responsibilities, as regulated by the Company's regulations, namely:

1. Realizing the implementation of a Compliance Culture at all levels of the organization and activities of the Company;
2. Managing compliance risks faced by the Company;
3. Ensuring that the policies, systems, and procedures as well as the business activities carried out by the Company are in accordance with the applicable laws and regulations;
4. Ensuring the Company's compliance with the commitments it has made to the External Auditor and/or Regulator.

Pengembangan Kompetensi Fungsi Kepatuhan

Dalam meningkatkan kompetensinya, personil Fungsi Kepatuhan telah mengikuti sertifikasi dan seminar/workshop antara lain:

1. *Compliance*
2. *Governance*
3. APU dan PPT
4. Seminar/*workshop* bidang Kepatuhan

Compliance Function Competency Development

In improving their competence, Compliance Function personnel have attended certifications and seminars/workshops, including:

1. Compliance
2. Governance
3. APU dan PPT
4. Seminar/workshop in the field of Compliance

Pelaksanaan Program Kerja Fungsi Kepatuhan

Selama tahun 2021, BRILife telah melakukan seluruh tugas dan tanggung jawabnya dalam memastikan terlaksananya kepatuhan dalam setiap aktivitas usaha di Perseroan.

Bidang Kepatuhan BRILife memiliki tiga fokus kepada:
Pertama, meningkatkan *awareness* budaya kepatuhan kepada seluruh Insan BRILife sehingga aktivitas pada seluruh bidang dan jenjang organisasi sesuai peraturan dan perundang-undangan yang berlaku.

Kedua, melakukan *review* dan penyusunan kebijakan yang berkaitan dengan Bidang Kepatuhan meliputi antara lain tidak terbatas pada penerapan GCG dan APU PPT.

Ketiga, melakukan pengembangan sistem dan prosedur untuk menunjang produktivitas.

Pelaksanaaan Program Kerja fungsi Kepatuhan tahun 2021 sesuai dengan startegi Insiatif yaitu dengan mengembangkan Sistem penunjang evaluasi dan pemantauan penerapan Fungsi Kepatuhan dan malaksanakan Standarisasi International Organization (ISO) sebagai berikut:

1) ISO 37001 : 2016 Sistem Manajemen Anti Penyuapan (SMAP) ruang lingkup Pengadaan Barang dan Jasa.
2) Pengembangan Sistim SiPatuh
3) Pengembangan Sistim *Risk Based Approach* (RBA) APU dan PPT

Rencana Strategi Inisiatif tahun 2022 sebagai berikut:

1) Pengembangan Sistem *Monitoring* Pelaporan (LaporKu yaitu Laporan Tepat Waktu)
2) Persiapan Serifikasi ISO 37000 : 2021 Penerapan Governansi bagi Organisasi (*Governance of Organisations*)
3) Persiapan Sertifikasi ISO 37301 : 2021 Sistim Manajemen Kepatuhan (*Compliance Management System*)

Program Anti Pencucian Uang (APU) dan Pencegahan Pendanaan Terorisme (PPT)

BRILife memiliki komitmen kuat dalam mencegah tindak kriminal di bidang finansial, yakni dengan mengimplementasikan Program Anti Pencucian Uang (APU) dan Pencegahan Pendanaan Terorisme (PPT). BRILife telah menunjuk *Person In Charge* (PIC) dan melakukan penerapan program APU & PPT berdasarkan pendekatan berbasis risiko BRILife. Pihak yang mengemban jabatan sebagai *Person In Charge* (PIC) Pelaksana Tugas Penerapan Program APU dan PPT yaitu sebagai berikut:

1. Divisi Kepatuhan & Legal
   a. Kepala Bagian GCG dan PMN sebagai PIC Bidang Administrator dan Penghubung Penerapan Program APU dan PPT;

Implementation of Compliance Function Work Program

During 2021, BRILife has carried out all its duties and responsibilities in ensuring the implementation of compliance in every business activity in the Company.

BRILife's Compliance Division has three focuses on:
First, increasing awareness of compliance culture for all BRILife Personnel so that activities in all fields and levels of the organization comply with applicable laws and regulations.

Second, to review and formulate policies related to the Compliance Sector, including but not limited to the implementation of GCG and APU PPT.

Third, develop systems and procedures to support productivity.

The implementation of the Compliance Function Work Program in 2021 was in accordance with the Initiative strategy, namely by developing a support system for evaluating and monitoring the implementation of the Compliance Function and implementing International Organizational Standards (ISO) as follows:

1) ISO 37001 : 2016 Anti-Bribery Management System (SMAP) the scope of the Procurement of Goods and Services.
2) SiPatuh System Development
3) Development of APU and PPT Risk Based Approach (RBA) Systems

The Initiative Strategic Plan for 2022 is as follows:

1) Reporting Monitoring System Development (LaporKu i.e. Timely Report)
2) Preparation of ISO 37000 Certification: 2021 Implementation of Governance for Organizations (Governance of Organizations)
3) Preparation for ISO 37301 Certification: 2021 Compliance Management System (Compliance Management System)

Anti-Money Laundering and Preventing Terrorism Funding (PPT) Program.

BRILife has a strong commitment to preventing criminal acts in the financial sector, namely by implementing the Anti-Money Laundering (APU) and Prevention of Terrorism Financing (PPT) Programs. BRILife has appointed a Person In Charge (PIC) and implemented the APU & PPT program based on BRILife's risk-based approach. Parties who hold positions as Person In Charge (PIC) Implementing the AML and CFT Program Implementation are as follows:

1. Compliance and Legal Division
   a. Department Head of GCG and PMN as PIC Field Administrator and Liaison for Implementation of APU and PPT Program;

b. Staf Bagian GCG dan PMN sebagai PIC Bidang Pelapor, Penghubung, dan Pelaksana Penerapan Program APU dan PPT.

2. Divisi Underwriting
   a. Kepala Bagian Underwriting Individu;
   b. Kepala Bagian Underwriting Kumpulan;
   c. Kepala Bagian Administrasi Premi, Penerbitan Polis dan Quality Assurance
3. Divisi Layanan Pemegang Polis
   a. Kepala Bagian Pemulihan & Perubahan Polis;
   b. Kepala Bagian Penagihan & Perolehan Premi;
   c. Kepala Bagian Service Center Office;
   d. Kepala Bagian Layanan Pemegang Polis.
4. Divisi Klaim
   a. Kepala Bagian Klaim Risiko Kumpulan;
   b. Kepala Bagian Klaim Risiko Individu;
   c. Kepala Bagian Klaim Manfaat Kumpulan;
   d. Kepala Bagian Klaim Manfaat Individu;
5. Divisi Asuransi Jiwa Kredit
   a. Kepala Bagian Layanan Kepesertaan;
   b. Kepala Bagian Layanan Klaim
6. Divisi Dukungan Syariah
   a. Kepala Bagian Bisnis Baru Syariah;
   b. Kepala Bagian Layanan Pemegang Polis Syariah
7. Divisi Strategi dan Dukungan Bisnis Korporasi;
   a. Kepala Bagian Dukungan Penjualan Korporasi

Terkait dengan Penerapan Program APU dan PPT, BRILife telah mengatur tugas dan tanggung jawab PIC yang menjalankan program tersebut sebagai berikut:

1. Menganalisis secara berkala penilaian risiko tindak pidana pencucian uang dan atau tindak pidana pendanaan terorisme terkait dengan nasabahnya, Negara atau area geografis, produk jasa, transaksi atau jaringan distribusi (*delivery channels*);
2. Menyusun, melakukan pengkinian, dan mengusulkan kebijakan dan prosedur penerapan program APU dan PPT yang telah disusun untuk mengelola dan memitigasi risiko berdasarkan penilaian risiko;
3. Memastikan adanya sistem yang dapat mengidentifikasi, menganalisis, memantau, dan menyediakan laporan secara efektif mengenai karakteristik transaksi yang dilakukan oleh nasabah;
4. Memastikan bahwa kebijakan dan prosedur yang disusun telah sesuai dengan perubahan dan perkembangan yang meliputi antara lain produk, jasa, dan teknologi di sektor jasa keuangan, kegiatan dan kompleksitas usaha Perusahaan, volume transaksi Perusahaan, dan modus Pencucian Uang dan atau Pendanaan Terorisme;
5. Memastikan bahwa formulir yang berkaitan dengan nasabah telah mengakomodasi data yang diperlukan dalam penerapan program APU dan PPT;
6. Memantau rekening nasabah dan pelaksanaan transaksi nasabah;

b. GCG and PMN staffs as PICs for Reporting, Liaison and Implementation of APU and PPT Programs.

2. Underwriting Division
   a. Department Head of Individual Underwriting;
   b. Department Head of Group Underwriting;
   c. Department Head of Premium Administration, Policy Issuance and Quality Assurance.
3. Policy Holder Service Division
   a. Head of Policy Recovery & Change Department;
   b. Head of Premium Billing & Acquisition Department;
   c. Head of Service Center Office Department;
   d. Head of Policy Holder Service Department.
4. Claim Division
   a. Head of Group Claim Department;
   b. Head of Individual Claim Department;
   c. Head of Group Benefit Claim Department;
   d. Head of Individual Benefit Claim Department
5. Credit Life Insurance Divisiont
   a. Head of Membership Service Department;
   b. Head of Claim Service Department
6. Sharia Support Division
   a. Head of Sharia New Business Section;
   b. Head of Sharia Policy Holder Services Department
7. Corporate Business Strategy and Support Division
   a. Head of Corporate Sales Support Department

In relation to the implementation of the APU and PTT programs, BRILife has set the duties and responsibilities of the PIC who run the program as follows:

1. Periodically analyze the risk assessment of money laundering and/or criminal financing of terrorism related to its customers, the country or geographical area, service products, transactions or distribution networks (delivery channels);
2. Prepare, update, and propose policies and procedures for the application of APU and PPT programs that have been prepared to manage and mitigate risks based on risk assessments;
3. Ensure a system that can identify, analyze, monitor and provide reports effectively on the characteristics of transactions carried out by customers;
4. Ensure that the policies and procedures compiled are in accordance with changes and developments that include, among others, products, services and technology in the financial services sector, activities and complexities of the Company's business, the volume of the Company's transactions, and the mode of money laundering and or financing of terrorism;
5. Ensure the forms relating to customers have accommodated the data needed in the implementation of the APU and PPT programs;
6. Monitor customer accounts and carry out customer transactions;

7. Melakukan evaluasi terhadap hasil pemantauan dan analisis transaksi nasabah untuk memastikan ada atau tidaknya Transaksi Keuangan Mencurigakan;
8. Menatausahakan hasil pemantauan dan evaluasi;
9. Memastikan pengkinian data dan profil nasabah serta data dan profil transaksi nasabah;
10. Memastikan bahwa kegiatan usaha yang berisiko tinggi terhadap tindak pidana Pencucian Uang dan atau tindak pidana Pendanaan Terorisme diidentifikasi secara efektif sesuai dengan kebijakan dan prosedur Perusahaan;
11. Memastikan adanya mekanisme komunikasi yang baik dari setiap satuan kerja terkait kepada unit kerja khusus atau pejabat yang bertanggung jawab terhadap penerapan program APU dan PPT dengan menjaga kerahasiaan informasi dan memperhatikan ketentuan anti *tipping-off*;
12. Melakukan pengawasan terkait penerapan program APU dan PPT terhadap satuan kerja terkait;
13. Memastikan adanya identifikasi area yang berisiko tinggi yang terkait dengan penerapan program APU dan PPT dengan mengacu pada ketentuan peraturan perundang-undangan dan sumber informasi yang memadai;
14. Menerima, melakukan analisis, dan menyusun laporan Transaksi Keuangan Mencurigakan yang disampaikan oleh unit kerja yang ditugaskan;
15. Menyusun Laporan Transaksi Keuangan Mencurigakan;
16. Memastikan seluruh kegiatan dalam rangka penerapan program APU dan PPT terlaksana dengan baik;
17. Memantau, menganalisis, dan merekomendasikan kebutuhan pelatihan tentang penerapan program APU dan PPT bagi pejabat, pegawai, dan petugas penjualan.

Terkait dengan Penerapan Program Anti Pencucian Uang (APU) dan Pencegahan Pendanaan Terorisme (PPT), Fungsi Kepatuhan PT Asuransi BRI Life juga telah melakukan program kerja dan pelaksanaan fungsi, yakni:

1) Melakukan *review* dan penyusunan kembali kebijakan APU & PPT yaitu, Surat Keputusan Bersama Nokep: S.01-DEKOM/ III/2020 dan Nokep: S.059-DIR/KEP/ III/2020, Tanggal 31 Maret 2021 tentang Pedoman Pelaksanan Penerapan Anti Pencucian Uang (APU) dan Pencegahan Pendanaan Terorisme (PPT) PT Asuransi BRI Life.
2) Pengembangan Sistem Informasi Manajemen terkait Penerapan Program Anti Pencucian Uang (APU) dan Pencegahan Pendanaan Terorisme (PPT), meliputi:
   a. Melakukan pemasangan red flag pada sistem *underwriting* seperti *screening* Daftar Terduga Teroris dan Organisasi Teroris (DTTOT) dan *Flagging Politically Exposed* (PEP)
   b. *Foreign Account Tax Compliance Act* (FATCA) and *Common Reporting Standard* (CRS)
3) Pelatihan Penerapan Program Anti Pencucian Uang (APU) dan Pencegahan Pendanaan Terorisme (PPT) secara *in class* dan *e-learning* kepada Tenaga Penjualan dan Pekerja PT Asuransi BRI Life
4) Melakukan analisis dan menyampaikan laporan Transaksi Keuangan Mencurigakan kepada PPATK, KPK, dan Dirjen Pajak.

7. Evaluate the results of monitoring and analysis of customer transactions to ensure the presence or absence of Suspicious Financial Transactions;
8. Administer the results of monitoring and evaluation;
9. Ensure update customer data and profiles as well as customer transaction data and profiles;
10. Ensure that business activities that are at high risk of money laundering and/or criminal financing of terrorism are identified effectively in accordance with company policies and procedures;
11. Ensure a good communication mechanism from each work unit related to the special work unit or officials responsible for the implementation of the APU and PPT program by maintaining the confidentiality of information and considering anti-tipping-off provisions;
12. Supervise the application of APU and PPT programs to related work units;
13. Ensure the identification of high-risk areas associated with the implementation of the APU and PPT program by referring to the provisions of the legislation and adequate sources of information
14. Receive, analyze, and prepare reports of Suspicious Financial Transactions submitted by the assigned work unit
15. Compile Suspicious Financial Transaction Reports;
16. Ensure that all activities within the framework of implementing the APU and PPT programs are well implemented;
17. Monitor, analyze and recommend training needs on the implementation of the APU and PPT programs for officials, employees and sales officers.

In relation to the implementation of the Anti-Money Laundering (APU) and Prevention of Terrorism Financing (PPT) Program, the Compliance Function of PT Asuransi BRI Life has also carried out work programs and the implementation of functions, namely:

1) Reviewing and rearranging APU & PPT policies, namely, Joint Decree Nokep: S.01-DEKOM/III/2020 and Nokep: S.059-DIR/KEP/III/2020, March 31, 2021 regarding Guidelines for the Implementation of Anti- Money Laundering (AML) and Prevention of Counter Financing of Terrorism (CFT) PT Asuransi BRI Life.
2) Development of Management Information Systems related to the Implementation of Anti-Money Laundering (APU) and Prevention of Terrorism Financing (PPT) Programs, including:
   a. Installing red flags in the underwriting system such as screening the List of Suspected Terrorists and Terrorist Organizations (DTTOT) and Flagging Politically Exposed (PEP)
   b. Foreign Account Tax Compliance Act (FATCA) and Common Reporting Standard (CRS)
3) Training on the Implementation of Anti-Money Laundering (APU) and Prevention of Terrorism Financing (PPT) Programs in class and e-learning for Sales Forces and Employees of PT Asuransi BRI Life
4) Analyze and submit reports on Suspicious Financial Transactions to PPATK, KPK, and the Director General of Taxes.

5) Melakukan analisis risiko Penerapan Anti Pencucian Uang (APU) dan Pencegahan Pendanaan Terorisme (PPT) dengan menggunakan sistem pendekatan berbasis risiko (*Risk Based Approach*).

5) Conducting risk analysis on the application of Anti-Money Laundering (AML) and Counter Financing of Terrorism (CFT) using a risk-based approach.

Sanksi Administratif yang Dikenakan Kepada Perusahaan, Anggota Dewan Komisaris dan Direksi Oleh Otoritas Pasar Modal dan Otoritas Lainnya

Selama tahun 2021, tidak terdapat sanksi administratif yang dikenakan kepada Perusahaan, anggota Dewan Komisaris dan Direksi oleh OJK.

Administrative Sanctions Imposed on Companies, Members of the Board of Commissioners and Directors by the Capital Market Authority and Other Authorities

During 2021, there were no administrative sanctions imposed on the Company, members of the Board of Commissioners and Board of Directors by FSA.

Akses Informasi dan Data Perusahaan

BRILife telah menerapkan keterbukaan informasi tentang perusahaan melalui berbagai media komunikasi seperti *Website* dan *Email*. Publik dapat memperoleh informasi dan data tentang Perseroan dengan menghubungi alamat dan nomor telepon di bawah ini:

Ade Achmad Sofyan Nasution
Sekretaris Perusahaan
BRILife
Graha Irama, Lt. Mezzanine
Jl. H.R.Rasuna Said Blok X-1 Kav 1 & 2 Jakarta 12950
Call Center: 1500-087
Telepon : (021) 526-1260, 526-1261
Fax : (021) 526-1258, 526-1472
Email : skp@brilife.co.id

BRILife SYARIAH
Divisi Syariah, Graha Irama Lt. 2
Jl. H.R.Rasuna Said Blok X-1 Kav 1 & 2 Jakarta 12950
Telepon : (021) 526-14341
Fax : (021) 526-1469

Access to Company Information and Data

BRILife implemented information disclosure about the company through various communication media such as Website and Email. The public can obtain information and data about the Company by contacting the address and telephone number below:

Ade Achmad Sofyan Nasution
Corporate Secretary
BRILife
Graha Irama, Lt. Mezzanine
Jl. H.R.Rasuna Said Blok X-1 Kav 1 & 2 Jakarta 12950
Call Center: 1500-087
Telepon : (021) 526-1260, 526-1261
Fax : (021) 526-1258, 526-1472
Email : skp@brilife.co.id

BRILife SYARIAH
Divisi Syariah, Graha Irama Lt. 2
Jl. H.R.Rasuna Said Blok X-1 Kav 1 & 2 Jakarta 12950
Telepon : (021) 526-14341
Fax : (021) 526-1469

Siaran Pers

Press conference

No.	Berita News	Tanggal dan Bulan Pemuatan Publishing Date and Month	Jumlah media yang memuat Number of Publishing mass media
1	*Sales Kick Off* PT Asuransi BRI Life Sales Kick Off PT Asuransi BRI Life	3 Februari 2021 February 3, 2021	12 Media Cetak & Online 12 Printed & Online Media
2	BRILife Penetrasi Asuransi ke Nelayan BRILife Insurance Penetration to Fishermen	6 April 2021 April 6, 2021	17 Media Cetak & Online 17 Printed & Online Media
3	BRILife Jamin Keamanan Polis Nasabah BRILife Guaranteed Customer Policy Security	27 Juli 2021 July 27, 2021	40 Media Cetak & Online 40 Printed & Online Media
4	BRILife Lakukan Investigasi Marathon BRILife Conducted Marathon Investigation	28 Juli 2021 July 28, 2021	52 Media Cetak & Online 52 Printed & Online Media
5	*Standby Statement*; Penggelapan Dana Nasabah Standby Statements; Embezzlement of Customer Funds	6 Agustus 2021 August 6, 2021	22 Media Cetak & Online 22 Printed & Online Media
6	BRILife Terima 2 Penghargaan & Gelar Aktifitas Berbagi BRILife Received 2 Awards & Sharing Activities	27 Agustus 2021 August 27, 2021	22 Media Cetak dan Online 22 Printed & Online Media
7	Berita Foto Pembayaran Klaim Nasabah Jakarta News Photo of Payment of Customer Claims Jakarta	01 Oktober 2021 October 01, 2021	07 Media Cetak & Online 07 Printed & Online Media

No.	Berita News	Tanggal dan Bulan Pemuatan Publishing Date and Month	Jumlah media yang memuat Number of Publishing mass media
8	Berita Foto Pembayaran Klaim Nasabah Bandung News Photo Payment Customer Claims Bandung	09 Oktober 2021 October 09, 2021	13 Media Cetak & Online 13 Printed & Online Media
9	Media Gathering HUT BRILife ke-34 34th BRILife Anniversary Media Gathering	26 Oktober 2021 October 26, 2021	42 Media Cetak & Online 42 Printed & Online Media
10	Kolaborasi Strategis Prixa dengan BRILife Prixa Strategic Collaboration with BRILife	08 Nopember 2021 November 08, 2021	10 Media Cetak & Online 10 Printed & Online Media
11	Launching Kerjasama Asuransi BRILife "PIJAR" Launching of BRILife Insurance Cooperation "PIJAR"	28 Nopember 2021 November 28, 2021	07 Media Cetak & Online 07 Printed & Online Media
12.	Berita Foto: Pembayaran Klaim Nasabah Jepara Photo News: Payment of Jepara Customer Claims	25 Nopember 2021 November 25, 2021	07 Media Cetak & Online 07 Printed & Online Media

Kode Etik

Sesuai dengan Surat Keputusan Bersama Dewan Komisaris dan Direksi PT Asuransi BRI Life Nokep : S.12-DEKOM/VIII/2020 dan Nokep : S.175-DIR/KEP/VIII/2020, Tanggal 27 Agustus 2020 Tentang Pedoman Kode Etik (*Code of Conduct*) PT Asuransi BRI Life bahwa Kode Etik dapat diartikan sebagai aturan tertulis yang disusun secara sistematis berdasarkan prinsip – prinsip atau norma yang ada, sekaligus mencerminkan Nilai dan Budaya Perusahaan. Kode Etik tersebut disusun sebagai pedoman bagi seluruh Insan Perusahaan dalam bertindak sehari – hari.

Pokok-Pokok Kode Etik

Kode Etik berisi sekumpulan komitmen yang terdiri dari Etika Bisnis Perusahaan dan Etika Kerja Insan Perusahaan yang disusun untuk mempengaruhi, membentuk, mengatur dan melakukan kesesuaian tingkah laku Insan Perusahaan sehingga tercapai keluaran yang konsisten yang sesuai dengan nilai – nilai budaya BRILife untuk mencapai visi dan misi Perusahaan.

Etika Bisnis berisi pedoman etika bagi Insan Perusahaan dalam bertindak/bertingkah laku dengan *stakeholders* sesuai dengan prinsip GCG, yaitu:

1. Etika hubungan perusahaan dengan pemerintah
2. Etika hubungan perusahaan dengan pemegang saham
3. Etika hubungan perusahaan dengan insan perusahaan
4. Etika hubungan perusahaan dengan mitra kerja
5. Etika hubungan perusahaan dengan pesaing
6. Etika hubungan perusahaan dengan tertanggung/pemegang polis
7. Etika hubungan perusahaan dengan perusahaan reasuransi
8. Etika hubungan perusahaan dengan mitra bisnis
9. Etika hubungan perusahaan dengan masyarakat
10. Etika hubungan perusahaan dengan media massa
11. Etika hubungan perusahaan dengan organisasi profesi

Etika Bisnis berisi pedoman etika bagi Insan Perusahaan dalam bertindak/bertingkah laku di Perusahaan sesuai dengan Nilai – Nilai Budaya Perusahaan, yaitu:

1. Insan perusahaan wajib menjaga nama baik perusahaan

Code of Conduct

In accordance with the Joint Decree of the Board of Commissioners and the Board of Directors of PT Asuransi BRI Life Nokep : S.12-DEKOM/VIII/2020 and Nokep : S.175-DIR/KEP/VIII/2020, August 27, 2020 regarding the Code of Conduct PT Asuransi BRI Life that the Code of Ethics can be interpreted as a written rule that is systematically compiled based on existing principles or norms, as well as reflecting the Values and Culture of the Company. The Code of Ethics was prepared as a guideline for all Company Personnel in their daily actions.

Principles of the Code of Conduct

The Code of Ethics contains a set of commitments consisting of the Company's Business Ethics and the Work Ethics of Company Personnel which are structured to influence, shape, regulate and conform to the behavior of the Company's Personnel so as to achieve consistent outputs that are in accordance with BRILife's cultural values to achieve the vision and mission Company.

Business Ethics contains ethical guidelines for Company Personnel in acting/behaving with stakeholders in accordance with GCG principles, namely:

1. Ethics of corporate relations with the government
2. Ethics of the company's relationship with shareholders
3. Ethics of company relations with company people
4. Ethics of the company's relationship with work partners
5. Ethics of the company's relationship with competitors
6. Ethics of the company's relationship with the insured/policy holder
7. Ethics of the company's relationship with reinsurance companies
8. Ethics of company relations with business partners
9. Ethics of company relations with society
10. Ethics of the company's relationship with the mass media
11. Ethics of corporate relations with professional organizations

Business Ethics contains ethical guidelines for Company Personnel in acting/behaving in the Company in accordance with the Corporate Cultural Values, namely:

1. Company personnel are required to maintain the good name of the company

2. Insan perusahaan wajib menjaga hubungan baik antar seluruh insan perusahaan
3. Insan perusahaan wajib menjaga kerahasiaan data dan informasi perusahaan
4. Insan perusahaan wajib menjaga dan dilarang memanfaatkan harta benda perusahaan
5. Insan perusahaan wajib menjaga keamanan, keselamatan dan kesehatan lingkungan kerja
6. Insan perusahaan wajib melakukan pencatatan data dan pelaporan
7. Insan perusahaan wajib menghindari benturan kepentingan
8. Insan perusahaan wajib menghindari diri dari praktik pemberian/penerimaan fasilitas, hadiah sponsos dan gratifikasi
9. Insan perusahaan wajib menghindari diri dari penyuapan
10. Insan perusahaan dilarang memanfaatkan kedudukan dan jabatan untuk kepentingan pribadi
11. Insan perusahaan dilarang menyalahgunakan fasilitas teknologi informasi sehingga mempengaruhi keamanan daa perusahaan dan dapat mengakibatkan kerugian perusahaan
12. Insan perusahaan dilarang memperkenankan data, fasilitas dan sumber daya perusahaan untuk diberikan kepada dan/atau digunakan oleh pihak-pihak yang terliat dalam kegiatan politik atau usaha sejenis lainnya
13. Insan perusahaan dilarang menggunakan kontribusi dan donasi politik sebagai cara untuk memperoleh keuntungan/manfaat
14. Insan perusahaan wajib melakukan pengendalian transaksi keuangan secara *prudential* sesuai ketentuan yang berlaku
15. Insan perusahaan dilarang melakukan perilaku asusila, selingkuh, penyalahgunaan narkotika dan obat-obatan terlarang, minuman keras, perjudian dan merokok
16. Petugas penjualan wajib mematuhi dan tunduk pada ketentuan/peraturan yang berlaku, kode etik petugas penjualan dan peraturan perundangan yang berlaku

Kepatuhan Terhadap Kode Etik

Kode Etik Perusahaan berlaku bagi seluruh insan BRILife di seluruh jenjang organisasi perusahaan. Penerapan Kode Etik Perusahaan secara terus menerus dan berkesinambungan dalam bentuk sikap, perbuatan, komitmen dan ketentuan mendukung terciptanya budaya kerja perusahaan. Selain itu, seluruh insan BRILife diwajibkan secara tertulis untuk menyatakan kepatuhannya atas kode etik ini. Pernyataan Kepatuhan yang ditandatangani merupakan salah satu syarat kelanjutan hubungan kerja dengan BRILife.

Penyebarluasan Kode Etik

Secara periodik Perusahaan melakukan penandatanganan komitmen atas kode etik seluruh insan BRILife. Selain itu, pada tahun 2021 telah dilakukan Sosialisasi Kode Etik (*Code Of Conduct*) kepada:

1) Pekerja dan tenaga Penjualan baru
2) Pekerja dan tenaga Pemasaran secara berkesinambungan melalui *e-Learning*

2. Company personnel are required to maintain good relations between all company personnel
3. Company personnel are required to maintain the confidentiality of company data and information
4. Company personnel are required to maintain and are prohibited from using company assets
5. Company personnel are required to maintain the security, safety and health of the work environment
6. Company personnel are required to record data and report
7. Company personnel must avoid conflicts of interest
8. Company personnel must avoid the practice of giving/accepting facilities, sponsorship gifts and gratuities
9. Company personnel must avoid bribery
10. Company personnel are prohibited from taking advantage of their position and position for personal gain
11. Company personnel are prohibited from abusing information technology facilities so that it affects the security of company data and can result in company losses
12. Company personnel are prohibited from allowing company data, facilities and resources to be provided to and/or used by parties involved in political activities or other similar businesses.
13. Company personnel are prohibited from using political contributions and donations as a way to gain profit/benefit
14. Company personnel are required to carry out prudential control of financial transactions in accordance with applicable regulations
15. Company personnel are prohibited from engaging in immoral behavior, cheating, abusing narcotics and illegal drugs, liquor, gambling and smoking
16. Sales officers are required to comply with and comply with applicable provisions/regulations, sales officer code of ethics and applicable laws and regulations

Compliance With Code of Conduct

The Company's Code of Ethics applies to all BRILife personnel at all levels of the company's organization. Implementation of the Company's Code of Ethics continuously and continuously in the form of attitudes, actions, commitments and provisions to support the creation of a corporate work culture. In addition, all BRILife personnel are required in writing to state their compliance with this code of ethics. The signed Compliance Statement is one of the requirement for the continuation of the working relationship with BRILife.

Dissemination of the Code of Ethics

Periodically, the Company signs a commitment to the code of ethics for all BRILife employees. In addition, in 2021 a Code of Conduct Socialization was carried out to:

1) New Worker and Salesperson
2) Workers and Marketing personnel on an ongoing basis through e-Learning

Upaya Penerapan dan Penegakan Kode Etik

Seluruh Insan BRILife diwajibkan setipa tahunnya untuk melakukan Pernyataan Tahunan sebagai berikut:

Efforts For Implementation and Enforcement of the Code of Conduct

All BRILife Personnel are required every year to submit an Annual Statement as follows:

Jenis Pernyataan Tahunan Type of Annual Statement	Dewan Komisaris Board of Commissioners	Direksi Directors	Kepala Divisi / Pimpinan Unit Kerja Head of Division / Head of Work Unit	Seluruh Pekerja All Workers	Seluruh Tenaga Penjualan Whole Sales Force
Kode Etik Pekerja Worker's Code of Conduct				V	
Kode Etik Pejabat Official Code of Ethics	V	V	V		
Kode Etik Tenaga Penjualan Sales Force Code of Conduct					V
Komitmen Anti Fraud Anti-Fraud Commitment			V	V	V
Pernyataan Tahunan Terhadap Benturan Kepentingan (*Annual Disclosure*) Annual Statement of Conflict of Interest (Annual Disclosure)	V	V	V	V	

Jenis Sanksi Pelanggaran Kode Etik

BRILife menerapkan pemberian sanksi bagi setiap karyawan dan tenaga penjual yang melakukan pelanggaran terhadap ketentuan yang berlaku. Perusahaan telah menetapkan jenis sanksi yang akan diberikan kepada keduanya, berikut rinciannya.

Types of Sanctions For Violation of Code of Conduct

BRILife applies sanctions for every employee and salesperson who violates the applicable regulations. The company has determined the types of sanctions that will be given to the two, here are the details.

Sanksi terhadap Karyawan Sanctions against Employees	• Peringatan tertulis. • Pemutusan hubungan kerja. • Written warning. • Termination of employment.
Sanksi terhadap Tenaga Penjualan Sanctions against Salespeople	• Peringatan tertulis. • Pelaporan pelanggaran Tenaga Pemasar kepada AAJI untuk dimasukkan ke dalam Daftar Tenaga • Pemasaran Bermasalah dan atau untuk dilakukan pencabutan sertifikasi keagenan. • Penonaktifan Tenaga Pemasar sementara (*skorsing*). • Pengakhiran Perjanjian Keagenan • Written warning. • Reporting violations of Marketers to AAJI to be included in the List of Personnel • Problem Marketing and or for agency certification revocation. • Temporarily deactivated sales force (suspension). • Termination of Agency Agreement

Kebijakan Pemberian Kompensasi Jangka Panjang Berbasis Kinerja

BRILife bukan merupakan Perusahaan Terbuka sehingga tidak terdapat informasi terkait program kepemilikan saham oleh pegawai dan/atau manajemen (ESOP/MSOP).

Performance-Based Long-Term Compensation Policy

BRILife was not a Public Company so there was no information regarding the employee and/or management share ownership program (ESOP/MSOP).

Kebijakan Pengungkapan Informasi Kepemilikan Saham Dewan Komisaris dan Direksi Serta Pelaksanaannya

BRILife bukan merupakan Perusahaan Terbuka sehingga tidak terdapat kebijakan pengungkapan informasi Kepemilikan saham anggota Direksi dan anggota Dewan Komisaris paling lambat 3 (tiga) hari kerja setelah terjadinya kepemilikan atau setiap perubahan kepemilikan atas saham Perusahaan Terbuka.

Whistleblowing System

BRILife melalui Dewan Komisaris dan Direksi memandang perlu bahwa dalam rangka meningkatkan kualitas penerapan Tata Kelola Perusahaan yang Baik, maka *Whistleblowing System* (WBS) memiliki peran yang sangat penting.

WBS merupakan bagian dari upaya menjaga budaya kepedulian pada lingkungan kerja yang kondusif dan produktif, dan mendorong seluruh insan Perseoran dan *stakeholder* lainnya untuk secara berani dan terbuka dalam melaporkan segala indikasi pelanggaran/kecurangan maupun yang telah terbukti yang terjadi dilingkungan Perseroan, meningkatkan pengawasan atas proses bisnis, serta meningkatkan budaya sadar saling *control* dan peduli terhadap bentuk-bentuk indikasi pelanggaran/kecurangan sehingga dapat meningkatkan kehati-hatian dalam menjalankan tugas, dan menumbuhkan persepsi positif bagi *stakeholder* dalam penerapan prinsip-prinsip *Good Corporate Governance* (GCG)

Penyampaian dan Media Laporan Pelanggaran

BRILife telah mengatur cara penyampaian laporan pelanggaran yang dapat dilakukan oleh seluruh pihak, baik pihak internal maupun pihak eksternal kepada Perusahaan. BRILife memiliki tiga media untuk melaporkan pelanggaran, yakni:
SMS atau Whatsapp dengan nomor: 081213188855
Email: Whistle.blower@BRILife.co.id

Perlindungan Bagi *Whistleblower*

Sesuai dengan Surat Keputusan Direksi PT Asuransi BRI Life Nokep : S.053-DIR/KPH/VI/2021, Tanggal 15 Juni 2021 Tentang Pedoman *Whistleblowing System* (WBS) PT Asuransi BRI Life bahwa Perusahaan berkomitmen untuk memberikan perlindungan kepada Palpor atas kerahasiaan informasi yang dilaporkan dan hanya menggunakan informasi tersebut sebagai sumber informasi awal dalam proses ivestigasi tanpa mengungkapkan identitas Pelapor.

PT Asuransi BRI Life akan memberikan perlindungan kepada Pelapor dari ancaman yang diterima, isolasi, penurunan jabatan, pencegahan penaingkatan, dimutasi, pemecatan, intimidasi, dokorbankan atau bentuk lain dari pelecehan apabila melaporkan

Policy on Disclosure of Information on Share Ownership of the Board of Commissioners and the Board of Directors and its Implementation

BRILife was not a public company, so there was no policy on disclosing information on share ownership of members of the Board of Directors and members of the Board of Commissioners no later than 3 (three) working days after ownership or any change in ownership of shares of a public company occurs.

Whistleblowing System

BRILife through the Board of Commissioners and the Board of Directors considers it necessary that in order to improve the quality of the implementation of Good Corporate Governance, the Whistleblowing System (WBS) has a very important role.

WBS is part of an effort to maintain a culture of concern for a conducive and productive work environment, and encourage all Company personnel and other stakeholders to be bold and open in reporting all indications of violations/cheats as well as those that have been proven that occur within the Company, increasing supervision over business processes as well as increasing a culture of awareness of mutual control and concern for forms of indications of violation/cheating to increase prudence in carrying out duties, and foster positive perceptions for stakeholders in the application of the principles of Good Corporate Governance (GCG).

Submitting and Media of Violation Report

BRILife has arranged how to submit reports of violations that can be done by all parties, both internal and external parties, to the Company. BRILife has three media to report violations, namely:

SMS or Whatsapp with number: 081213188855
Email: Whistle.blower@BRILife.co.id

Whistleblower Protection

In accordance with the Decree of the Board of Directors of PT Asuransi BRI Life Nokep: S.053-DIR/KPH/VI/2021, dated June 15, 2021 concerning the PT Asuransi BRI Life Whistleblowing System (WBS) Guidelines, that the Company is committed to providing protection to the Palpor for the confidentiality of information reported and only use the information as a source of initial information in the investigation process without revealing the identity of the Whistleblower.

PT Asuransi BRI Life provides protection to the Whistleblower from threats received, isolation, demotion, prevention of promotion, transfer, dismissal, intimidation, sacrifice or other forms of harassment when reporting this reporting activity. The Company

kegiatan pelaporan ini. Perusahan berkomitmen memberikan perlidungan kepada Pelapor dan menindaklanjuti perbuatan intimidasi/ancaman Pihak terlapor sesuai dengan aturan Kode Etik yang berlaku di Perusahaan.

Perlindungan kepada Pelapor mencakup hal sebagai berikut:

1) Perusahaan akan memberikan perlindungan kepada Pelapor Internal atas segala macam bentuk ancaman, intimidasi, hukuman, dan/atau tindakan tidak menyenenangkan dari Pihak manapun, seperti penundaan kenaikan pangkat, diskriminasi, pemecatan, dan/atau tindakan fisik. Perlindungan terebut dapat diperluas kepada keluarga pelapor.
2) Pelapor yang beritikad baik melaporkan terjadinya indikasi pelanggaran dan apabila Pelapor terlibat dalam kasus pelanggaran yang dilaporkan (*justice collabolator*) serta terbukti bersalah dan dijatuhi hukuman disiplin, maka Pelapor tersebut dapat dipertimbangkan untuk diberikan keringan hukuman disiplin di antara pelaku lainnya.
3) Perlindungan sebagaimana pada butir 1) dan 2) diatas, tidak termasuk dalam pemberian perlindungan hukum kepada pelapor.

Penanganan Pengaduan

BRILife telah menyusun mekanisme penanganan pengaduan. Setiap laporan akan diterima dan dikelola Divisi Kepatuhan & Legal untuk selanjutnya dilaporkan kepada Direktur Utama melalui Direktur Kepatuhan. Untuk laporan indikasi pelanggaran yang memerlukan investigasi/pemeriksaan khusus, maka setelah mendapati persetujuan Direktur Kepatuhan & Legal akan diteruskan kepada Satuan Kerja Audit Intern (SKAI) atau Unit Kerja Investigasi untuk dilakukan investigasi/pemeriksaan khusus.

Mekanisme Pelaporan *Whistleblowing System* (WBS) antara lain:

1) Pelapor menyampaikan indikasi pelanggaran/kecurangan pada kesempatan pertama melalui sarana WBS melalui saranan Pelaporan WBS yang telah ditetapkan BRILife;
   Adapun laporan WBS dapat disampaikan melalui saluran sebagai berikut:
   a. SMS atau Whatsapp dengan nomor 0812-131-888-55
   b. Webmail BRILife ke : whistle.blower@brilife.go.id
   c. Sarana pelaporan lain yang ditetapkan oleh Perusahaan
2) Unit Pengelola WBS (UPW) akan memberikan nomor pelaporan kepada Pelapor dan dicatat dalam Register Penerimanaan Laporan WBS. Pencatatan tersebut untuk memudahkan dalam proses pencarian data laporan dan untuk memonitor progress penyelesaian pelaporan WBS;
3) Pencatatan pelaporan WBS dalam Register Penerimanaan Laporan WBS dengan memuat sekurang-kurangnya:
   a. Bulan Pelaporan;
   b. Nomor Pelaporan;
   c. Tanggal Laporan Diterima;
   d. Media Penyampaian;
   e. Pihak Pelapor;
   f. Pihak Terlapor;

is committed to providing protection to the Reporting Party and following up on acts of intimidation/threats to the Reported Party in accordance with the Code of Ethics applicable in the Company.

Protection for Whistleblowers includes the following:

1) The Company provides protection to Internal Whistleblowers from all forms of threats, intimidation, punishment, and/or unpleasant actions from any Party, such as delaying promotion, discrimination, dismissal, and/or physical action. This protection can be extended to the complainant's family.
2) Whistleblowers who have good intentions report indications of violations and if the Whistleblower is involved in the reported violation case (justice collaborator) and is proven guilty and sentenced to disciplinary action, the Whistleblower may be considered for leniency in disciplinary punishment among other perpetrators.
3) The protection as referred to in points 1) and 2) above, is not included in the provision of legal protection to the complainant.

Handling of Complaints

PT Asuransi BRI Life has developed a mechanism for handling complaints. Each report will be received and managed by the Compliance & Legal Division to be further reported to the President Director through the Compliance Director. For reports on indications of violations that require special investigations/inspections, after obtaining approval from the Director of Compliance & Legal, they will be forwarded to the Intern Audit Unit (SKAI) or the Investigation Work Unit for special investigations/inspections.

Whistleblowing System (WBS) Reporting Mechanisms include:

1) The reporter submits indications of violation/cheating at the first opportunity through the WBS facility through the WBS Reporting facility that has been set by BRILife;
   The WBS report can be submitted through the following channels:
   a. SMS or Whatsapp to the number 0812-131-888-55
   b. BRILife webmail to : whistle.blower@brilife.go.id
   c. Other reporting facilities determined by the Company
2) The WBS Management Unit (UPW) provides a reporting number to the Reporting Party, and it will be recorded in the WBS Report Receipt Register. The recording is to facilitate the process of searching for report data and to monitor the progress of completing the WBS reporting;
3) WBS reporting recording in the WBS Report Receipt Register by containing at least:
   a. Reporting Month;
   b. Reporting Number;
   c. Report Received Date;
   d. Delivery Media;
   e. Reporting Party;
   f. Reported Party;

g. Jenis Pelanggaran; dan
h. Deskripsi Laporan/Kronologis.

4) Unit Pengelola WBS akan memproses lebih lanjut laporan WBS yang masuk melalui proses seleksi, verifikasi data, dan analisa awal terhadap kecukupan infromasi pelaporan yang diterima guna memastikan bukti awal telah mencukupi dan memadai;
5) Unit Pengelola WBS dapat mengumpulkan dan/atau meminta informasi tambahan dengan melakukan konfirmasi kepada Pelapor (jika diperlukan) atas pelaporan indikasi pelanggaran/kecurangan;
6) Petugas WBS menatakerjakan dokumen sumber informasi dan mendokumentasikan laporan pengaduan ke dalam format Lampiran 1;
7) Unit Pengelola WBS akan melaporkan pelaporan WBS tersebut paling lambat 5 (lima) hari kerja setelah tanggal laporan diterima. Adapun rekomendasi atas tindak lanjut pelaporan WBS tersebut dibagi menjadi:
   a. Terlapor untuk Tenaga Penjualan disemua tingkat jabatan dan seluruh Pekerja dengan jabatan apapun selain jabatan Dewan Komisaris dan Direksi maka Unit Pengelola WBS akan mengajukan rekomendasi tindak lanjut pelaporan kepada Direktur Kepatuhan & Hukum.
   b. Terlapor untuk Direktur Utama dan Direktur lainnya maka Unit Pengelola WBS akan mengajukan rekomendasi tindak lanjut pelaporan kepada Dewan Komisaris.
   c. Terlapor untuk Dewan Komisaris maka Unit Kerja WBS akan mengajukan rekomendasi tindak lanjut pelaporan kepada Pemegang Saham melalui surat kedinasan serta menindaklanjuti putusan dari Pemegang Saham.
8) Unit Pengelola WBS dapat memperpanjang jangka waktu tindak lanjut pelaporan WBS hingga paling lambat 5 (lima) hari kerja berikutnya, apabila memenuhi kondisi sebagai berikut:
   a. Adanya kendala komunikasi dan informasi antara Pelapor dan Unit Pengelola WBS;
   b. Laporan WBS yang disampaikan Pelapor memerlukan investigasi dan pemeriksaan lebih mendalam terhadap bukti-bukti indikasi pelanggaran/kecurangan.
9) Sesuai dengan point 6 (enam) tersebut di atas, apabila rekomendasi telah disetujui dari Direktur Kepatuhan dan Hukum/Dewan Komisaris/Pemegang Saham maka:
   a. Untuk terlapor dari seluruh jabatan Tenaga Penjualan dan Pekerja selain Dewan Komisaris dan Direksi setelah mendapatkan rekomendasi dari Direktur Kepatuhan & Hukum, maka Unit Pengelola WBS akan meneruskan informasi indikasi pelanggaran/kecurangan kepada Unit Kerja sesuai dengan jenis indikasi pelanggaran/kecurangannya. Adapun perinciannya sebagai berikut:
      - Untuk indikasi pelanggaran/kecurangan dengan jenis *fraud*, penyuapan, korupsi, kolusi dan nepotisme atau pelanggaran lainnya yang memiliki dampak kerugian Perusahaan maka Unit Pengelola WBS akan meneruskan informasi tersebut kepada Satuan Kerja Audit Intern (SKAI) untuk dilakukan tindak lanjut sesuai dengan kewenangnya.

g. Type of Violation; and
h. Report Description / Chronology.

4) The WBS Management Unit further processes incoming WBS reports through a selection process, data verification, and initial analysis of the adequacy of the reporting information received to ensure that the initial evidence is sufficient and sufficient;
5) The WBS Management Unit may collect and/or request additional information by confirming to the Reporting Party (if necessary) for reporting indications of violation/fraud;
6) The WBS officer administers information source documents and documents the complaint report in Attachment 1 format;
7) The WBS Management Unit reports the WBS report no later than 5 (five) working days after the date the report is received. The recommendations for the follow-up to the WBS reporting are divided into:
   a. Reported for Sales Forces at all levels of office and all Workers with any position other than the positions of the Board of Commissioners and Directors, the WBS Management Unit will submit recommendations for follow-up reporting to the Compliance & Legal Director.
   b. Reported to the President Director and other Directors, the WBS Management Unit will submit recommendations for follow-up reporting to the Board of Commissioners.
   c. Reported to the Board of Commissioners, the WBS Work Unit will submit recommendations for follow-up reporting to Shareholders through official letters and follow up on decisions from Shareholders.
8) The WBS Management Unit may extend the follow-up period for WBS reporting up to no later than the next 5 (five) working days, if it meets the following conditions:
   a. There are communication and information barriers between the Reporting Party and the WBS Management Unit;
   b. The WBS report submitted by the Whistleblower requires a more in-depth investigation and examination of evidence indicating violations/fraud.
9) In accordance with point 6 (six) above, if the recommendation has been approved by the Director of Compliance and Legal/Board of Commissioners/Shareholders then:
   a. For reports from all Sales Force and Worker positions other than the Board of Commissioners and Directors after receiving a recommendation from the Compliance & Legal Director, the WBS Management Unit will forward information on indications of violation/cheating to the Work Unit according to the type of indication of violation/cheating. The details are as follows:
      - For indications of violations/cheating with the types of fraud, bribery, corruption, collusion and nepotism or other violations that have an impact on the Company's losses, the WBS Management Unit will forward the information to the Internal Audit Unit (SKAI) for follow-up in accordance with its authority.

- Untuk indikasi pelanggaran/kecurangan selain fraud, seperti pelanggaran ketentuan/*Standar Operation Procedure* (SOP) Perusahaan, pelanggaran Kode Etik BRILife, pelanggaran etika, perbuatan melanggar hukum (penggunaan kekerasan terhadap pegawai lain, pemerasan, penyalahgunaan narkoba, pelecehan seksual, atau perbuatan kriminal lainnya), perbuatan yang membahayakan keselamatan dan kesehatan kerja atau membahayakan keamaan Perusahaan serta lainnya maka Unit Pengelola WBS akan meneruskan informasi tersebut kepada Unit Kerja Terlapor untuk melakukan tindak lanjut atau investigasi sesuai dengan kewenangannya.

b. Untuk terlapor dari Direktur Utama atau Direksi lainnya tindak lanjut atas indikasi pelanggaran/kecurangan akan dilakukan sesuai dengan rekomendasi dari Dewan Komisaris.

c. Untuk terlapor dari Dewan Komisaris tindak lanjut atas indikasi pelanggaran/kecurangan akan dilakukan sesuai dengan rekomendasi dari Pemegang Saham.

10) Berdasarkan arahan/disposisi Direktur Kepatuhan dan Legal/ Dewan Komisaris/Divisi Kepatuhan PT BRI (Persero) Tbk, Unit Pengelola WBS meneruskan informasi indikasi pelanggaran/ kecurangan kepada Unit Kerja Investigasi untuk dilakukan tindak lanjut sesuai kewenangannya. Penyampaian informasi tersebut harus tetap menjaga kerahasiaan identitas Pelapor;

11) Unit Kerja Investigasi bertanggung jawab untuk menindaklanjuti pelaporan indikasi pelanggaran/kecurangan tersebut melalui proses investigasi yang berlaku;

12) Dalam proses investigasi berlangsung, pekerja atau tenaga penjualan yang dilaporkan akan dischorsing sesuai dengan ketentuan yang berlaku. (dis*chorsing* sesuai dengan ketentuan yang berlaku SK Hukuman Disiplin SK S.068-DIR/ MSDM/VIII/2001) sampai dengan investigasi tersebut selesai dilaksanakan;

13) Atas tindak lanjut yang telah dilakukan tersebut, Unit Kerja Investigasi agar menyampaikan hasil tindak lanjut tersebut kepada Divisi Kepatuhan dan Hukum pada kesempatan pertama;

14) Apabila hasil tindak lanjut pelaporan indikasi pelanggaran/ kecurangan terbukti benar, maka Unit Kerja Terlapor/Unit Kerja berwenang agar memberikan sanksi hukuman disiplin sesuai dengan ketentuan yang berlaku di Perusahaan;

15) Apabila hasil tindak lanjut pelaporan indikasi pelanggaran/ kecurangan, maka Unit Pengelola WBS agar memberikan informasi kepada Pelapor dan/atau atasan Pihak Terlapor untuk memulihkan nama baik Terlapor;

16) Unit Pengelola WBS melakukan pemantauan atas status penyelesaian pelaporan WBS dan melaporkan Laporan WBS secara berkala setiap bulan kepada Direktur Kepatuhan dan Legal.

- For indications of violations/cheats other than fraud, such as violations of the Company's provisions/ Standard Operation Procedures (SOP), violations of the BRILife Code of Ethics, ethical violations, unlawful acts (use of violence against other employees, extortion, drug abuse, sexual harassment, or criminal acts) others), actions that endanger occupational safety and health or endanger the security of the Company and others, the WBS Management Unit will forward the information to the Reported Work Unit to carry out a follow-up or investigation in accordance with its authority.

b. For reports from the President Director or other Directors, follow-up on indications of violation/cheating will be carried out in accordance with the recommendations of the Board of Commissioners.

c. For those reported from the Board of Commissioners, follow-up on indications of violation/fraud will be carried out in accordance with recommendations from Shareholders.

10) Based on the direction/disposition of the Compliance and Legal Director/Board of Commissioners/Compliance Division of PT BRI (Persero) Tbk, the WBS Management Unit forwards information on indications of violations/fraud to the Investigation Work Unit for follow-up actions according to its authority. Submission of such information must maintain the confidentiality of the identity of the Whistleblower;

11) The Investigation Unit is responsible for following up on the reporting of the indications of violation/fraud through the applicable investigation process;

12) During the investigation process, the reported worker or sales force will be suspended in accordance with applicable regulations. (dischorsing in accordance with the applicable provisions SK Disciplinary Punishment SK S.068-DIR/MSDM/ VIII/2001) until the investigation is completed;

13) For the follow-up that has been carried out, the Investigation Unit must submit the results of the follow-up to the Compliance and Legal Division at the first opportunity;

14) If the results of the follow-up reporting on indications of violation/cheating are proven to be true, the Reported Work Unit/Work Unit is authorized to impose disciplinary sanctions in accordance with the applicable provisions in the Company;

15) If the results of the follow-up reporting indicate violations/ cheating, the WBS Management Unit must provide information to the Reporting Party and/or the Reported Party's superiors to restore the good name of the Reported Party;

16) The WBS Management Unit monitors the completion status of the WBS reporting and reports the WBS Report on a monthly basis to the Compliance and Legal Director.

Jenis Pelanggaran yang Dapat Dilaporkan

Untuk mendukung efektivitas WBS, maka pelaporan indikasi pelanggaran/kecurangan harus dapat dipertanggungjawabkan dengan memenuhi kriteria sebagai berikut:

1. Informasi pelaporan indikasi pelanggaran berupa suatu indikasi pelanggaran/kecurangan yang didasarkan pada fakta dan bukan merupakan keluhan pribadi atau bentuk protes atas suatu ketentuan internal Perusahaan tertentu ataupun didasari maksud buruk (fitnah).
2. Pelaporan atas indikasi pelanggaran/kecurangan yang dapat dilaporkan melalui *whistleblowing system* dan akan ditindaklanjuti meliputi hal berikut:
   a. Tindakan *fraud.*
   b. Perbuatan melanggar hukum (penggunaan kekerasan terhadap pegawai atau pimpinan, pemerasan, penyalahgunaan narkoba, pelecehan seksual, ataupun perbuatan kriminal lainnya).
   c. Pelanggaran ketentuan/*standart operating procedure* (SOP) Perusahaan.
   d. Pelanggaran kode etik BRILife dan berpotensi melanggar prinsip-prinsip GCG.
   e. Pelanggaran etika, yaitu pelanggaran terhadap norma-norma, nilai-nilai, ataupun kaidah-kaidah tingkah laku insan BRILife ataupun berlaku secara umum.
   f. Perbuatan yang membahayakan keselamatan dan kesehatan kerja atau membahayakan keamanan Perusahaan serta merugikan Perusahaan.

Pengelola Laporan Pelanggaran

Pihak yang mengelola laporan *Whistleblowing System* (WBS) adalah Unit Pengelola *Whistleblowing System* (UPW) yaitu Divisi Kepatuhan & Hukum.

Sosialisasi *Whistleblowing System*

Pada tahun 2021 telah dilakukan Sosialisasi *Whistleblowing System* (WBS) kepada:

1) Pekerja dan tenaga Penjualan baru
2) Pekerja dan tenaga Pemasaran secara berkesinambungan melalui *e-Learning*

Types of Violations that Can Be Reported

To support the effectiveness of the WBS, reporting indications of violations/fraud must be accounted for by meeting the following criteria:

1. Information on reporting indications of violations is in the form of an indication of violation/fraud based on facts and is not a personal complaint or a form of protest against a certain internal company regulation or based on bad intentions (slander).
2. Reports on indications of violations/frauds that can be reported through the whistleblowing system and will be followed up include the following:
   a. Fraud acts.
   b. Acts that violate the law (use of violence against employees or leaders, extortion, drug abuse, sexual harassment, or other criminal acts).
   c. Violation of the provisions/standard operating procedure (SOP) of the Company.
   d. Violation of BRILife's code of ethics and the potential to violate GCG principles.
   e. Ethical violations, namely violations of the norms, values, or codes of conduct of BRILife personnel or generally applicable.
   f. Acts that endanger occupational safety and health or endanger the security of the Company and harm the Company.

Violation Report Management-

The party that manages the Whistleblowing System (WBS) report is the Whistleblowing System Management Unit (UPW), namely the Compliance & Legal Division.

Sosialisasi Whistleblowing System

In 2021, the Whistleblowing System (WBS) Socialization was carried out to:

1) New Worker and Salesperson
2) Workers and Marketing personnel on an ongoing basis through e-Learning

Jumlah Pengaduan dan Proses Pengaduan

Selama tahun 2021, jumlah laporan WBS adalah sebagai berikut:

Number of Complaints and Complaints Process

During 2021, the number of WBS reports is as follows:

Jumlah Pengaduan WBS Number of WBS Complaints	Status Laporan Report Status		Keterangan Information
	Dalam Proses In the process	Selesai Done	
11	0	11	WBS ditindaklanjuti Manajemen secara efektif sesuai ketentuan yang berlaku. WBS is followed up by Management effectively in accordance with applicable regulations.

Program Anti Korupsi

Program dan Prosedur yang Dilakukan dalam Mengatasi Praktik Korupsi, Balas Jasa (*Kickbacks*), *Fraud*, Suap dan/atau Gratifikasi

Dalam rangka pemenuhan Surat Edaran Menteri BUMN No. SE-2/MBU/07/2019 tanggal 29 Juli 2019 tentang Pengelolaan Badan Usaha Milik Negara yang Bersih melalui Implementasi Pencegahan Korupsi,Kolusi, dan Nepotisme (KKN) dan Penanganan Benturan Kepentingan serta penguatan Pengawasan Intern.

BRILife melalui Dewan Komisaris dan Direksi dalam menerapkan prinsip Tata Kelola Perusahaan yang Baik agar Perseroan dalam menjalankan operasional dan usahanya dapat terekspos dari risiko terjadinya praktik penerimaan suap, gratifikasi dan tindak pidana korupsi. maka wajib menerapkan Sistim Manajemen Anti Penyuapan ISO 37001:2016 yang bertujuan untuk:

a. Mencerminkan komitmen Perseroan dalam peningkatan Anti Penyuapan secara berkelanjutan dalam bentuk tertulis, sehingga dapat dipahami oleh semua pihak yang berkepentingan dalam setiap melaksanakan proses pekerjaan.
b. Memenuhi kebutuhan publik dan seluruh pemangku kepentingan melalui efektivitas tindakan didalam Sistem Manajemen Anti Penyuapan.
c. Membentuk lingkungan organisasi yang sadar dan terkendali dalam pengendalian praktik suap, sehingga prinsip keterbukaan dan akuntabilitas dalam menjalankan kegiatan operasional dan bisnis semakin terimplementasi.

Dimana harapan Dewan Komisaris bersama dengan Direksi membantu untuk meningkatkan pemahaman tentang pengendalian suap bagi Insan Perseroan dan meningkatkan pelaporan penerimaan pengendalian suap dilingkungan Perseroan.

Pada tanggal 13 September 2021 Perseroan telah mendapatkan Sertifikasi "SNI ISO 37001; 2016 Sistem Manajemen anti Penyuapan Anti-*Bribery Management System* Ruang Lingkup Kegiatan Pengadaan Barang & Jasa .

Anti-Corruption Program

Programs and Procedures In Overcoming Corruption, Kickbacks, Fraud, Bribery and/or Gratification Practices

In order to fulfill the Circular Letter of the Minister of SOEs No. SE-2/MBU/07/2019 dated July 29, 2019 concerning Clean Management of State-Owned Enterprises through the Implementation of Prevention of Corruption, Collusion and Nepotism (KKN) and Handling Conflicts of Interest and strengthening Internal Control.

BRILife through the Board of Commissioners and the Board of Directors in implementing the principles of Good Corporate Governance so that the Company in carrying out its operations and business can be exposed to the risk of accepting bribes, gratuities and criminal acts of corruption. then it is mandatory to implement the ISO 37001:2016 Anti-Bribery Management System which aims to:

a. Reflect the Company's commitment to continuously improving Anti-Bribery in written form, so that it can be understood by all interested parties in carrying out each work process.
b. Meet the needs of the public and all stakeholders through effective actions within the Anti-Bribery Management System.
c. Establish an organizational environment that is aware and controlled in controlling bribery practices, so that the principles of transparency and accountability in carrying out operational and business activities are increasingly implemented.

The expectation of the Board of Commissioners together with the Board of Directors is to help increase understanding of bribery control for the Company's personnel and improve reporting on receipt of bribery control within the Company.

On September 13, 2021, the Company obtained the "SNI ISO 37001 Certification; 2016 Anti-Bribery Management System Anti-Bribery Management System Scope of Goods & Services Procurement Activities .

Hal ini telah ditetapkan dalam Surat Keputusan Bersama Dewan Komisaris dan Direksi PT Asuransi BRI Life Nokep : S.11-DEKOM/VI/2021 dan Nokep : S.48-DIR/KPL/VI/2021, Tanggal 02 Juni 2021 tentang Pedoman Sistem Manajemen Anti Penyuapan ISO 37001:2016 PT Asuransi BRI Life.

Guna meningkatkan *awareness* terhadap praktik suap, maka dilaksanakan sosialisasi secara berkelanjutan kepada Insan Perseroan dan Mitra Kerja Perseroan serta dilakukan survey terkait dengan penerapan ISO 37001;2016 sistim Manajemen anti Penyuapan.

Untuk mewujudkan PT Asuransi BRI Life bersih dan berintegritas sebagai upaya pencegahan korupsi dengan ini Manajemen PT Asuransi BRI Life menetapkan BRILife **BERSIH** dengan komitmen sebagai berikut:

Berani menolak tegas atas segala bentuk pemberian dengan berpegang teguh pada **Prinsip 4 NO** berikut:

- **No *Bribery*** (tidak boleh ada suap menyuap, sogok dan pemerasan
- **No *Kickback*** (tidak boleh ada komisi atau tanda terima kasih, baik dalam bentuk uang ataupun bentuk lainnya)
- **No *Gift*** (tidak boleh ada hadiah atau gratifikasi yang tidak patut/tidak wajar dan bertentangan dengan peraturan yang berlaku
- **No *Luxurious Hospitality*** (tidak boleh ada penyambutan dan jamuan yang berlebihan)

Guna meningkatkan *awareness* terhadap praktik suap, maka dilaksanakan sosialisasi secara berkelanjutan kepada Insan Perseroan dan Mitra Kerja Perseroan serta dilakukan *survey* terkait dengan penerapan ISO 37001;2016 Sistem Manajemen Anti Penyuapan.

Sanksi tegas terhadap setiap pelanggaran Sistem Manajemen Anti Penyuapan (SMAP) sesuai Peraturan Perundangan dan Ketentuan Perusahaan yang berlaku. Integritas sebagai Prinsip yang harus dijunjung tinggi oleh seluruh Insan Perusahaan. Hindari segala bentuk konflik kepentingan dan mengelola setiap konflik kepentingan yang berpotensi menimbulkan risiko

Kebijakan Gratifikasi

Dasar hukum penyusunan kebijakan gratifikasi dan korupsi PT Asuransi BRI Life berdasarkan Surat Keputusan Bersama Dewan Komisaris dan Direksi Nomor: S.15-KOM/IX/2020 dan Nomor : S.184-DIR/KPL/GCP/IX/2020, Tanggal 15 September 2020 Tentang Pedoman Pengendalian Anti Gratifikasi dan Anti Korupsi PT Asuransi BRI Life.

This had been stipulated in the Joint Decree of the Board of Commissioners and the Board of Directors of PT Asuransi BRI Life Nokep : S.11-DEKOM/VI/2021 and Nokep : S.48-DIR/KPL/VI/2021, dated June 2, 2021 concerning Management System Guidelines Anti-Bribery ISO 37001:2016 PT Asuransi BRI Life.

In order to increase awareness of bribery practices, ongoing socialization was carried out to the Company's personnel and the Company's Business Partners as well as surveys related to the implementation of the ISO 37001;2016 Anti-Bribery Management system.

To make PT Asuransi BRI Life clean and with integrity as an effort to prevent corruption, the management of PT Asuransi BRI Life established a **CLEAN** BRILife with the following commitments:

Dare to firmly refuse all forms of giving by adhering to the following 4 NO Principles:

- **No Bribery** (no bribery, bribes and extortion)
- **No Kickback** (no commission or acknowledgment, either in cash or in any other form)
- **No Gift** (no inappropriate/unnatural gifts or gratuities and contrary to applicable regulations
- **No Luxurious Hospitality** (no excessive reception and banquet)

In order to increase awareness of bribery practices, ongoing socialization was carried out to the Company's personnel and the Company's Business Partners as well as surveys related to the implementation of the ISO 37001;2016 Anti-Bribery Management system.

Strict sanctions for any violation of the Anti-Bribery Management System (SMAP) was applied in accordance with the applicable Laws and Company Regulations. Integrity as a Principle that must be upheld by all Company Personnel. Avoid all forms of conflict of interest and manage any conflict of interest that has the potential to pose a risk

Gratification Policy

The legal basis for compiling PT Asuransi BRI Life's gratification and corruption policy is the Joint Decree of the Board of Commissioners and Directors Number: S.15-KOM/IX/2020 and Number: S.184-DIR/KPL/GCP/IX/2020, September 15, 2020 About Guidelines for Anti-Gratification and Anti-Corruption Control of PT Asuransi BRI Life.

PENGELOLAAN PENGENDALIAN GRATIFIKASI

Seluruh Insan BRILife wajib membuat laporan penerimaan dan atau penolakan gratifikasi. Laporan dimaksud disampaikan kepada Unit pengendalian Gratifikasi (UPG) BRILife. Data pelaporan gratifikasi yang disampaikan oleh Insan BRILife dapat memberikan petunjuk dalam mengidentifikasi dan memetakan kerawanan penerimaan gratifikasi di lingkungan Perusahaan.

Data identifikasi dan pemetaan tersebut digunakan dalam penentuan kebijakan dan strategi pengendalian, khususnya pengendalian praktik gratifikasi di lingkungan BRILife. Dengan adanya pelaporan atas penerimaan gratifikasi, risiko terganggunya independensi, objektivitas dan imparsialitas Insan BRILife dalam pengambilan keputusan dan pelaksanaan tugas yang memungkinkan terjadinya benturan kepentingan dengan pihak pemberi dapat dihindari.

Dalam konteks ini, pelaporan gratifikasi dapat dijadikan sebagai alat untuk mencegah terjadinya perbuatan penyalahgunaan kewenangan sebagaimana dikehendaki oleh pemberi gratifikasi. Pencatatan atau pelaporan atas penolakan gratifikasi dapat berguna sebagai alat pemutus keterkaitan antara Insan BRILife dengan Pihak Pemberi gratifikasi. Pencatatan atas penolakan penerimaan menjadi penting untuk menilai itikad baik dari Insan BRILife dalam menangkal upaya suap. Berikut alur pelaporan gratifikasi yang digambarkan secara ringkas.

GRATIFICATION CONTROL MANAGEMENT

All BRILife Personnel must report the acceptance and/ or refusal of gratuity. The report was submitted to the BRILife Gratification Control Unit (UPG). The gratification reporting data submitted by BRILife Personnel can provide guidance in identifying and mapping the vulnerability of receiving gratuities within the Company.

The identification and mapping data are used in determining policy and control strategies, specifically controlling the practice of gratification within BRILife. With the reporting of gratuities acceptance, the risk of disrupting the independency, objectivity and impartiality of BRILife Personnel in making decisions and carrying out tasks that may trigger conflicts of interest can be avoided.

In this context, gratuity reporting can be used as a tool to prevent acts of abuse of authority as coveted by the gratuity provider. Recording or reporting of gratuity refusals can be useful to terminate relationship between BRILife Persons and gratuity Providers. Recording the rejection of gratuities becomes important to assess the good faith of BRILife's People in preventing bribery efforts. The following flow is a summary of gratification reporting.

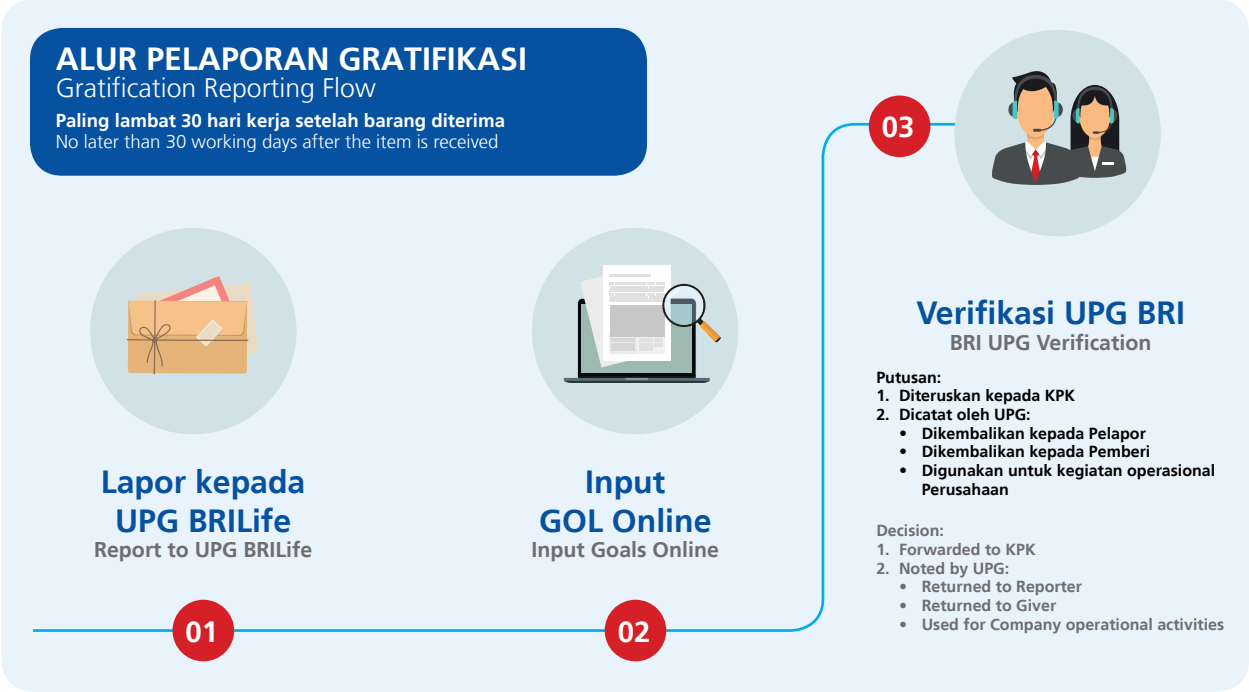

SOSIALISASI KEBIJAKAN GRATIFIKASI

Sosialisasi Pedoman Pengendalian Gratifikasi sangat diperlukan untuk memberikan pemahaman yang sama bagi seluruh Insan BRILife dan pihak ketiga/eksternal selaku *stakeholder* BRILife. Sosialisasi Pedoman Pengendalian Gratifikasi dapat dilaksanakan antara lain melalui:

GRATIFICATION POLICY SOCIALIZATION

The socialization of the Gratification Control Guidelines is needed to provide the same understanding for all BRILife Personnel and external/third parties as BRILife stakeholders. Socialization of Gratification Control Guidelines can be carried out, among others, through:

1. Upaya secara terus-menerus dalam memberikan informasi dan sosialisasi kepada Insan BRILife maupun Pihak Ketiga/Eksternal selaku *stakeholder* BRILife terkait dengan Kebijakan Pengendalian Gratifikasi di BRILife serta Implementasi atas Kebijakan Pengendalian Gratifikasi yang dikelola oleh UPG BRILife.
2. Penyampaian Pedoman Pengendalian Gratifikasi kepada pihak ketiga oleh seluruh Unit Kerja BRILife yang memiliki hubungan kerja dengan BRILife.

Pelatihan/Sosialisasi Anti Korupsi Kepada Karyawan

Pada tahun 2021 Perusahaan telah melakukan sosialisasi terkait dengan ISO 37001:2016 Tentang Sistem Manajemen Anti Penyuapan kepada seluruh Pekerja dan Tenaga Penjualan BRILife pada bulan Februari 2021 dan kami juga melakukan sosialisasi kepada Rekan Bisnis pada bulan Maret 2021.

Adapun perincian peserta yang mengikuti sosialisasi tersebut sebagai berikut:
1) Pekerja dan Tenaga Penjualan sebanyak 1.683 peserta
2) Rekan Bisnis sebanyak 71 peserta

Sanksi tegas terhadap setiap pelanggaran Sistem Manajemen Anti Penyuapan (SMAP) sesuai Peraturan Perundangan dan Ketentuan Perusahaan yang berlaku.

Integritas sebagai Prinsip yang harus dijunjung tinggi oleh seluruh Insan Perusahaan.

Hindari segala bentuk konflik kepentingan dan mengelola setiap konflik kepentingan yang berpotensi menimbulkan risiko.

1. Continual efforts in providing information and outreach related to the Gratification Control Policy at BRILife and the Implementation of Gratification Control Policies managed by UPG BRILife to BRILife Individuals and Third/External Parties as BRILife stakeholders.
2. Submission of Gratification Control Guidelines to third parties by all BRILife Work Units that have a working relationship with BRILife.

Anti-Corruption Training/Socialization to Employees

In 2021 the Company conducted socialization related to ISO 37001:2016 Regarding Anti-Bribery Management System to all BRILife Employees and Sales Forces in February 2021 and we also conducted socialization to Business Partners in March 2021.

The details of the participants who took part in the socialization are as follows:
1) Workers and Sales Force as many as 1,683 participants
2) Business Partners as many as 71 participants

Strict sanctions for any violation of the Anti-Bribery Management System (SMAP) in accordance with the applicable Laws and Company Regulations.

Integrity as a Principle that had to be upheld by all Company Personnel.

Avoid any form of conflict of interest and manage any conflict of interest that had the potential to pose a risk.

Good Corporate Governance Assessment

Good Corporate Governance Assessment

Untuk pemeringkatan penerapan Pedoman Tata Kelola sebagai penunjang Strategi Iinisiatif Perusahaan dalam membangun ketahanan baik dalam rangka menciptakan nilai bagi para pemangku kepentingan guna menciptakan nilai tambah bagi kepentingan pemangku kepentingan dengan tetap memperhatikan nilai-nilai etika, kepatuhan terhadap peraturan yang berlaku dengan memperhatikan Aspek-aspek sebagai berikut:

1. Aspek Struktur Tata Kelola (*Governance Structure*)
2. Aspek Proses Tata Kelola (*Governance Process*)
3. Aspek hasil Tata Kelola (*Governance Outcome*)

Untuk memastikan ketiga aspek terimplementasi sebagai upaya memastikan penerapan tata kelola berjalan sesuai harapan maka dilakukan dengan cara melakukan:

1. *Self Assesment* Internal
2. *Assessment* Eksternal melalui *Corporate Governance Perseption Index* (CGPI)

To rank the implementation of the Governance Guidelines as a support for the Company's Initiative Strategy in building good resilience in order to create value for stakeholders in order to create added value for the interests of stakeholders while still paying attention to ethical values, compliance with applicable regulations by taking into account the following aspects: following:

1. Aspects of the Governance Structure
2. Aspects of the Governance Process
3. Aspects of the Governance Outcome

To ensure that the three aspects are implemented as an effort to ensure that the implementation of governance runs as expected, it is carried out by doing:

1. Internal Self Assessment
2. External Self Assessment through Corporate Governance Perception Index (CGPI)

SELF ASSESSMENT GCG

Kriteria Penilaian

Adapun kriteria dalam melakukan *self assessment* GCG yaitu:

1. Etika bisnis dan pedoman prilaku
2. Organ perusahaan
3. Pemegang Saham
4. Pemangku kepentingan
5. Praktik-praktik usaha yang sehat
6. Pernyataan penerapan pedoman GCG

Pihak yang Melakukan *Assessment*

Assessment GCG dilakukan secara *self assessment*.

Skor Penilaian

Self Assessment GCG

Assessment Criteria

The criteria for conducting a GCG self-assessment are:

1. Business ethics and code of conduct
2. Company organ
3. Shareholders
4. Stakeholders
5. Healthy business practices
6. Statement of implementation of GCG guidelines

The Party Conducting the Assessment

GCG assessment is carried out by self-assessment.

Assessment Score

No.	Penilaian Assessment	2020			2021		
		Nilai Score	Bobot Percentage	Skor Value	Nilai Score	Bobot Percentage	Skor Value
1	Etika Bisnis dan Pedoman Perilaku Business Ethics and Code of Conduct	1.05	10%	0.11	1.00	10%	0.10
2	Organ Perusahaan Company Organ	1.02	25%	0.25	1.02	25%	0.25
3	Pemegang Saham Shareholders	1.00	10%	0.10	1.00	10%	0.10

No.	Penilaian Assessment	2020			2021		
		Nilai Score	Bobot Percentage	Skor Value	Nilai Score	Bobot Percentage	Skor Value
4	Pemangku Kepentingan Stakeholders	1.02	15%	0.15	1.00	15%	0.15
5	Praktik - Praktik Usaha Yang Sehat Healthy Business Practices	1.07	30%	0.32	1.03	30%	0.31
6	Pernyataan Penerapan Pedoman GCG Statement of Implementation of GCG Guidelines	1.00	10%	0.10	1.00	10%	0.10
	Total Skor GCG **GCG Total Score**		**100%**	**1.03**		**100%**	**1.01**

Adapun keterangan skor GCG sebagai berikut:

The description of the GCG score is as follows:

0 < X ≤ 1	**SANGAT BAIK** **VERY GOOD**	Tata Kelola Perusahaan dinilai SANGAT BAIK, Perusahaan MEMILIKI seperangkat aturan yang dibutuhkan guna mewujudkan tata kelola yang baik dan telah dilaksanakan secara KONSISTEN serta ditinjau dan DI*UPDATE* secara berkala Corporate Governance is considered VERY GOOD, the Company HAS a set of rules needed to realize good governance and has been implemented CONSISTENTLY and reviewed and updated regularly
1 < x < 1,5	**BAIK** **GOOD**	Tata Kelola Perusahaan dinilai BAIK, Perusahaan MEMILIKI seperangkat aturan yang dibutuhkan guna mewujudkan tata kelola yang baik dan telah dilaksanakan secara KONSISTEN namun belum DI*UPDATE* secara berkala Corporate governance is considered GOOD, the company HAS a set of rules needed to realize good governance and has been implemented CONSISTENTLY but has not been updated regularly
1,5 < X < 2	**CUKUP BAIK** **GOOD ENOUGH**	Tata Kelola Perusahaan dinilai CUKUP, Perusahaan MEMILIKI seperangkat aturan yang dibutuhkan guna mewujudkan tata kelda yang baik NAMUN BELUM dilaksanakan secara KONSISTEN Corporate Governance is considered ENOUGH, THE COMPANY HAS a set of rules needed to realize good governance BUT HAVE NOT BEEN implemented CONSISTENTLY
2 < x < 3	**KURANG BAIK** **LESS GOOD**	Tata Kelola Perusahaan dinilai KURANG BAIK, Perusahaan MEMILIKI seperangkat aturan yang dibutuhkan guna mewujudkan tata kelola yang baik NAMUN BELUM dilaksanakan Corporate Governance is considered LESS GOOD, THE COMPANY HAS a set of rules needed to realize good governance BUT NOT yet implemented
X > 3	**TIDAK BAIK** **NOT GOOD**	Tata Kelola Perusahaan dinilai TIDAK BAIK, Perusahaan TIDAK MEMILIKI seperangkat aturan yang dibutuhkan guna mewujudkan tata kelola yang baik Corporate Governance is considered NOT GOOD, the Company DOES NOT HAVE a set of rules needed to realize good governance

Dari tabel Hasil Penilaian *Self Assessment Good Corporate Governance* (SA-GCG) tersebut diatas terdapat peningkatan penilaian SA-GCG untuk tahun 2021 dengan skor 1,01 (predikat baik) dibandingkan hasil penilaian SA-GCG pada tahun 2020 dengan skor 1,03 (predikat baik).

From the table above, there is an increase in the SA-GCG assessment for 2021 with a score of 1.01 (good predicate) compared to the results of the SA-GCG assessment in 2020 with a score of 1.03 (predicate). good).

Corporate Governance Perseption Index (CGPI)

Kriteria Penilaian

1. Aspek Struktur Tata Kelola (*Governance Structure*)
2. Aspek Proses Tata Kelola (*Governance Process*)
3. Aspek hasil Tata Kelola (*Governance Outcome*)

Corporate Governance Perseption Index (CGPI)

Assessment Criteria

1. Aspects of Governance Structure
2. Aspects of the Governance Process
3. Aspects of the Governance Outcome

Pihak yang Melakukan *Assessment*

Penilaian Penerapan *Good Corporate Governance* oleh lembaga *The Indonesian Institute For Corporate Governance* (IICG).

Parties that Conduct Assessment

Assessment of the Implementation of Good Corporate Governance by The Indonesian Institute For Corporate Governance (IICG).

Skor Penilaian

Assessment Score

Aspek & Indikator Aspects and Indicators	Rerata Average	Katagori Category
Aspek Struktur Tata Kelola **Aspects of Governance Structure**	**28,91**	**Baik / Well**
1. Indikator Pemegang Saham 1. Shareholder Indicator	29,05	Baik / Well
2. Indikator Dewan Komisaris 2. Board of Commissioners Indicators	29,01	Baik / Well
3. Indikator Direksi 3. Board of Directors Indicator	29,14	Baik / Well
4. Indikator Organ Pendukung Dewan Komisaris 4. Indicators of Supporting Organs for the Board of Commissioners	28,96	Baik / Well
5. Indikator Organ Pendukung Direksi 5. Indicators of the Supporting Organs of the Board of Directors	28,79	Baik / Well
6. Indikator Manajemen Fungsional 6. Functional Management Indicators	28, 48	Baik / Well
7. Idikator Perencanaan Strategis Perusahaan 7. Corporate Strategic Planning Indicators	28,92	Baik / Well
Aspek Proses Tata Kelola **Aspects of the Governance Process**	**29,76**	**Baik / Well**
1. Indikator Sistem dan Mekanisme Pemenuhan Hak Pemegang Saham dan RUPS 1. System Indicators and Mechanisms for Fulfillment of Shareholders' Rights and GMS	29,87	Baik / Well
2. Indikator Sistem dan Mekanisme di Dewan Komisaris dan Direksi 2. System Indicators and Mechanisms in the Board of Commissioners and Board of Directors	30,05	Baik / Well
3. Indikator Sistem dan Mekansme Perilaku Keorganisasian 3. System Indicators and Organizational Behavior Mechanisms	29,81	Baik / Well
4. Indikator Sistem dan Mekanisme Pengawasan Internal dan Eksterna 4. Internal and External Monitoring System and Mechanism Indicators	29,72	Baik / Well
5. Indikator Sistem dan Mekanisme Pengungkapan dan Keterbukaan Informasi 5. System Indicators and Mechanisms for Disclosure and Disclosure of Information	29,66	Baik / Well
6. Indikator Sistem dan Mekanisme Pengelolaan Risiko dan Kepatuhan 6. Indicators of Risk and Compliance Management System and Mechanism	29,55	Baik / Well
7. Indikator Sistem dan Mekanisme Proses Bisnis 7. System Indicators and Business Process Mechanisms	29,82	Baik / Well
8. Indikator Sistem dan Mekanisme Sumber Daya Manusia 8. Human Resources System and Mechanism Indicators	29,60	Baik / Well
9. Indikator Sistem dan Mekanisme Keuangan 9. Financial System and Mechanism Indicators	30,25	Baik / Well
10. Indikator Sistem dan Mekanisme Teknologi Informasi 10. Information Technology System and Mechanism Indicators	29,55	Baik / Well
11. Indikator Sistem dan Mekanisme Operasional Perencanaan Strategis 11. Indicators of Strategic Planning Operational Systems and Mechanisms	29,76	Baik / Well
12. Indikator Sistem dan Mekanisme Tanggung Jawab Sosial dan Lingkungan 12. Indicators of Social and Environmental Responsibility Systems and Mechanisms	29,53	Baik / Well
13. Indikator Sistem dan Mekanisme Membangun Ketahanan Perusahaan 13. System Indicators and Mechanisms to Build Company Resilience	29,67	Baik / Well

Aspek & Indikator Aspects and Indicators	Rerata Average	Katagori Category
Aspek Hasil Tata Kelola **Aspects of Governance Results**	**23,31**	**Baik / Well**
1. Indikator Hasil Tata Kelola di Organ Perusahaan 1. Indicators of Governance Results in Company Organs	23,37	Baik / Well
2. Indikator Kesesuaian Perilaku Keorganisasian 2. Indicators of Organizational Behavior Conformity	23,40	Baik / Well
3. Indikator Pengendalian Manajemen 3. Management Control Indicators	23,23	Baik / Well
4. Indikator Pengendalian Proses Bisnis 4. Business Process Control Indicators	23,30	Baik / Well
5. Indikator Ketahanan Perusahaan 5. Company Resilience Indicators	23,32	Baik / Well
6. Indikator Ekosistem Bisnis 6. Business Ecosystem Indicators	23,24	Baik / Well
SKOR CGPI tahun 2020 **CGPI SCORE 2020**	**81,98**	**TERPERCAYA (*TRUSTED*)**

Hasil CGPI yang menunjukkan kategori "Terpercaya" tersebut menggambarkan bahwa Organ Perusahaan dan segenap anggota perusahaan BRILife telah berkomitmen dan konsisten dalam mengimplementasikan prinsip-prinsip GCG, serta dalam mengoptimalkan sumber daya yang dimiliki membangun ketahanan perusahaan dengan tetap dalam kerangka GCG, sehingga menciptakan nilai yang berkelanjutan bagi *stakeholder* dan pertumbuhan yang berkelanjutan.

The results of the CGPI showing the "Trusted" category illustrates that the Company's Organs and all members of the BRILife company have been committed and consistent in implementing GCG principles, as well as optimizing their resources to build company resilience while remaining within the GCG framework, thereby creating value that is sustainable. sustainable for stakeholders and sustainable growth.

Tanggung Jawab Sosial Perusahaan

Corporate Social Responsibility

BRIlife

Dalam melakukan kegiatan usahanya, Perusahaan mendasarkan pada prinsip-prinsip keberlanjutan. Perusahaan senantiasa melakukan evaluasi atas dampak dari keputusan-keputusan dan kegiatan usahanya terhadap sosial dan lingkungan. Perusahaan berkomitmen bahwa kegiatan usahanya memberikan kontribusi bagi pembangunan berkelanjutan, atau dengan kata lain Perusahaan berkomitmen untuk mengambil peran dalam pencapaian tujuan pembangunan berkelanjutan. Dengan demikian, Perusahaan senantiasa mempertimbangkan aspek ekonomi, sosial dan lingkungan dalam setiap kegiatan usahanya.

Sesuai Surat Edaran Otoritas Jasa Keuangan No. 16 /SEOJK.04/2021 Tentang Bentuk dan Isi Laporan Tahunan Emiten Atau Perusahaan Publik informasi tanggung jawab sosial perusahaan khususnya terkait tata kelola keberlanjutan, kinerja ekonomi berkelanjutan, kinerja lingkungan berkelanjutan dan kinerja sosial berkelanjutan disampaikan pada Laporan Keberlanjutan yang disajikan secara terpisah dari Laporan Tahunan.

In conducting its business activities, the Company bases on the principles of sustainability. The company always evaluates the impact of its decisions and business activities on social and environmental impacts. The Company is committed that its business activities contribute to sustainable development, or in other words the Company is committed to taking a role in achieving sustainable development goals. Thus, the Company always considers economic, social and environmental aspects in all of its business activities.

In accordance with the Circular Letter of the Financial Services Authority No. 16 /SEOJK.04/2021 Regarding the Form and Contents of the Annual Report of Issuers or Public Companies Information on corporate social responsibility, especially related to sustainable governance, sustainable economic performance, sustainable environmental performance and sustainable social performance is submitted in the Sustainability Report which is presented separately from the Annual Report.

PT Asuransi BRI Life dan entitas anaknya/
and its subsidiaries

Laporan keuangan konsolidasian
tanggal 31 Desember 2021
dan untuk tahun yang berakhir pada tanggal tersebut
beserta laporan auditor independen/
Consolidated financial statements
as of December 31, 2021 and
for the year then ended
with independent auditors' report

The original consolidated financial statements included herein are in the Indonesian language.

PT ASURANSI BRI LIFE
DAN ENTITAS ANAKNYA
LAPORAN KEUANGAN KONSOLIDASIAN
TANGGAL 31 DESEMBER 2021
DAN UNTUK TAHUN YANG BERAKHIR PADA
TANGGAL TERSEBUT
BESERTA LAPORAN AUDITOR INDEPENDEN

PT ASURANSI BRI LIFE
AND ITS SUBSIDIARIES
CONSOLIDATED FINANCIAL STATEMENTS
AS OF DECEMBER 31, 2021
AND FOR THE YEAR THEN ENDED
WITH INDEPENDENT AUDITORS' REPORT

Daftar Isi | ***Table of Contents***

	Halaman/ *Page*	
Surat Pernyataan Direksi		*Statement of Directors*
Laporan Auditor Independen		*Independent Auditors' Report*
Laporan Posisi Keuangan Konsolidasian	1-2	*Consolidated Statement of Financial Position*
Laporan Laba Rugi dan Penghasilan Komprehensif Lain Konsolidasian	3-4	*Consolidated Statement of Profit or Loss and Other Comprehensive Income*
Laporan Perubahan Ekuitas Konsolidasian	5	*Consolidated Statement of Changes in Equity*
Laporan Arus Kas Konsolidasian	6	*Consolidated Statement of Cash Flows*
Catatan Atas Laporan Keuangan Konsolidasian	7-137	*Notes to the Consolidated Financial Statements*

****

SURAT PERNYATAAN DEWAN DIREKSI TENTANG TANGGUNG JAWAB ATAS LAPORAN KEUANGAN KONSOLIDASIAN TANGGAL 31 DESEMBER 2021 DAN UNTUK TAHUN YANG BERAKHIR PADA TANGGAL TERSEBUT PT ASURANSI BRI LIFE DAN ENTITAS ANAKNYA

BOARD OF DIRECTORS' STATEMENT REGARDING THE RESPONSIBILITY FOR THE CONSOLIDATED FINANCIAL STATEMENTS AS OF DECEMBER 31, 2021 AND FOR THE YEAR THEN ENDED PT ASURANSI BRI LIFE AND ITS SUBSIDIARIES

Kami, yang bertanda tangan di bawah ini :

We, the undersigned below:

1. Nama	Iwan Pasila	*Name*
Alamat kantor	Graha Irama Lt.15 Jl. H.R. Rasuna Said Blok X-1 Kav 1 & 2, Jakarta 12950	*Office address*
Alamat domisili atau sesuai KTP	Jl. Kerinci XI No. 11 RT 005/002 Kebayoran Baru, Jakarta Selatan, DKI Jakarta	*Domicile address or address according to ID*
Nomor telepon	(021) 5261260 / 61	*Telephone number*
Jabatan	Direktur Utama / *President Director*	*Title*
2. Nama	Yosie William Iroth	*Name*
Alamat kantor	Graha Irama Lt.15 Jl. H.R. Rasuna Said Blok X-1 Kav 1 & 2, Jakarta 12950	*Office address*
Alamat domisili atau sesuai KTP	Citra Raya Blk M 8/39 RT 021/ RW 005 Dukuh, Cikupa, Tangerang, Banten	*Domicile address or address according to ID*
Nomor telepon	(021) 5261260 / 61	*Telephone number*
Jabatan	Direktur / *Director*	*Title*

menyatakan bahwa:

1. Kami bertanggung jawab atas penyusunan dan penyajian laporan keuangan konsolidasian PT Asuransi BRI Life dan entitas anaknya;
2. Laporan keuangan konsolidasian PT Asuransi BRI Life dan entitas anaknya telah disusun dan disajikan sesuai dengan Standar Akuntansi Keuangan di Indonesia;
3. a. Semua informasi dalam laporan keuangan konsolidasian PT Asuransi BRI Life dan entitas anaknya telah dimuat secara lengkap dan benar; dan

   b. Laporan keuangan konsolidasian PT Asuransi BRI Life dan entitas anaknya tidak mengandung informasi atau fakta material yang tidak benar, dan tidak menghilangkan informasi atau fakta material;
4. Kami bertanggung jawab atas sistem pengendalian internal dalam PT Asuransi BRI Life dan entitas anaknya.

declare that:

1. *We are responsible for the preparation and presentation of the consolidated financial statements of PT Asuransi BRI Life and its Subsidiaries;*
2. *The consolidated financial statements of PT Asuransi BRI Life and its Subsidiaries have been prepared and presented in accordance with Indonesian Financial Accounting Standards;*
3. *a. All information in the consolidated financial statements of PT Asuransi BRI Life and its Subsidiaries have been fully disclosed in a complete and truthful manner; and*

   b. The consolidated financial statements of PT Asuransi BRI Life and its Subsidiaries do not contain any incorrect information or material fact, nor do they omit any information or material fact;
4. *We are responsible for the internal control system of PT Asuransi BRI Life and its Subsidiaries.*

Demikian pernyataan ini dibuat dengan sebenarnya.

This statement is made truthfully.

Jakarta, 18 Maret 2022/ *Jakarta, March 18, 2022*

METERAI TEMPEL
2CF93AJX768481259

Iwan Pasila	**Yosie William Iroth**
Direktur Utama / *President Director*	Direktur/ *Director*

KANTOR PUSAT
PT. Asuransi BRI life
Graha Irama Lt. M, 2, 5, 7, 8, 9, 10, 11, 15
Jl. H.R. Rasuna Said Blok X-1 Kav. 1-2 Jakarta 12950
Call Center : 1500-087
Telepon : (021) 526-1260, 526-1261
Fax : (021) 526-1258, 526-1472
web : www.brilife.co.id

Building a better working world

Purwantono, Sungkoro & Surja

Indonesia Stock Exchange Building
Tower 2, 7th Floor
Jl. Jend. Sudirman Kav. 52-53
Jakarta 12190, Indonesia

Tel : +62 21 5289 5000
Fax: +62 21 5289 4100
ey.com/id

The original report included herein is in the Indonesian language.

Laporan Auditor Independen

Laporan No. 00259/2.1032/AU.1/08/1681-2/1/III/2022

Pemegang Saham, Dewan Komisaris, dan Direksi PT Asuransi BRI Life

Kami telah mengaudit laporan keuangan konsolidasian PT Asuransi BRI Life dan entitas anaknya terlampir yang terdiri dari laporan posisi keuangan konsolidasian tanggal 31 Desember 2021, serta laporan laba rugi dan penghasilan komprehensif lain, laporan perubahan ekuitas, dan laporan arus kas konsolidasian untuk tahun yang berakhir pada tanggal tersebut, dan suatu ikhtisar kebijakan akuntansi signifikan dan informasi penjelasan lainnya.

Tanggung jawab manajemen atas laporan keuangan

Manajemen bertanggung jawab atas penyusunan dan penyajian wajar laporan keuangan konsolidasian tersebut sesuai dengan Standar Akuntansi Keuangan di Indonesia, dan atas pengendalian internal yang dianggap perlu oleh manajemen untuk memungkinkan penyusunan laporan keuangan konsolidasian yang bebas dari kesalahan penyajian material, baik yang disebabkan oleh kecurangan maupun kesalahan.

Tanggung jawab auditor

Tanggung jawab kami adalah untuk menyatakan suatu opini atas laporan keuangan konsolidasian tersebut berdasarkan audit kami. Kami melaksanakan audit kami berdasarkan Standar Audit yang ditetapkan oleh Institut Akuntan Publik Indonesia. Standar tersebut mengharuskan kami untuk mematuhi ketentuan etika serta merencanakan dan melaksanakan audit untuk memperoleh keyakinan memadai tentang apakah laporan keuangan konsolidasian tersebut bebas dari kesalahan penyajian material.

Independent Auditors' Report

Report No. 00259/2.1032/AU.1/08/1681-2/1/III/2022

The Shareholders, and the Boards of Commissioners and Directors PT Asuransi BRI Life

We have audited the accompanying consolidated financial statements of PT Asuransi BRI Life and its subsidiaries which comprise the consolidated statement of financial position as of December 31, 2021, and the consolidated statements of profit or loss and other comprehensive income, changes in equity, and cash flows for the year then ended, and a summary of significant accounting policies and other explanatory information.

Management's responsibility for the financial statements

Management is responsible for the preparation and fair presentation of such consolidated financial statements in accordance with Indonesian Financial Accounting Standards, and for such internal control as management determines is necessary to enable the preparation of consolidated financial statements that are free from material misstatement, whether due to fraud or error.

Auditors' responsibility

Our responsibility is to express an opinion on such consolidated financial statements based on our audit. We conducted our audit in accordance with Standards on Auditing established by the Indonesian Institute of Certified Public Accountants. Those standards require that we comply with ethical requirements and plan and perform the audit to obtain reasonable assurance about whether such consolidated financial statements are free from material misstatement.

Building a better working world

The original report included herein is in the Indonesian language.

Laporan Auditor Independen (lanjutan)

Laporan No. 00259/2.1032/AU.1/08/1681-2/1/III/2022 (lanjutan)

Tanggung jawab auditor (lanjutan)

Suatu audit melibatkan pelaksanaan prosedur untuk memperoleh bukti audit tentang angka-angka dan pengungkapan dalam laporan keuangan. Prosedur yang dipilih bergantung pada pertimbangan auditor, termasuk penilaian atas risiko kesalahan penyajian material dalam laporan keuangan, baik yang disebabkan oleh kecurangan maupun kesalahan. Dalam melakukan penilaian risiko tersebut, auditor mempertimbangkan pengendalian internal yang relevan dengan penyusunan dan penyajian wajar laporan keuangan entitas untuk merancang prosedur audit yang tepat sesuai dengan kondisinya, tetapi bukan untuk tujuan menyatakan opini atas keefektivitasan pengendalian internal entitas. Suatu audit juga mencakup pengevaluasian atas ketepatan kebijakan akuntansi yang digunakan dan kewajaran estimasi akuntansi yang dibuat oleh manajemen, serta pengevaluasian atas penyajian laporan keuangan secara keseluruhan.

Kami yakin bahwa bukti audit yang telah kami peroleh adalah cukup dan tepat untuk menyediakan suatu basis bagi opini audit kami.

Opini

Menurut opini kami, laporan keuangan konsolidasian terlampir menyajikan secara wajar, dalam semua hal yang material, posisi keuangan konsolidasian PT Asuransi BRI Life dan entitas anaknya tanggal 31 Desember 2021, serta kinerja keuangan dan arus kas konsolidasiannya untuk tahun yang berakhir pada tanggal tersebut, sesuai dengan Standar Akuntansi Keuangan di Indonesia.

Independent Auditors' Report (continued)

Report No. 00259/2.1032/AU.1/08/1681-2/1/III/2022 (continued)

Auditors' responsibility (continued)

An audit involves performing procedures to obtain audit evidence about the amounts and disclosures in the financial statements. The procedures selected depend on the auditors' judgment, including the assessment of the risks of material misstatement of the financial statements, whether due to fraud or error. In making those risk assessments, the auditors consider internal control relevant to the entity's preparation and fair presentation of the financial statements in order to design audit procedures that are appropriate in the circumstances, but not for the purpose of expressing an opinion on the effectiveness of the entity's internal control. An audit also includes evaluating the appropriateness of accounting policies used and the reasonableness of accounting estimates made by management, as well as evaluating the overall presentation of the financial statements.

We believe that the audit evidence we have obtained is sufficient and appropriate to provide a basis for our audit opinion.

Opinion

In our opinion, the accompanying consolidated financial statements present fairly, in all material respects, the consolidated financial position of PT Asuransi BRI Life and its subsidiaries as of December 31, 2021, and their consolidated financial performance and cash flows for the year then ended, in accordance with Indonesian Financial Accounting Standards.

Purwantono, Sungkoro & Surja

Christophorus Alvin Kossim
Registrasi Akuntan Publik No. AP.1681/*Public Accountant Registration No. AP.1681*

18 Maret 2022/*March 18, 2022*

00259

PT ASURANSI BRI LIFE
DAN ENTITAS ANAKNYA
LAPORAN POSISI KEUANGAN KONSOLIDASIAN
Tanggal 31 Desember 2021
(Disajikan dalam jutaan Rupiah, kecuali dinyatakan lain)

PT ASURANSI BRI LIFE
AND ITS SUBSIDIARIES
CONSOLIDATED STATEMENT OF FINANCIAL POSITION
As of December 31, 2021
(Expressed in millions of Rupiah, unless otherwise stated)

	31 Desember/ *December 31,* 2021	**Catatan/ *Notes***	**31 Desember/ *December 31,* 2020**	
ASET				***ASSETS***
Kas dan bank	79.576	4,33	95.700	*Cash on hand and in banks*
Piutang premi, neto	60.250	5,33	49.055	*Premium receivables, net*
Piutang hasil investasi	97.444	6,33	93.216	*Investment income receivables*
Aset reasuransi, neto	443.441	7,33	333.507	*Reinsurance assets, net*
Piutang koasuransi, neto	40.888	33	11.770	*Coinsurance receivables, net*
Piutang lain-lain, neto	121.624	33	128.853	*Other receivables, net*
Uang muka dan biaya dibayar di muka	15.238	8	11.039	*Advances and prepaid expenses*
Investasi, neto		9,33		*Investments, net*
Deposito berjangka	1.008.137		1.009.902	*Time deposits*
Obligasi	7.943.478		6.862.606	*Bonds*
Saham	364.188		439.026	*Shares*
Reksa dana	5.235.612		3.191.850	*Mutual funds*
Penyertaan langsung	3.796		3.796	*Direct placements*
Properti investasi	95.092		114.150	*Investment properties*
Total investasi, neto	14.650.303		11.621.330	*Total investments, net*
Biaya akuisisi ditangguhkan	2.070.476	32t,33	39.301	*Deferred acquisition cost*
Aset pajak tangguhan, neto	284.724	17	182.244	*Deferred tax assets, net*
Aset tetap dan aset hak guna, neto	260.215	10	277.605	*Fixed assets and right of use asset, net*
Aset takberwujud, neto	56.508	11	65.061	*Intangible assets, net*
Uang jaminan	8.642		8.779	*Deposit*
Aset lain-lain, neto	71.407	12	126.804	*Other assets, net*
TOTAL ASET	**18.260.736**		**13.044.264**	***TOTAL ASSETS***
LIABILITAS, DANA PESERTA DAN EKUITAS				***LIABILITIES, PARTICIPANTS' FUND AND EQUITY***
LIABILITAS				***LIABILITIES***
Utang reasuransi	49.991	33	37.171	*Due to reinsurers*
Utang koasuransi	535	33	1.730	*Due to coinsurers*
Utang pajak	4.980	17	2.826	*Taxes payable*
Pendapatan diterima di muka	1.214	33	990	*Unearned revenue*
Beban masih harus dibayar	80.034	13,33	45.871	*Accrued expenses*
Liabilitas lain-lain	809.405	14	182.754	*Other liabilities*
Liabilitas asuransi:		15		*Insurance Liabilities:*
Liabilitas manfaat polis masa depan	6.259.666		6.530.727	*Liabilities for future policy benefits*
Premi yang belum merupakan pendapatan	355.756		288.873	*Unearned premium reserves*
Estimasi liabilitas klaim	331.007		264.460	*Estimated claims liability*
Total liabilitas asuransi, neto	6.946.429		7.084.060	*Insurance liabilities, net*
Utang klaim	78.211	33	29.190	*Claims liability*
Liabilitas *unit-linked*	3.290.272	16	2.572.818	*Liabilities for unit-linked*
Ujrah diterima di muka	15.652		17.480	*Unearned ujrah*
Liabilitas imbalan kerja	105.073	18	107.044	*Employee benefits liability*
TOTAL LIABILITAS	**11.381.796**		**10.081.934**	***TOTAL LIABILITIES***

Catatan atas laporan keuangan konsolidasian terlampir merupakan bagian yang tidak terpisahkan dari laporan keuangan konsolidasian secara keseluruhan.

The accompanying notes to the consolidated financial statements form an integral part of these consolidated financial statements taken as a whole.

PT ASURANSI BRI LIFE
DAN ENTITAS ANAKNYA
LAPORAN POSISI KEUANGAN KONSOLIDASIAN (lanjutan)
Tanggal 31 Desember 2021
(Disajikan dalam jutaan Rupiah, kecuali dinyatakan lain)

PT ASURANSI BRI LIFE
AND ITS SUBSIDIARIES
CONSOLIDATED STATEMENT OF FINANCIAL POSITION (continued)
As of December 31, 2021
(Expressed in millions of Rupiah, unless otherwise stated)

	31 Desember/ *December 31,* 2021	Catatan/ *Notes*	31 Desember/ *December 31,* 2020	
LIABILITAS, DANA PESERTA DAN EKUITAS (lanjutan)				***LIABILITIES, PARTICIPANTS' FUND AND EQUITY (continued)***
DANA PESERTA		19		***PARTICIPANTS' FUND***
Dana *tabarru*	13.511		14.567	*Tabarru fund*
Dana *syirkah*	182.327		153.760	*Syirkah fund*
TOTAL DANA PESERTA	**195.838**		**168.327**	***TOTAL PARTICIPANTS' FUND***
EKUITAS				***EQUITY***
Modal saham				*Share capital*
Modal saham - nilai nominal Rp100.000 (nilai penuh) per saham pada tanggal 31 Desember 2021 dan 2020				*Share capital - Rp100,000 (full amount) par value per share as of December 31, 2021 and 2020*
Modal dasar - 4.000.000 saham pada tanggal 31 Desember 2021 dan 3.000.000 saham pada tanggal 31 Desember 2020				*Authorized - 4,000,000 shares as of December 31, 2021 and 3,000,000 shares as of December 31, 2020*
Modal ditempatkan dan disetor penuh - 3.136.458 saham (2020: 2.200.000 saham terdiri dari 1 saham Seri A dan 2.199.999 saham Seri B)	313.646	20	220.000	*Issued and fully paid - 3,136,458 shares consists of (2020: 2,200,000 shares consists of 1 share Series A and 2,199,999 shares Series B*
Tambahan modal disetor	3.756.354	20	-	*Additional paid-in capital*
Penghasilan komprehensif lain:				*Other comprehensive income:*
Keuntungan yang belum direalisasi atas perubahan nilai wajar efek-efek tersedia untuk dijual, neto	77.542	9	197.178	*Unrealized gain on changes in fair value of available-for-sale marketable securities, net*
Pengukuran kembali atas liabilitas imbalan kerja, neto	(1.878)		(10.574)	*Remeasurement on employee benefit liability, net*
Saldo laba				*Retained earnings*
Cadangan umum	1.761.813	21	1.761.813	*Appropriated for general reserve*
Belum ditentukan penggunaannya	775.625		625.586	*Unappropriated*
TOTAL EKUITAS	**6.683.102**		**2.794.003**	***TOTAL EQUITY***
TOTAL LIABILITAS, DANA PESERTA DAN EKUITAS	**18.260.736**		**13.044.264**	***TOTAL LIABILITIES, PARTICIPANTS' FUND AND EQUITY***

Catatan atas laporan keuangan konsolidasian terlampir merupakan bagian yang tidak terpisahkan dari laporan keuangan konsolidasian secara keseluruhan.

The accompanying notes to the consolidated financial statements form an integral part of these consolidated financial statements taken as a whole.

PT ASURANSI BRI LIFE
DAN ENTITAS ANAKNYA
LAPORAN LABA RUGI DAN PENGHASILAN KOMPREHENSIF LAIN KONSOLIDASIAN
Untuk Tahun yang Berakhir pada Tanggal 31 Desember 2021
(Disajikan dalam jutaan Rupiah, kecuali dinyatakan lain)

PT ASURANSI BRI LIFE
AND ITS SUBSIDIARIES
CONSOLIDATED STATEMENT OF PROFIT OR LOSS AND OTHER COMPREHENSIVE INCOME
For the Year Ended December 31, 2021
(Expressed in millions of Rupiah, unless otherwise stated)

	Tahun yang Berakhir pada Tanggal 31 Desember/ *Year Ended December 31*			
	2021	**Catatan/ *Notes***	**2020**	
PENDAPATAN				***INCOME***
Pendapatan premi				*Premium income*
Premi bruto	6.790.375	22,33	5.889.762	*Gross premium*
Premi reasuransi	(390.148)	33	(107.891)	*Reinsurance premium*
Perubahan premi yang belum merupakan pendapatan	(58.738)	15	(105.248)	*Changes in unearned premium reserves*
Perubahan aset reasuransi terkait premi yang belum merupakan pendapatan	9.500		2.831	*Changes in reinsurance assets related to unearned premium reserves*
Pendapatan premi neto	6.350.989		5.679.454	*Net premium income*
Hasil investasi, neto	783.218	23,33	616.101	*Investment income, net*
Pendapatan pengelolaan operasi asuransi syariah (*ujrah)*	56.378		61.667	*Income from operational management of sharia insurance (ujrah)*
Pendapatan lain-lain	73.855	24,33	22.629	*Other income*
TOTAL PENDAPATAN	**7.264.440**		**6.379.851**	***TOTAL INCOME***
BEBAN				***EXPENSES***
Klaim dan manfaat				*Claims and benefits*
Klaim dan manfaat bruto	5.714.964	25,33	3.759.671	*Gross claims and benefits*
Klaim reasuransi	(452.872)	33	(117.440)	*Reinsurance claims*
Perubahan liabilitas manfaat polis masa depan	(266.663)	15	662.916	*Changes in liabilities for future policy benefits*
Perubahan aset reasuransi terkait liabilitas manfaat polis masa depan dan estimasi liabilitas klaim	(38.115)		(38.169)	*Changes in reinsurance assets related to liabilities for future policy benefits and estimated claims liabilities*
Perubahan estimasi liabilitas klaim	54.200	15	48.813	*Changes in estimated claims liability*
Perubahan liabilitas *unit-linked*	717.454	16	894.163	*Changes in liabilities for unit-linked*
Klaim dan manfaat, neto	5.728.968		5.209.954	*Claims and benefits, net*
Beban akuisisi	816.263	26,33	556.966	*Acquisition cost*
Beban usaha	448.920	27,33	405.235	*Operating expenses*
Beban pemasaran	135.547	28	128.652	*Marketing expenses*
Beban lain-lain, neto	4.569	29	25.894	*Other expenses, net*
TOTAL BEBAN	**7.134.267**		**6.326.701**	***TOTAL EXPENSES***
LABA SEBELUM BEBAN PAJAK FINAL DAN MANFAAT PAJAK PENGHASILAN, NETO	**130.173**		**53.150**	***INCOME BEFORE FINAL TAX EXPENSE AND INCOME TAX BENEFIT, NET***
Beban pajak final	(71.227)	17	(50.560)	*Final tax expense*
LABA SEBELUM MANFAAT PAJAK PENGHASILAN	**58.946**		**2.590**	***INCOME BEFORE INCOME TAX BENEFIT***
MANFAAT PAJAK PENGHASILAN, NETO	**91.093**	17	**59.800**	***INCOME TAX BENEFIT, NET***
LABA TAHUN BERJALAN	**150.039**		**62.390**	***INCOME FOR THE YEAR***

Catatan atas laporan keuangan konsolidasian terlampir merupakan bagian yang tidak terpisahkan dari laporan keuangan konsolidasian secara keseluruhan.

The accompanying notes to the consolidated financial statements form an integral part of these consolidated financial statements taken as a whole.

PT ASURANSI BRI LIFE
DAN ENTITAS ANAKNYA
LAPORAN LABA RUGI DAN PENGHASILAN KOMPREHENSIF LAIN KONSOLIDASIAN (lanjutan)
Untuk Tahun yang Berakhir pada Tanggal 31 Desember 2021
(Disajikan dalam jutaan Rupiah, kecuali dinyatakan lain)

PT ASURANSI BRI LIFE
AND ITS SUBSIDIARIES
CONSOLIDATED STATEMENT OF PROFIT OR LOSS AND OTHER COMPREHENSIVE INCOME (continued)
For the Year Ended December 31, 2021
(Expressed in millions of Rupiah, unless otherwise stated)

	Tahun yang Berakhir pada Tanggal 31 Desember/ *Year Ended December 31*			
	2021	**Catatan/ *Notes***	**2020**	
LABA TAHUN BERJALAN	**150.039**		**62.390**	***INCOME FOR THE YEAR***
PENGHASILAN KOMPREHENSIF LAIN				***OTHER COMPREHENSIVE INCOME***
Pos yang akan direklasifikasi ke laba rugi:				***Item that will be reclassified to profit or loss:***
(Kerugian) keuntungan yang belum direalisasi atas perubahan nilai wajar efek-efek yang tersedia untuk dijual	(133.476)	9	189.908	*Unrealized (loss) gain on changes in fair value of available-for-sale marketable securities*
Pajak penghasilan terkait	13.840	17	(17.876)	*Related income tax*
Pos yang tidak akan direklasifikasi ke laba rugi:				***Item that will not be reclassifed to profit or loss:***
Pengukuran kembali atas liabilitas imbalan kerja	11.149	18	(5.255)	*Remeasurement on employee benefits liability*
Pajak penghasilan terkait	(2.453)	17	907	*Related income tax*
TOTAL PENGHASILAN KOMPREHENSIF TAHUN BERJALAN	**39.099**		**230.074**	***TOTAL COMPREHENSIVE INCOME FOR THE YEAR***

Catatan atas laporan keuangan konsolidasian terlampir merupakan bagian yang tidak terpisahkan dari laporan keuangan konsolidasian secara keseluruhan.

The accompanying notes to the consolidated financial statements form an integral part of these consolidated financial statements taken as a whole.

PT ASURANSI BRI LIFE
DAN ENTITAS ANAKNYA
LAPORAN PERUBAHAN EKUITAS KONSOLIDASIAN
Untuk Tahun yang Berakhir pada Tanggal 31 Desember 2021
(Disajikan dalam jutaan Rupiah, kecuali dinyatakan lain)

PT ASURANSI BRI LIFE
AND ITS SUBSIDIARIES
CONSOLIDATED STATEMENT OF CHANGES IN EQUITY
For the Year Ended December 31, 2021
(Expressed in millions of Rupiah, unless otherwise stated)

	Catatan/ *Notes*	Modal saham ditempatkan dan disetor penuh/*Issued and fully paid share capital*	Tambahan modal disetor/ *Additional paid-in capital*	Penghasilan komprehensif lain/ *Other comprehensive income*: Keuntungan (kerugian) yang belum direalisasi dari perubahan nilai wajar atas efek-efek tersedia untuk dijual, neto/*Unrealized gain (loss) on changes in fair value of available-for-sale marketable securities, net*	Penghasilan komprehensif lain/ *Other comprehensive income*: Pengukuran kembali atas liabilitas imbalan kerja, neto/ *Remeasurement on employee benefits liabilities, net*	Saldo laba/*Retained earnings*: Cadangan Umum/ *Appropriated for general reserve*	Saldo laba/*Retained earnings*: Belum ditentukan penggunaannya/ *Unappropriated*	Ekuitas/ *Equity*	
Saldo tanggal 31 Desember 2019		**220.000**	**-**	**25.146**	**(6.226)**	**1.438.546**	**886.463**	**2.563.929**	***Balance as of December 31, 2019***
Cadangan umum	21	-	-	-	-	323.267	(323.267)	-	*General reserve*
Keuntungan yang belum direalisasi atas Perubahan nilai wajar efek-efek tersedia untuk dijual, setelah pajak	9	-	-	172.032	-	-	-	172.032	*Unrealized gain on changes in fair value of available-for-sale marketable securities, net of tax*
Pengukuran kembali atas liabilitas imbalan kerja, setelah pajak		-	-	-	(4.348)	-	-	(4.348)	*Remeasurements of employee benefits liability, net of tax*
Laba tahun berjalan 2020		-	-	-	-	-	62.390	62.390	*Income for the year 2020*
Saldo tanggal 31 Desember 2020		**220.000**	**-**	**197.178**	**(10.574)**	**1.761.813**	**625.586**	**2.794.003**	***Balance as of December 31, 2020***
Modal tahun berjalan	20	93.646	3.756.354	-	-	-	-	3.850.000	*Share capital contribution*
(Kerugian) keuntungan yang belum direalisasi atas perubahan nilai wajar efek-efek tersedia untuk dijual, setelah pajak	9	-	-	(119.636)	-	-	-	(119.636)	*Unrealized (loss) gain on changes in fair value of available-for-sale marketable securities, net of tax*
Pengukuran kembali atas liabilitas imbalan kerja, setelah pajak		-	-	-	8.696	-	-	8.696	*Remeasurements of employee benefits liability, net of tax*
Laba tahun berjalan 2021		-	-	-	-	-	150.039	150.039	*Income for the year 2021*
Saldo tanggal 31 Desember 2021		**313.646**	**3.756.354**	**77.542**	**(1.878)**	**1.761.813**	**775.625**	**6.683.102**	***Balance as of December 31, 2021***

Catatan atas laporan keuangan konsolidasian terlampir
merupakan bagian yang tidak terpisahkan dari
laporan keuangan konsolidasian secara keseluruhan

The accompanying notes to the consolidated financial statements
form an integral part of these
consolidated financial statements taken as a whole

PT ASURANSI BRI LIFE
DAN ENTITAS ANAKNYA
LAPORAN ARUS KAS KONSOLIDASIAN
Untuk Tahun yang Berakhir pada Tanggal 31 Desember 2021
(Disajikan dalam jutaan Rupiah, kecuali dinyatakan lain)

PT ASURANSI BRI LIFE
AND ITS SUBSIDIARIES
CONSOLIDATED STATEMENT OF CASH FLOWS
For the Year Ended December 31, 2021
(Expressed in millions of Rupiah, unless otherwise stated)

	Tahun yang Berakhir pada Tanggal 31 Desember/ *Year Ended December 31*			
	2021	**Catatan/ *Notes***	**2020**	
ARUS KAS DARI AKTIVITAS OPERASI				***CASH FLOWS FROM OPERATING ACTIVITIES***
Penerimaan premi	7.633.033		5.881.111	*Receipts of premium*
Pembayaran klaim	(5.750.945)		(3.761.021)	*Payments of claims*
Pembayaran premi reasuransi	(384.639)		(108.277)	*Payments of reinsurance premium*
Penerimaan klaim reasuransi	375.141		45.267	*Receipts of reinsurance claim*
Pembayaran beban akuisisi	(2.838.541)		(563.495)	*Payments of acquisition expense*
Pembayaran beban usaha dan pemasaran	(407.938)		(671.895)	*Payments of operating and marketing expense*
Pembayaran pajak penghasilan	-		(18.033)	*Payment of corporate income tax*
Penerimaan pendapatan lain-lain, neto	769		116.872	*Receipts of other income, net*
Arus kas neto (digunakan untuk) diperoleh dari aktivitas operasi	**(1.373.120)**		**920.529**	***Net cash flows (used in) provided by from operating activities***
ARUS KAS DARI AKTIVITAS INVESTASI				***CASH FLOWS FROM INVESTING ACTIVITIES***
Penerimaan dari hasil investasi	358.144		215.952	*Receipts from investment income*
Penempatan investasi	(107.787.202)		(36.995.028)	*Placements of investment*
Hasil penjualan investasi	104.970.044		35.956.388	*Proceeds from sale of investment*
Pembelian aset tetap	(11.331)	10	(26.531)	*Purchase of fixed assets*
Pembelian aset tak berwujud	(12.586)		(35.191)	*Purchase of intangible assets*
Arus kas neto digunakan untuk aktivitas investasi	**(2.482.931)**		**(884.410)**	***Net cash flows used in investing activities***
ARUS KAS DARI AKTIVITAS PENDANAAN				***CASH FLOWS FROM FINANCING ACTIVITY***
Tambahan setoran modal	3.850.000	20	-	*Additional share contribution*
Pembayaran liabilitas sewa	(10.073)	10	(8.684)	*Payment of lease liabilities*
Arus kas neto diperoleh dari (digunakan untuk) Aktivitas Pendanaan	**3.839.927**		**(8.684)**	***Net cash flows provided by (used in) financing activities***
(PENURUNAN) KENAIKAN NETO DALAM KAS DAN BANK	**(16.124)**		**27.435**	***NET (DECREASE) INCREASE IN CASH ON HAND AND IN BANKS***
KAS DAN BANK PADA AWAL TAHUN	**95.700**		**68.265**	***CASH ON HAND AND IN BANKS AT BEGINNING OF YEAR***
KAS DAN BANK PADA AKHIR TAHUN	**79.576**	4	**95.700**	***CASH ON HAND AND IN BANKS AT END OF YEAR***

Catatan atas laporan keuangan konsolidasian terlampir merupakan bagian yang tidak terpisahkan dari laporan keuangan konsolidasian secara keseluruhan.

The accompanying notes to the consolidated financial statements form an integral part of these consolidated financial statements taken as a whole.

1. UMUM

a. Pendirian Perusahaan

PT Asuransi BRI Life ("Perusahaan") didirikan berdasarkan Akta Notaris Ny. Poerbaningsih Adi Warsito, S.H., No. 116 tanggal 28 Oktober 1987 dan diperbaharui dengan akta No. 102 tanggal 16 Juni 1988 dengan nama PT Asuransi Jiwa Bringin Jiwa Sejahtera. Akta pendirian ini disahkan oleh Menteri Kehakiman Republik Indonesia dalam surat keputusan No. C02-6645.HT.01.01-TH.88 tanggal 2 Agustus 1988 dan diumumkan dalam Lembaran Berita Negara Republik Indonesia No. 71 tanggal 4 September 1990.

Berdasarkan Akta Notaris Dahlia S.H., No. 31 pada tanggal 23 Februari 2017, Perusahaan melakukan perubahan nama perusahaan menjadi "PT Asuransi BRI Life". Perubahan ini telah dicatat dalam Sistem Administrasi Badan Hukum sesuai dengan Surat Kementerian Hukum dan Hak Asasi Manusia Republik Indonesia No. AHU-AH.01.03-0088684 tanggal 27 Februari 2017 dan disetujui dalam Keputusan Menteri Hukum dan Hak Asasi Manusia Republik Indonesia No. AHU-0004875.AH.01.02. Tahun 2017 tanggal 27 Februari 2017.

Anggaran Dasar Perusahaan telah mengalami beberapa kali perubahan. Perubahan terakhir dituangkan dalam Akta No. 58 tanggal 11 Mei 2021, yang dibuat di hadapan Jose Dima Satria, S.H., M.Kn, mengenai perubahan Pasal 11 tentang Tugas, Wewenang dan Kewajiban Direksi dan Pasal 18 tahun buku dan laporan tahunan.

Perubahan anggaran dasar ini telah diterima dan dicatat dalam Sistem Administrasi Badan Hukum Kementerian Hukum dan Hak Asasi Manusia Republik Indonesia sesuai dengan Surat Penerimaan Pemberitahuan Perubahan Anggaran Dasar PT Asuransi BRI Life No. AHU-AH.01.03-0325328 tanggal 24 Mei 2021.

1. GENERAL

a. Establishment of the Company

PT Asuransi BRI Life (the "Company"), was incorporated on October 28, 1987 based on the Notarial Deed No. 116 and was amended on June 16, 1988, on the Notarial Deed No. 102 of Ny. Poerbaningsih Adi Warsito, S.H. with the name of PT Asuransi Jiwa Bringin Jiwa Sejahtera. The deed of establishment was approved by the Minister of Justice of the Republic of Indonesia in its Decision Letter No. C02-6645.HT.01.01-TH.88 dated August 2, 1988 and was published in the State Gazette of the Republic of Indonesia No. 71 dated September 4, 1990.

Based on Notarial Deed No. 31 of Dahlia S.H., dated February 23, 2017, the Company changed its name become "PT Asuransi BRI Life". The changes have been recorded in the Legal Administration System in accordance with the letter from Ministry of Law and Human Rights of the Republic of Indonesia No. AHU-AH.01.03-0088684 dated February 27, 2017 and was approved in the Decree of the Minister of Law and Human Rights of the Republic of Indonesia No. AHU-0004875.AH.01.02. Tahun 2017 dated February 27, 2017.

The Articles of Association of the Company has been amended several times. The latest amendment is covered in Notarial Deed No. 58 dated May 11, 2021 of Jose Dima Satria, S.H., M.Kn., the amendment of Article 11 regarding Duties, Authorities and Obligations of the Board of Directors and Article 18 of the Articles of Association regarding fiscal year and annual report.

The changes have been accepted and recorded in the Legal Administration System of Ministry of Law and Human Rights of the Republic of Indonesia in accordance with the Letter of receipt of notification of amendments to Articles of Association of PT Asuransi BRI Life No. AHU-AH.01.03-0325328 dated May 24, 2021.

1. UMUM (lanjutan)

a. Pendirian Perusahaan (lanjutan)

Sesuai dengan Pasal 3 Anggaran Dasar Perusahaan, ruang lingkup kegiatan Perusahaan adalah menjalankan usaha di bidang asuransi jiwa termasuk asuransi dengan prinsip syariah.

Perusahaan mulai beroperasi pada tanggal 1 Januari 1989 berdasarkan Surat Keputusan Menteri Keuangan Republik Indonesia No. KEP-181/KMK.13/1988, tanggal 10 Oktober 1988.

Perusahaan juga telah memperoleh izin usaha asuransi jiwa dengan prinsip syariah berdasarkan Surat Keputusan Menteri Keuangan Republik Indonesia No. KEP-007/KM.6/2003 tanggal 21 Januari 2003.

Kantor pusat Perusahaan berlokasi di Gedung Graha Irama Lantai 15, Jl. H.R. Rasuna Said Blok X-1, Kav 1 & 2, Jakarta.

Pada tanggal 31 Desember 2021 dan 2020, Perusahaan memiliki 6 kantor CCC (*Customer Care Center*) dengan 22 kantor CC (*Customer Care*).

b. Dewan Komisaris, Direksi, Komite Audit, Dewan Pengawas Syariah dan Karyawan

Berdasarkan Akta Pernyataan Keputusan Pemegang Saham di Luar Rapat Umum Pemegang Saham Perusahaan No. 92 tanggal 23 September 2021 dari Jose Dima Satria, S.H., M.Kn., Notaris di Jakarta, susunan Dewan Komisaris dan Direksi Perusahaan pada tanggal 31 Desember 2021 dan 2020 adalah sebagai berikut:

1. GENERAL (continued)

a. Establishment of the Company (continued)

As stated in Article 3 of the Company's Articles of Association, its scope of activities comprises life insurance activities including insurance with sharia principles.

The Company started its commercial operation on January 1, 1989 based on the Decision Letter of the Minister of Finance of the Republic of Indonesia No. KEP-181/KMK.13/1988 dated October 10, 1988.

The Company has also obtained license as life insurance under sharia principles based on the Decision Letter of the Minister of Finance of the Republic of Indonesia No. KEP-007/KM.6/2003 dated January 21, 2003.

The Company's head office is located at Graha Irama Building, 15th floors, Jl. H.R. Rasuna Said Blok X-1, Kav 1 & 2, Jakarta.

As of December 31, 2021 and 2020, the Company has 6 CCC (Customer Care Center) offices with 22 CC (Customer Care) offices.

b. The Boards of Commissioners, Directors, Audit Committee, Sharia Supervisory Board and Employees

Based in the Deed of Shareholders' Outside the Annual General Meeting of Shareholders' of the Company No. 92 dated September 23, 2021 of Jose Dima Satria S.H., M.Kn., Notary in Jakarta, The composition of the Company's Board of Commissioners and Directors as of December 31, 2021 and 2020, are as follows:

	31 Desember/ *December 31,* 2021	**31 Desember/ *December 31,* 2020**	
Dewan Komisaris:			***Board of Commissioners:***
Komisaris Utama	Muhammad Syafri Rozi	Muhammad Syafri Rozi	*President Commissioner*
Komisaris Independen	Ubaidillah Nugraha	Mulabasa Hutabarat	*Independent Commissioner*
Komisaris Independen	Eko Wahyu Andriastono	Eko Wahyu Andriastono	*Independent Commissioner*
Komisaris Independen	Premita Fifi Widhiawati	Premita Fifi Widhiawati	*Independent Commissioner*
Komisaris	Jonathan Hekster	-	*Commissioner*
Direksi:			***Board of Directors:***
Direktur Utama	Iwan Pasila	Iwan Pasila	*President Director*
Direktur	Dany Cahya Rukmana	Dany Cahya Rukmana	*Director*
Direktur	Lim Chet Ming*)	Khairi Setiawan	*Director*
Direktur	Sutadi*)	Anik Hidayati	*Director*
Direktur	Yosie William Iroth	-	*Director*

*) Dalam proses *fit and proper test dari Otoritas Jasa Keuangan*

**) In the process of fit and proper test from Financial Service Authority*

1. UMUM (lanjutan)

b. Dewan Komisaris, Direksi, Komite Audit, Dewan Pengawas Syariah dan Karyawan (lanjutan)

Susunan Komite Audit Perusahaan pada tanggal 31 Desember 2021 dan 2020 adalah sebagai berikut:

1. GENERAL (continued)

b. The Boards of Commissioners, Directors, Audit Committee, Sharia Supervisory Board and Employees (continued)

The composition of the Company's Audit Committee as of December 31, 2021 and 2020, are as follows:

	31 Desember/ *December 31,* 2021	**31 Desember/ *December 31,* 2020**	
Ketua	Ubaidillah Nugraha	Eko Wahyu Andriastono	*Chairman*
Anggota	Premita Fifi Widhiawati	Betty Primayani	*Member*
Anggota	Jonathan Hekster	Hanung Budiarto	*Member*
Anggota	Dwi Lilis Ernawati	-	*Member*
Anggota	Rahayu	-	*Member*

Susunan Dewan Pengawas Syariah pada tanggal 31 Desember 2021 dan 2020 adalah sebagai berikut:

The composition of the Sharia Supervisory Board as of December 31, 2021 and 2020, are as follows:

Ketua	Dr. Moh. Hidayat, MBA, MH	Chairman
Anggota	Ir. H. Agus Haryadi, AAAIJ, FIIS	Member
Anggota	Hj. Siti Haniatunnisa, LLB.MH.	Member

Perusahaan memiliki 499 dan 514 karyawan tetap masing-masing pada tanggal 31 Desember 2021 dan 2020 (tidak diaudit).

The Company has 499 and 514 permanent employees as of December 31, 2021 and 2020, respectively (unaudited).

Remunerasi yang dibayarkan kepada personil manajemen kunci Perusahaan untuk tahun-tahun yang berakhir pada tanggal 31 Desember 2021 dan 2020 adalah sebagai berikut:

Remunerations paid to the Company's key management personnel for the years ended December 31, 2021 and 2020, are as follows:

	2021					
	Jumlah Personel/ *Number of Personal*	**Gaji/ *Salaries***	**Tunjangan/ *Allowances***	**Bonus/ *Bonuses***	**Total**	
Dewan Komisaris/ Komite Audit	5	3.512	885	452	4.849	*Board of Commissioners/ Audit Committee*
Direksi	5	8.025	2.104	1.274	11.403	*Board of Directors*
Dewan Pengawas Syariah	3	750	2	-	752	*Sharia Supervisory Board*
Pejabat Eksekutif	53	5.892	20.871	1.480	28.243	*Executive Officers*
Total	**66**	**18.179**	**23.862**	**3.206**	**45.247**	***Total***

1. UMUM (lanjutan)

b. Dewan Komisaris, Direksi, Komite Audit, Dewan Pengawas Syariah dan Karyawan (lanjutan)

Remunerasi yang dibayarkan kepada personil manajemen kunci Perusahaan untuk tahun-tahun yang berakhir pada tanggal 31 Desember 2021 dan 2020 adalah sebagai berikut: (lanjutan)

1. GENERAL (continued)

b. The Boards of Commissioners, Directors, Audit Committee, Sharia Supervisory Board and Employees (continued)

Remunerations paid to the Company's key management personnel for the years ended December 31, 2021 and 2020, are as follows: (continued)

	2020					
	Jumlah Personel/ *Number of Personal*	**Gaji/ *Salaries***	**Tunjangan/ *Allowances***	**Bonus/ *Bonuses***	**Total**	
Dewan Komisaris/ Komite Audit	4	3.878	775	-	4.653	*Board of Commissioners/ Audit Committee*
Direksi	4	8.395	1.415	-	9.810	*Board of Directors*
Dewan Pengawas Syariah	3	752	-	-	752	*Sharia Supervisory Board*
Pejabat Eksekutif	53	5.876	20.883	4.377	31.136	*Executive Officers*
Total	**64**	**18.901**	**23.073**	**4.377**	**46.351**	***Total***

c. Struktur Entitas Anak

Pada tanggal 31 Desember 2021 dan 2020, rincian entitas anak yang dikonsolidasikan ke dalam laporan keuangan Perusahaan adalah sebagai berikut:

c. The Structure of Subsidiaries

As of December 31, 2021 and 2020, the details of subsidiaries consolidated into the Company's financial statements are as follows:

Entitas Anak	**Domisili/ *Domicile***	**Bidang Usaha/ *Type of Business***	**Persentase Kepemilikan/ *Percentage of Ownership***		**Total Aset Sebelum Eliminasi/ *Total Assets Before Elimination***		***Subsidiaries***
			2021	**2020**	**2021**	**2020**	
Reksa Dana Batavia Dana Obligasi Unggulan	Jakarta	Reksa dana/ *Mutual fund*	100,00%	100,00%	980.223	1.173.283	*Mutual Fund Batavia Dana Obligasi Unggulan*
Reksa Dana Panin Dana Obligasi Bersama Dua	Jakarta	Reksa dana/ *Mutual fund*	100,00%	100,00%	311.460	430.638	*Mutual Fund Panin Dana Obligasi Bersama Dua*
Reksa Dana Trimegah Dana Tetap Optima 2	Jakarta	Reksa dana/ *Mutual fund*	100,00%	100,00%	307.161	338.908	*Mutual Fund Trimegah Dana Tetap Optima 2*
Reksa Dana Insight life	Jakarta	Reksa dana/ *Mutual fund*	100,00%	100,00%	158.296	155.700	*Mutual Fund Insight Life*
Reksa Dana RHB Capital Protected Fund 49	Jakarta	Reksa dana/ *Mutual fund*	82,85%	83,33%	125.245	127.039	*Mutual Fund RHB Capital Protected Fund 49*
Reksa Dana Bahana Premium Protected Fund 134	Jakarta	Reksa dana/ *Mutual fund*	99,97%	99,97%	90.733	126.958	*Mutual Fund Bahana Premium Protected Fund 134*
Reksa Dana Bahana Protected Fund G67	Jakarta	Reksa dana/ *Mutual fund*	-	100,00%	-	458.338	*Mutual Fund Bahana Protected Fund G67*
Reksa Dana Batavia Proteksi Gemilang 10	Jakarta	Reksa dana/ *Mutual fund*	-	100,00%	-	90.526	*Mutual Fund Batavia Proteksi Gemilang 10*
Reksa Dana Insight Terproteksi III	Jakarta	Reksa dana/ *Mutual fund*	-	100,00%	-	25.907	*Mutual Fund Insight Terproteksi III*
Reksa Dana HPAM Smart Protected X	Jakarta	Reksa dana/ *Mutual fund*	-	66,67%	-	15.410	*Mutual Fund HPAM Smart Protected X*

1. UMUM (lanjutan)

d. Penyelesaian Laporan Keuangan Konsolidasian

Manajemen Perusahaan bertanggung jawab atas penyusunan dan penyajian wajar laporan keuangan konsolidasian ini sesuai dengan Standar Akuntansi Keuangan di Indonesia, yang diselesaikan dan diotorisasi untuk diterbitkan oleh Direksi Perusahaan pada tanggal 18 Maret 2022.

1. GENERAL (continued)

d. Completion of the Consolidated Financial Statements

The management of the Company is responsible for the preparation and fair presentation of these consolidated financial statements in accordance with Indonesian Financial Accounting Standards, which were completed and authorized for issuance by the Company's Board of Directors on Maret 18, 2022.

2. IKHTISAR KEBIJAKAN AKUNTANSI SIGNIFIKAN

Kebijakan akuntansi signifikan yang diterapkan secara konsisten dalam penyusunan laporan keuangan konsolidasian Perusahaan dan entitas anaknya (secara kolektif disebut sebagai "Grup").

a. Pernyataan Kepatuhan

Laporan keuangan konsolidasian telah disusun dan disajikan sesuai dengan Standar Akuntansi Keuangan di Indonesia, yang mencakup Pernyataan dan Interpretasi yang dikeluarkan oleh Dewan Standar Akuntansi Keuangan Ikatan Akuntan Indonesia (DSAK-IAI).

b. Dasar Penyusunan Laporan Keuangan Konsolidasian

Laporan keuangan konsolidasian disusun dengan menggunakan konsep biaya historis dan atas dasar akrual, kecuali untuk akun-akun tertentu yang disusun dengan menggunakan dasar pengukuran lain sebagaimana diuraikan dalam kebijakan akuntansi masing-masing akun tersebut.

Laporan arus kas konsolidasian disusun dengan menggunakan metode langsung dengan mengelompokkan arus kas dalam aktivitas operasi, investasi dan pendanaan. Untuk keperluan laporan arus kas konsolidasian, yang termasuk kas dan bank terdiri dari kas dan giro pada bank.

Mata uang penyajian yang digunakan pada laporan keuangan konsolidasian adalah mata uang Rupiah, yang merupakan mata uang fungsional Grup.

2. SUMMARY OF SIGNIFICANT ACCOUNTING POLICIES

The significant accounting policies applied consistently in the preparation of the consolidated financial statements of the Company and its subsidiaries (collectively referred as the "Group").

a. Statement of Compliance

The consolidated financial statements have been prepared and presented in accordance with Indonesian Financial Accounting Standards, which include the Statements and Interpretations issued by the Financial Accounting Standards Board of Indonesian Institute of Accountants (DSAK-IAI).

b. Basis of Preparation of the Consolidated Financial Statements

The consolidated financial statements have been prepared under historical cost concept and on the accrual basis, except for certain accounts, which are measured on other basis as described in the related accounting policies of the accounts.

The consolidated statement of cash flows has been prepared using the direct method with cash flows classified into operating, investing and financing activities. For purposes of the consolidated statement of cash flows, cash on hand and in banks consist of cash and current accounts with banks.

The presentation currency used in the consolidated financial statements is the Indonesian Rupiah, which is the Group's functional currency.

2. IKHTISAR KEBIJAKAN AKUNTANSI SIGNIFIKAN (lanjutan)

b. Dasar Penyusunan Laporan Keuangan Konsolidasian (lanjutan)

Seluruh angka dalam laporan keuangan konsolidasian ini, dibulatkan menjadi dan disajikan dalam jutaan Rupiah yang terdekat, kecuali dinyatakan lain.

c. Penyesuaian standar akuntansi keuangan

Perusahaan menerapkan penyesuaian-penyesuaian standar akuntansi keuangan, yang berlaku efektif 1 Januari 2021 sebagai berikut:

a. PSAK No. 22 (Amendemen 2019): Kombinasi Bisnis tentang Definisi Bisnis.

Amandemen PSAK No. 22 Kombinasi Bisnis menjelaskan bahwa untuk dianggap sebagai suatu bisnis, rangkaian aktivitas dan aset yang terintegrasi harus mencakup, minimal, suatu masukan dan proses substantif yang, bersama-sama, secara signifikan berkontribusi pada kemampuan untuk menghasilkan keluaran.

Lebih jauh, ini menjelaskan bahwa bisnis dapat eksis tanpa menyertakan semua *input* dan proses yang diperlukan untuk menciptakan *output*.

b. Amendemen PSAK No. 71: Instrumen Keuangan, Amendemen PSAK No 55: Instrumen Keuangan: Pengakuan dan Pengukuran, Amendemen PSAK No. 60: Instrumen Keuangan: Pengungkapan, Amendemen PSAK No. 62: Kontrak Asuransi dan Amendemen PSAK No. 73: Sewa tentang Reformasi Acuan Suku Bunga - Tahap 2.

Amendemen PSAK No. 71, Amendemen PSAK No. 55, Amendemen PSAK No. 60, Amendemen PSAK No. 62 dan Amendemen PSAK No. 73 tentang Reformasi Acuan Suku Bunga - Tahap 2 diadopsi dari IFRS tentang *Interest Rate Benchmark Reform - Phase 2*.

2. SUMMARY OF SIGNIFICANT ACCOUNTING POLICIES (continued)

b. Basis of Preparation of the Consolidated Financial Statements (continued)

Figures in the consolidated financial statements are rounded to and expressed in millions of Rupiah, unless otherwise stated.

c. Annual improvements of financial accounting standards

The Company adopted the following annual improvements of financial accounting standards effective January 1, 2021:

a. PSAK No. 22 (2019 Amendment): Business Combinations: Definition of Business.

The amendment to PSAK No. 22 Business Combinations clarifies that to be considered a business, an integrated set of activities and assets must include, at a minimum, an input and a substantive process that, together, significantly contribute to the ability to create output.

Furthermore, it clarifies that a business can exist without including all of the inputs and processes needed to create outputs.

b. Amendments to PSAK No. 71: Financial Instruments, Amendments to PSAK No. 55: Financial Instruments: Recognition and Measurement, Amendments to PSAK No. 60: Financial Instruments: Disclosures, Amendments to PSAK No. 62: Insurance Contracts and Amendments to PSAK No. 73: Leases on Interest Rate Reference Reform - Stage 2.

Amendments to PSAK No. 71, Amendments to PSAK No. 55, Amendments to PSAK No. 60, Amendments to PSAK No. 62 and Amendments to PSAK No. 73 concerning Interest Rate Reference Reform - Phase 2 were adopted from IFRS concerning Interest Rate Benchmark Reform - Phase 2.

2. IKHTISAR KEBIJAKAN AKUNTANSI SIGNIFIKAN (lanjutan)

c. Penyesuaian standar akuntansi keuangan (lanjutan)

b. Amendemen PSAK No. 71: Instrumen Keuangan, Amendemen PSAK No 55: Instrumen Keuangan: Pengakuan dan Pengukuran, Amendemen PSAK No. 60: Instrumen Keuangan: Pengungkapan, Amendemen PSAK No. 62: Kontrak Asuransi dan Amendemen PSAK No. 73: Sewa tentang Reformasi Acuan Suku Bunga - Tahap 2. (lanjutan)

Reformasi acuan suku bunga tersebut mengacu pada reformasi global yang menyepakati penggantian IBOR dengan acuan suku bunga alternatif. Adapun isu akuntansi yang timbul dari penggantian IBOR dibagi menjadi dua tahap yaitu:

1. Tahap 1 (*pre-replacement issues*)
   Merupakan isu atas ketidakpastian yang muncul menjelang periode transisi yang mempengaruhi pelaporan keuangan pada periode sebelum penggantian acuan suku bunga. Untuk mengatasi isu tersebut IASB telah mengeluarkan *Interest Rate Benchmark Reform Amendments to IFRS No. 9, IAS No. 39 and IFRS No. 7* pada tahun 2019 yang telah diadopsi dan disahkan oleh DSAK IAI menjadi Amendemen PSAK No. 71: Instrumen Keuangan, Amendemen PSAK No. 55: Instrumen Keuangan: Pengakuan dan Pengukuran dan Amendemen PSAK No. 60: Instrumen Keuangan: Pengungkapan tentang Reformasi Acuan Suku Bunga.

2. Tahap 2 (*replacement issues*)
   Reformasi Acuan Suku Bunga - Tahap 2 membahas isu yang mungkin mempengaruhi pelaporan keuangan selama reformasi acuan suku bunga, termasuk dampak perubahan arus kas kontraktual atau hubungan lindung nilai yang timbul dari penggantian acuan suku bunga dengan acuan alternatif yang baru.

2. SUMMARY OF SIGNIFICANT ACCOUNTING POLICIES (continued)

c. Annual improvements of financial accounting standards (continued)

b. Amendments to PSAK No. 71: Financial Instruments, Amendments to PSAK No. 55: Financial Instruments: Recognition and Measurement, Amendments to PSAK No. 60: Financial Instruments: Disclosures, Amendments to PSAK No. 62: Insurance Contracts and Amendments to PSAK No. 73: Leases on Interest Rate Reference Reform - Stage 2. (continued)

The interest rate reference reform refers to the global reform which agrees to replace IBOR with an alternative interest rate reference. The accounting issues that arise from replacing IBOR are divided into two stages, namely:

1. Stage 1 (pre-replacement issues)
   Is an issue of uncertainty that arises before the transition period that affects financial reporting in the period before the replacement of the reference interest rate. To overcome this issue the IASB has issued Interest Rate Benchmark Reform Amendments to IFRS No. 9, IAS No. 39 and IFRS No. 7 in 2019 which have been adopted and ratified by IASB IAI to become Amendments to PSAK No. 71: Financial Instruments, Amendments to PSAK No. 55: Financial Instruments: Recognition and Measurement and Amendments to PSAK No. 60: Financial Instruments: Disclosures on Interest Rate Reference Reforms.

2. Stage 2 (pre-replacement issues)
   Interest Rate Reference Reform - Stage 2 addresses issues that may affect financial reporting during the benchmark interest rate reform, including the impact of changes in contractual cash flows or hedging relationships that arise from replacing the benchmark interest rate with a new alternative reference.

2. IKHTISAR KEBIJAKAN AKUNTANSI SIGNIFIKAN (lanjutan)

c. Penyesuaian standar akuntansi keuangan (lanjutan)

b. Amendemen PSAK No. 71: Instrumen Keuangan, Amendemen PSAK No 55: Instrumen Keuangan: Pengakuan dan Pengukuran, Amendemen PSAK No. 60: Instrumen Keuangan: Pengungkapan, Amendemen PSAK No. 62: Kontrak Asuransi dan Amendemen PSAK No. 73: Sewa tentang Reformasi Acuan Suku Bunga - Tahap 2. (lanjutan)

Amendemen ini mengubah persyaratan dalam PSAK No. 71: Instrumen Keuangan, PSAK No. 55: Instrumen Keuangan: Pengakuan dan Pengukuran, PSAK No. 60: Instrumen Keuangan: Pengungkapan, PSAK No. 62: Kontrak Asuransi dan PSAK No. 73: Sewa yang terkait dengan:

- perubahan dasar untuk menentukan arus kas kontraktual dari aset keuangan, liabilitas keuangan dan liabilitas sewa;
- akuntansi lindung nilai; dan
- pengungkapan.

Reformasi Acuan Suku Bunga - Tahap 2 hanya berlaku untuk perubahan yang disyaratkan oleh reformasi acuan suku bunga untuk instrumen keuangan dan hubungan lindung nilai. Amendemen ini berlaku efektif per 1 Januari 2021 dengan penerapan dini diperkenankan.

c. PSAK No. 112: Akuntansi Wakaf, efektif 1 Januari 2021, dan penerapan lebih awal diizinkan.

PSAK ini mengatur perlakuan akuntansi wakaf dari donor korporasi kepada penerima individu dan korporasi.

Tidak ada dampak yang signifikan atas amandemen dan revisi standar yang berlaku efektif pada tanggal 1 Januari 2021 terhadap laporan keuangan konsolidasian Perusahaan.

2. SUMMARY OF SIGNIFICANT ACCOUNTING POLICIES (continued)

c. Annual improvements of financial accounting standards (continued)

b. Amendments to PSAK No. 71: Financial Instruments, Amendments to PSAK No. 55: Financial Instruments: Recognition and Measurement, Amendments to PSAK No. 60: Financial Instruments: Disclosures, Amendments to PSAK No. 62: Insurance Contracts and Amendments to PSAK No. 73: Leases on Interest Rate Reference Reform - Stage 2. (continued)

These amendments amend the requirements of PSAK No. 71: Financial Instruments, PSAK No. 55: Financial Instruments: Recognition and Measurement, PSAK No. 60: Financial Instruments: Disclosures, PSAK No. 62: Insurance Contracts and PSAK No. 73: Leases related to:

- *changes in the basis for determining the contractual cash flows of financial assets, financial liabilities and lease liabilities;*
- *hedge accounting; and*
- *disclosure.*

Interest Rate Reference Reform - Stage 2 applies only to changes required by the benchmark interest rate reform for financial instruments and hedge relationships. These amendments are effective as of January 1, 2021 with earlier application permitted.

c. PSAK No. 112: Accounting for Wakaf (Endowments) effective January 1, 2021, and earlier application is permitted.

This PSAK regulates the accounting treatment for wakaf (endowments) from corporate donor to individual and corporate recipient.

There is no significant impact of the amendments and revisions of the standards effective on January 1, 2021 to the Company's consolidated financial statements.

2. IKHTISAR KEBIJAKAN AKUNTANSI SIGNIFIKAN (lanjutan)

d. Prinsip Konsolidasian

Perusahaan mengendalikan entitas anak jika dan hanya jika Perusahaan memiliki hal berikut:

a) Kekuasaan atas entitas anak (hak yang ada saat ini yang memberi kemampuan kini untuk mengarahkan aktivitas relevan yang secara signifikan mempengaruhi imbal hasil entitas anak).
b) Eksposur atau hak atas imbal hasil variabel dari keterlibatannya dengan entitas anak.
c) Kemampuan untuk menggunakan kekuasaannya atas entitas anak untuk mempengaruhi jumlah imbal hasil Perusahaan.

Entitas anak dikonsolidasi sejak tanggal pengendalian beralih secara efektif kepada Perusahaan dan tidak lagi dikonsolidasi sejak Perusahaan tidak lagi memiliki kontrol.

Dalam hal pengendalian terhadap entitas anak dimulai atau diakhiri dalam suatu periode berjalan maka hasil usaha entitas anak yang diperhitungkan ke dalam laporan keuangan konsolidasian hanya sebatas hasil pada saat pengendalian tersebut mulai diperoleh atau hingga saat pengendalian itu berakhir.

Seluruh saldo dan transaksi antar entitas yang signifikan termasuk keuntungan atau kerugian yang belum direalisasi, dieliminasi untuk mencerminkan posisi keuangan dan hasil usaha Perusahaan dan entitas anak sebagai satu kesatuan usaha.

Laporan keuangan konsolidasian disusun dengan menggunakan kebijakan akuntansi yang sama untuk peristiwa dan transaksi sejenis dalam kondisi yang sama. Apabila laporan keuangan entitas anak menggunakan kebijakan akuntansi yang berbeda dari kebijakan akuntansi yang digunakan dalam laporan keuangan konsolidasian, maka dilakukan penyesuaian yang diperlukan terhadap laporan keuangan entitas anak tersebut.

Kepentingan non-pengendali dinyatakan sebesar proporsi pemegang saham minoritas atas laba neto dan ekuitas entitas anak tersebut sesuai dengan persentase kepemilikan pemegang saham minoritas pada entitas anak tersebut.

2. SUMMARY OF SIGNIFICANT ACCOUNTING POLICIES (continued)

d. Principles of Consolidation

The Company controls a subsidiary if, and only if, the Company has the following:

a) Power over a subsidiary (existing rights that provide the current ability to direct the relevant activities that significantly affect returns of a subsidiary).

b) Exposure or rights to variable returns from its involvement with a subsidiary.
c) The ability to use its power over the subsidiary to affect the Company's returns.

The subsidiaries are consolidated from the date on which effective control is transferred to the Company and are no longer consolidated from the date when the Company is no longer able to control.

Where control over a subsidiary began or ceased during the year, the results of operations of a Subsidiary are included in the consolidated financial statements only from the date that control was acquired or up to the date that control has ceased.

All significant balances and transactions between entities, including unrealized gains/losses, are eliminated to reflect the consolidated financial position and results of operations of the Company and the subsidiaries as a single entity.

The consolidated financial statements are prepared using uniform accounting policies for transactions and events in similar circumstances. If the Subsidiaries' financial statements use accounting policies which are different from those adopted in the consolidated financial statements, appropriate adjustments are made to the subsidiaries' financial statements.

The non-controlling interest represents the non-controlling shareholders' proportionate share in the net income and equity of the Subsidiaries based on the percentage of ownership of the non-controlling shareholders in the subsidiaries.

2. IKHTISAR KEBIJAKAN AKUNTANSI SIGNIFIKAN (lanjutan)

d. Prinsip Konsolidasian (lanjutan)

Perusahaan mempunyai investasi di beberapa entitas bertujuan khusus seperti reksadana. Kepemilikan Perusahaan dalam entitas ini dapat berfluktuasi dari hari ke hari sesuai dengan partisipasi Perusahaan di entitas tersebut. Dimana Perusahaan mengendalikan entitas semacam ini, entitas ini dikonsolidasikan dengan kepentingan pihak ketiga, apabila ada, disajikan sebagai aset neto yang dapat diatribusikan ke pemegang unit yang disajikan dalam akun "liabilitas lain-lain" dan laba yang diatribusikan ke pemegang unit masing-masing dalam laporan posisi keuangan konsolidasian dan laporan laba rugi dan penghasilan komprehensif lain konsolidasian.

e. Transaksi dengan Pihak Berelasi

Grup melakukan transaksi dengan pihak-pihak berelasi seperti yang didefinisikan dalam PSAK No. 7 (Revisi 2015) tentang "Pengungkapan Pihak-pihak Berelasi".

Suatu pihak dianggap berelasi dengan Grup jika:

(1) langsung, atau tidak langsung yang melalui satu atau lebih perantara, suatu pihak (i) mengendalikan, atau dikendalikan oleh, atau berada dibawah pengendalian bersama, dengan Grup; (ii) memiliki kepentingan dalam Grup yang memberikan pengaruh signifikan atas Grup; atau (iii) memiliki pengendalian bersama atas Grup;
(2) suatu pihak yang berelasi dengan Grup;
(3) suatu pihak adalah ventura bersama di mana Grup sebagai venturer;
(4) suatu pihak adalah anggota dari personil manajemen kunci Grup atau entitas induk;
(5) suatu pihak adalah anggota keluarga dekat dari individu yang diuraikan dalam butir (1) atau (4);
(6) suatu pihak adalah entitas yang dikendalikan, dikendalikan bersama atau dipengaruhi signifikan oleh atau untuk dimana hak suara signifikan pada beberapa entitas, langsung maupun tidak langsung, individu seperti diuraikan dalam butir (4) atau (5);
(7) suatu pihak adalah suatu program imbalan pasca kerja untuk imbalan kerja dari Grup atau entitas yang terkait dengan Grup.

2. SUMMARY OF SIGNIFICANT ACCOUNTING POLICIES (continued)

d. Principles of Consolidation (continued)

The Company has invested in a number of special purpose entities such as mutual fund. The Company's percentage of ownership in these entities may fluctuate from day to day according to the Company's participation in them. Where the Company control such entities, they are consolidated with the interest of third parties, if any, shown as net asset value attributable to unitholders presented in other liabilities account and profit attributable to unitholders in the consolidated statement of financial position and consolidated statement of profit or loss and other comprehensive income, respectively.

e. Transactions with Related Parties

The Group engages in transactions with related parties as defined in PSAK No. 7 (Revised 2015) on "Related Party Disclosures".

A party is considered a related party to the Group if:

(1) directly or indirectly, through one or more intermediaries, a party (i) controls, or controlled by, or under common control with the Group; (ii) has an interest in the Group that provides significant influence on the Group; or (iii) has joint control over the Group;
(2) it is a member of the same group as the Group;
(3) it is a joint venture of a third party in which the Group have ventured in;
(4) it is a member of key management personnel in the Group or the parent Company;
(5) it is a close family member of the individual described in clause (1) or (4);
(6) it is an entity that is controlled, jointly controlled or significantly influenced by or for whom has significant voting rights in several entities, directly or indirectly, by the individual described in clause (4) or (5);
(7) it is a post-employment benefit plan for the employees' benefit of either the Group or entities related to the Group.

2. IKHTISAR KEBIJAKAN AKUNTANSI SIGNIFIKAN (lanjutan)

e. Transaksi dengan Pihak Berelasi (lanjutan)

Seluruh transaksi dan saldo yang material dengan pihak-pihak berelasi diungkapkan dalam catatan atas laporan keuangan konsolidasian yang relevan.

f. Transaksi dan Saldo Dalam Mata Uang Asing

Transaksi dalam mata uang asing dicatat berdasarkan kurs yang berlaku pada saat transaksi dilakukan. Pada setiap akhir periode pelaporan, aset dan liabilitas moneter dalam mata uang asing dijabarkan ke dalam Rupiah berdasarkan kurs tengah uang kertas asing yang diterbitkan Bank Indonesia. Keuntungan atau kerugian kurs yang terjadi dikreditkan atau dibebankan pada laba rugi tahun berjalan.

Pada tanggal 31 Desember 2021 dan 2020, kurs Dolar Amerika Serikat (ASD) yang digunakan masing-masing adalah sebesar Rp14.269 dan Rp14.105.

g. Instrumen keuangan

Aset Keuangan

Grup mengklasifikasikan aset keuangannya dalam kategori aset keuangan yang diukur pada nilai wajar melalui laba rugi, pinjaman yang diberikan dan piutang, aset keuangan yang dimiliki hingga jatuh tempo, dan aset keuangan tersedia untuk dijual. Klasifikasi ini tergantung dari tujuan perolehan aset tersebut.

Manajemen menentukan klasifikasi aset keuangan tersebut pada pengakuan awal tergantung pada tujuan perolehan aset keuangan diperoleh dan jika diperbolehkan dan sesuai, mengevaluasi kembali penentuan ini pada setiap tanggal pelaporan.

(i) Aset keuangan yang diukur pada nilai wajar melalui laba rugi (FVTPL)

Kategori ini terdiri dari dua sub-kategori: aset keuangan yang diklasifikasikan dalam kelompok diperdagangkan, dan aset keuangan yang pada saat pengakuan awal telah ditetapkan oleh Grup untuk diukur pada nilai wajar melalui laba rugi.

2. SUMMARY OF SIGNIFICANT ACCOUNTING POLICIES (continued)

e. Transactions with Related Parties (continued)

All significant transactions and balances with related parties are disclosed in the relevant notes to the consolidated financial statements.

f. Foreign Currency Transactions and Balances

Transactions involving foreign currencies are recorded at the rates prevailing at the time the transactions are made. At the end of reporting period, monetary assets and liabilities denominated in foreign currency are adjusted to Rupiah using the middle rates of foreign currency bank notes published by Bank Indonesia. Any resulting gains or losses of foreign exchange are credited or charged to profit or loss for the year.

As of December 31, 2021 and 2020, the exchange rates used for United States Dollar (USD) are Rp14,269 and Rp14,105, respectively.

g. Financial Instruments

Financial Assets

The Group classifies its financial assets in the categories of financial assets at fair value through profit or loss, loans and receivables, held-to-maturity financial assets, and available-for-sale financial assets. The classification depends on the purpose for which the financial assets were acquired.

Management determines the classification of its financial assets at initial recognition depending on the purpose for which the financial assets were acquired and when allowed and appropriate, re-evaluates this designation at every reporting date.

(i) Financial assets at fair value through profit or loss (FVTPL)

This category comprises two sub-categories: financial assets classified as held for trading, and financial assets designated by the Group as at fair value through profit or loss upon initial recognition.

2. IKHTISAR KEBIJAKAN AKUNTANSI SIGNIFIKAN (lanjutan)

g. Instrumen Keuangan (lanjutan)

Aset Keuangan (lanjutan)

(i) Aset keuangan yang diukur pada nilai wajar melalui laba rugi (FVTPL) (lanjutan)

Aset keuangan diklasifikasikan dalam kelompok diperdagangkan jika diperoleh terutama untuk tujuan dijual dalam waktu dekat atau jika merupakan bagian dari portofolio instrumen keuangan tertentu yang dikelola bersama dan terdapat bukti mengenai pola ambil untung dalam jangka pendek (*short term profit taking*) yang terkini.

Pada saat pengakuan awal, aset keuangan FVTPL diukur pada nilai wajar.

Aset keuangan FVTPL disajikan sebesar nilai wajar, dan keuntungan atau kerugian yang timbul diakui dalam laba rugi. Laba atau rugi bersih yang diakui mencakup dividen atau bunga yang dihasilkan dari aset keuangan.

Aset keuangan dalam klasifikasi ini adalah obligasi, saham dan unit penyertaan dalam reksa dana.

(ii) Pinjaman yang diberikan dan piutang

Pinjaman yang diberikan dan piutang (*loan and receivable*) merupakan aset keuangan non-derivatif dengan pembayaran tetap atau telah ditentukan dan tidak memiliki kuotasi di pasar aktif. Kelompok aset keuangan ini diukur pada biaya perolehan diamortisasi dengan menggunakan metode suku bunga efektif dikurangi penurunan nilai (jika ada).

Aset keuangan dalam klasifikasi ini terdiri dari kas dan bank, piutang premi, piutang reasuransi, piutang koasuransi, piutang hasil investasi, piutang lain-lain, deposito berjangka, uang jaminan, dan aset lain-lain tertentu.

2. SUMMARY OF SIGNIFICANT ACCOUNTING POLICIES (continued)

g. Financial Instruments (continued)

Financial Assets (continued)

(i) Financial assets at fair value through profit or loss (FVTPL) (continued)

A financial asset is classified as held for trading if it is acquired principally for the purpose of selling it in the near term or if it is part of a portfolio of identified financial instruments that are managed together and for which there is evidence of a recent actual pattern of short term profit taking.

At initial recognition, financial assets at FVTPL are recognized at fair value.

Financial assets at FVTPL are stated at fair value, with any resulting gain or loss recognized as profit or loss. Included in the recognized gain or loss are dividends or interest earned on the financial asset.

Financial assets in this category are bonds, shares, and investment in mutual funds.

(ii) Loans and receivables

Loans and receivables are non-derivative financial assets with fixed or determinable payments that are not quoted in an active market. This financial assets category is subsequently measured at amortized cost using the effective interest rate method less impairment losses (if any).

The financial assets in this category include cash on hand and in banks, premium receivables, reinsurance receivables, coinsurance receivables, investment income receivables, other receivables, time deposits, deposit and certain other assets.

2. IKHTISAR KEBIJAKAN AKUNTANSI SIGNIFIKAN (lanjutan)

g. Instrumen Keuangan (lanjutan)

Aset Keuangan (lanjutan)

(iii) Aset keuangan yang dimiliki hingga jatuh tempo (HTM)

Aset keuangan yang dimiliki hingga jatuh tempo adalah aset keuangan non-derivatif dengan pembayaran dan jatuh tempo yang tetap serta telah ditentukan dimana manajemen Grup memiliki maksud positif dan kemampuan untuk memiliki aset keuangan hingga jatuh tempo, kecuali:

a. aset keuangan yang pada saat pengakuan awal nilai wajarnya diakui melalui laba rugi;

b. aset keuangan yang ditetapkan oleh Grup sebagai kelompok tersedia untuk dijual; dan

c. aset keuangan yang memenuhi definisi sebagai pinjaman yang diberikan dan piutang.

Pada saat pengakuan awal, aset keuangan dimiliki hingga jatuh tempo diakui pada nilai wajarnya ditambah biaya transaksi (jika ada) dan selanjutnya diukur pada biaya perolehan diamortisasi dengan menggunakan suku bunga efektif dikurangi cadangan kerugian penurunan nilai (jika ada).

Pendapatan bunga dari aset keuangan dimiliki hingga jatuh tempo dicatat dan dilaporkan pada laba rugi.

Aset keuangan dalam klasifikasi ini adalah obligasi.

(iv) Aset keuangan tersedia untuk dijual (AFS)

Aset keuangan tersedia untuk dijual adalah aset keuangan non-derivatif yang tidak diklasifikasikan sebagai diperdagangkan atau diukur pada nilai wajar melalui laba rugi, dimiliki hingga jatuh tempo dan pinjaman yang diberikan dan piutang.

2. SUMMARY OF SIGNIFICANT ACCOUNTING POLICIES (continued)

g. Financial Instruments (continued)

Financial Assets (continued)

(iii) Held-to-maturity financial assets (HTM)

Held-to-maturity financial assets are non-derivative financial assets with fixed and determinable payments in which the Group's management has the positive intention and ability to hold to maturity, other than:

a. those financial assets upon initial recognition designates as at fair value through profit or loss;

b. those financial assets that the Group's designates as available-for-sale; and

c. those financial assets that meet the definition of loans and receivables.

The held-to-maturity financial assets are initially recognized at fair value including transaction costs (if any) and subsequently measured at amortized cost using the effective interest method less allowance for impairment losses (if any).

Interest income on held-to-maturity financial assets are included in the profit or loss.

The financial assets in this category are bonds.

(iv) Available-for-sale financial assets (AFS)

Available-for-sale financial assets are non-derivative financial assets which is not classified as held for trading or measured as at fair value through profit or loss, held-to-maturity and loans and receivables.

2. IKHTISAR KEBIJAKAN AKUNTANSI SIGNIFIKAN (lanjutan)

g. Instrumen Keuangan (lanjutan)

Aset Keuangan (lanjutan)

(iv) Aset keuangan tersedia untuk dijual (AFS) (lanjutan)

Pada saat pengakuan awal, aset keuangan tersedia untuk dijual diukur pada nilai wajar termasuk biaya transaksi (jika ada).

Setelah pengakuan awal, aset keuangan tersedia untuk dijual diukur pada nilai wajarnya dimana keuntungan atau kerugian diakui pada penghasilan komprehensif lain pada bagian ekuitas pada laporan posisi keuangan konsolidasian, kecuali untuk kerugian penurunan nilai dan laba rugi selisih kurs, hingga aset keuangan dihentikan pengakuannya. Jika aset keuangan tersedia untuk dijual mengalami penurunan nilai, akumulasi laba atau rugi yang sebelumnya diakui di ekuitas, diakui pada laba rugi konsolidasian.

Aset keuangan dalam klasifikasi ini terdiri dari obligasi, saham, reksa dana dan penyertaan langsung.

Liabilitas Keuangan

Grup mengklasifikasikan liabilitas keuangan dalam kategori liabilitas keuangan yang diukur dengan biaya perolehan diamortisasi. Grup tidak mempunyai liabilitas keuangan yang diukur pada nilai wajar melalui laba rugi.

Pada saat pengakuan awal, liabilitas keuangan yang diukur dengan biaya perolehan diamortisasi diukur pada nilai wajar dikurangi biaya transaksi (jika ada). Setelah pengakuan awal, Perusahaan mengukur seluruh liabilitas keuangan yang diukur dengan biaya perolehan diamortisasi dengan menggunakan metode suku bunga efektif.

Liabilitas keuangan dalam klasifikasi ini terdiri dari beban masih harus dibayar, utang reasuransi, utang koasuransi, utang klaim dan liabilitas lain-lain tertentu.

2. SUMMARY OF SIGNIFICANT ACCOUNTING POLICIES (continued)

g. Financial Instruments (continued)

Financial Assets (continued)

(iv) Available-for-sale financial assets (AFS) (continued)

At initial recognition Avalaible-for-sale financial assets are recognized at fair value including transaction cost (if any).

Subsequent to initial recognition, available-for-sale financial assets are measured at fair value with gains and losses being recognized in the other comprehensive income at equity section of consolidated statement of financial position, except for impairment losses and foreign exchange gains and losses, until the financial assets is derecognized. If an available-for-sale financial asset is determined to be impaired, the cumulative gain or loss previously recognized in equity is recognized in the consolidated profit or loss.

The financial assets in this category include bonds, shares, mutual funds and direct placements.

Financial Liabilities

The Group classified its financial liabilities in the category of financial liabilities measured at amortized cost. The Group have no financial liabilities measured at fair value through profit or loss.

Financial liabilities at amortized cost are initially recognized at fair value less transactions costs (if any). After initial recognition, the Company measures all financial liabilities at amortized cost using effective interest rate method.

The financial liabilities in this category include accrued expenses, due to reinsurers, due to coinsurance, claim payable and certain other liabilities.

2. IKHTISAR KEBIJAKAN AKUNTANSI SIGNIFIKAN (lanjutan)

g. Instrumen Keuangan (lanjutan)

Penghentian Pengakuan

Pengakuan aset keuangan dihentikan, jika dan hanya jika, hak kontraktual atas arus kas yang berasal dari aset keuangan tersebut telah berakhir atau Grup telah, secara substansial, mengalihkan aset keuangan tersebut berikut dengan seluruh risiko dan manfaat yang terkait kepada entitas lain.

Liabilitas keuangan dihentikan pengakuannya, jika dan hanya jika, liabilitas kontraktual telah dilepaskan, dibatalkan atau kadaluwarsa.

Pertukaran atas liabilitas keuangan dengan persyaratan berbeda secara substansial dicatat sebagai penghapusan liabilitas keuangan awal dan pengakuan liabilitas keuangan baru. Selisih antara jumlah tercatat liabilitas keuangan diakui dalam laba rugi.

Penurunan Nilai Aset Keuangan

Pada setiap tanggal pelaporan, Grup mengevaluasi apakah terdapat bukti yang obyektif bahwa aset keuangan atau kelompok aset keuangan mengalami penurunan nilai.

Aset keuangan atau kelompok aset keuangan diturunkan nilainya dan kerugian penurunan nilai telah terjadi, jika dan hanya jika, terdapat bukti yang obyektif mengenai penurunan nilai tersebut sebagai akibat dari satu atau lebih peristiwa yang terjadi setelah pengakuan awal aset tersebut (peristiwa yang merugikan) dan peristiwa yang merugikan tersebut berdampak pada estimasi arus kas masa depan atas aset keuangan atau kelompok aset keuangan yang dapat diestimasi secara handal.

Bukti obyektif bahwa aset keuangan mengalami penurunan nilai meliputi wanprestasi atau tunggakan pembayaran oleh pemegang polis, atau data yang dapat diobservasi lainnya yang terkait dengan kelompok aset keuangan seperti memburuknya status pembayaran debitur atau penerbit efek-efek dalam kelompok tersebut, atau kondisi ekonomi yang berkorelasi dengan wanprestasi atas aset dalam kelompok tersebut.

2. SUMMARY OF SIGNIFICANT ACCOUNTING POLICIES (continued)

g. Financial Instruments (continued)

Derecognition

Financial assets are derecognized, when and only when, contractual rights to receive cash flows from the financial assets expired or the Group has substantially transferred the financial assets together with its risks and rewards to other entities.

Financial liabilities are derecognized, when and only when, the obligations specified in the contract are discharged, cancelled or expired.

The exchange of financial liability with substantially different terms is treated as derecognition of the original financial liability and recognition of a new financial liability. The difference between the carrying amount is recognized in the profit or loss.

Impairment of Financial Assets

The Group assess at each reporting date whether there is objective evidence that a financial asset or group of financial assets is impaired.

Impairment losses are incurred only if there is objective evidence of impairment as a result of one or more events that occurred after the initial recognition of the asset (a "loss event") and that loss event (or events) has an impact on the estimated future cash flows of the financial asset or group of financial assets that can be reliably estimated.

Objective evidence that financial assets are impaired involves default or arrears in payment by the policyholder, or other observable data related with a group of financial assets such as worsening of the payment status of borrowers or issuers of the marketable securities in the group, or economic conditions that correlate with defaults on assets in the group.

2. IKHTISAR KEBIJAKAN AKUNTANSI SIGNIFIKAN (lanjutan)

g. Instrumen Keuangan (lanjutan)

Penurunan Nilai Aset Keuangan (lanjutan)

Grup menentukan bukti penurunan nilai atas aset keuangan secara individual dan kolektif. Evaluasi penurunan nilai secara individual dilakukan terhadap aset keuangan yang signifikan secara individual.

Semua aset keuangan yang signifikan secara individual yang tidak mengalami penurunan nilai secara individual dievaluasi secara kolektif. Aset keuangan yang tidak signifikan secara individual akan dievaluasi secara kolektif untuk menentukan penurunan nilainya dengan mengelompokkan aset keuangan tersebut berdasarkan karakteristik risiko yang serupa. Aset keuangan yang dievaluasi secara individual untuk penurunan nilai dan dimana kerugian penurunan nilai diakui, aset keuangan tersebut tidak lagi termasuk dalam penurunan nilai secara kolektif.

Kerugian penurunan nilai atas aset keuangan yang dicatat pada biaya perolehan diamortisasi diukur sebesar selisih antara nilai tercatat aset keuangan dengan nilai kini estimasi arus kas masa datang yang didiskonto menggunakan suku bunga efektif awal dari aset keuangan tersebut. Nilai tercatat aset keuangan tersebut dikurangi menggunakan akun penyisihan.

Jika pada periode berikutnya, jumlah kerugian penurunan nilai berkurang dan pengurangan tersebut dapat dikaitkan secara obyektif pada peristiwa yang terjadi setelah penurunan nilai diakui, maka kerugian penurunan nilai yang sebelumnya diakui harus dipulihkan, dengan menyesuaikan akun penyisihan. Jumlah pemulihan aset keuangan diakui pada laba rugi.

Saling Hapus

Aset keuangan dan liabilitas keuangan saling hapus dan nilai bersihnya disajikan dalam laporan posisi keuangan konsolidasian jika, dan hanya jika, terdapat hak yang berkekuatan hukum untuk melakukan saling hapus atas jumlah yang telah diakui dari aset keuangan dan liabilitas keuangan tersebut dan terdapat intensi untuk menyelesaikan dengan menggunakan dasar neto, atau untuk merealisasikan aset dan menyelesaikan liabilitasnya secara bersamaan.

2. SUMMARY OF SIGNIFICANT ACCOUNTING POLICIES (continued)

g. Financial Instruments (continued)

Impairment of Financial Assets (continued)

The Group determines the evidence for decline in value of financial assets individually and collectively. Evaluation of impairment is made to the significant financial assets individually.

All significant financial assets that are not individually impaired are evaluated collectively. Financial assets that are not significant on an individual basis will be evaluated collectively to determine the decline in value by classifying financial assets based on similar risk characteristics. Financial assets are evaluated individually for impairment and where the impairment loss is recognized, such financial assets are no longer included in the impairment collectively.

The impairment loss on financial assets are recorded at amortized cost are measured at the difference between the carrying value of financial assets with the present value of estimated future cash flows discounted using the financial asset's original effective interest rate. The carrying amount of the asset is reduce through the use of an provision cost.

If in a subsequent period, the amount of the impairment loss decreases and the decrease can be related objectively to an event occurring after the impairment was recognized, the previously recognized impairment loss is reversed by adjusting the provision account. The amount of the impairment reversal is recognized in the profit or loss.

Offsetting

Financial assets and financial liabilities are offset and the net amount reported in the consolidated statement of financial position if, and only if, there is a currently enforceable legal right to offset the recognized amounts and there is an intention to settle on a net basis, or to realize the assets and settle the liabilities simultaneously.

2. IKHTISAR KEBIJAKAN AKUNTANSI SIGNIFIKAN (lanjutan)

g. Instrumen Keuangan (lanjutan)

Saling Hapus (lanjutan)

Hak yang berkekuatan hukum berarti:
a. Tidak terdapat kontinjensi di masa yang akan datang; dan
b. Hak yang berkekuatan hukum pada kondisi-kondisi berikut ini;
   i. Kegiatan bisnis normal;
   ii. Kondisi kegagalan usaha; dan
   iii. Kondisi gagal bayar atau bangkrut.

Pendapatan dan beban disajikan dalam jumlah neto hanya jika diperkenankan oleh Standar Akuntansi Keuangan.

Reklasifikasi Instrumen Keuangan

Grup tidak diperkenankan untuk mereklasifikasi setiap instrumen keuangan dari diukur pada nilai wajar melalui laba rugi jika pada pengakuan awal instrumen keuangan tersebut ditetapkan oleh Grup sebagai diukur pada nilai wajar melalui laba rugi.

Grup tidak boleh mengklasifikasikan aset keuangan sebagai aset keuangan dimiliki hingga jatuh tempo, jika dalam periode berjalan atau dalam kurun waktu dua tahun sebelumnya, telah menjual atau mereklasifikasi aset keuangan dimiliki hingga jatuh tempo dalam jumlah yang lebih dari jumlah yang tidak signifikan sebelum jatuh tempo (lebih dari jumlah yang tidak signifikan dibandingkan dengan jumlah nilai investasi dimiliki hingga jatuh tempo), kecuali penjualan atau reklasifikasi tersebut:

(a) dilakukan ketika aset keuangan sudah mendekati jatuh tempo atau tanggal pembelian kembali di mana perubahan suku bunga pasar tidak akan berpengaruh secara signifikan terhadap nilai wajar aset keuangan tersebut;

(b) terjadi setelah Grup telah memperoleh secara substansial seluruh jumlah pokok aset keuangan tersebut sesuai jadwal pembayaran atau Grup telah memperoleh pelunasan dipercepat; atau

(c) terkait dengan kejadian tertentu yang berada di luar kendali Grup, tidak berulang dan tidak dapat diantisipasi secara wajar oleh Grup.

2. SUMMARY OF SIGNIFICANT ACCOUNTING POLICIES (continued)

g. Financial Instruments (continued)

Offsetting (continued)

Enforceable legal right to offset:
a. Must not be contingent on a future event; and
b. Must be legally enforceable in all of the following circumstances;
   i. The normal course of business;
   ii. The event of default; and
   iii. The event of insolvency or bankruptcy.

Income and expenses are presented on a net basis only when permitted by the Financial Accounting Standards.

Reclassification of Financial Instruments

The Group shall not reclassify any financial instrument out of fair value through profit or loss classification if upon initial recognition the financial instrument is designated by the Group as measured at fair value through profit or loss.

The Group shall not classify any financial assets as held-to-maturity if the Group has, during the current financial year or during the two preceding financial years, sold or reclassified more than an insignificant amount of held-to-maturity financial assets before maturity (more than insignificant in relation to the total amount of held-to-maturity financial assets), other than sales or reclassifications that:

(a) are so close to maturity or the financial asset's call date that changes in the market rate of interest would not have a significant effect on the financial asset's fair value;

(b) occur after the Group has collected substantially all of the financial asset's original principal through scheduled payments or prepayments;or

(c) are attributable to an isolated event that is beyond the Group control, is non-recurring and could not have been reasonably anticipated by the Group.

2. IKHTISAR KEBIJAKAN AKUNTANSI SIGNIFIKAN (lanjutan)

g. Instrumen Keuangan (lanjutan)

Pengukuran Nilai Wajar

Nilai wajar adalah harga yang akan diterima untuk menjual suatu aset atau harga yang akan dibayar untuk mengalihkan suatu liabilitas dalam transaksi teratur antara pelaku pasar pada tanggal pengukuran.

Pengukuran nilai wajar mengasumsikan bahwa transaksi untuk menjual aset atau mengalihkan liabilitas terjadi:

- di pasar utama untuk aset dan liabilitas tersebut; atau
- jika tidak terdapat pasar utama, dipasar yang paling menguntungkan untuk aset atau liabilitas tersebut.

Nilai wajar suatu aset atau liabilitas diukur menggunakan asumsi yang akan digunakan pelaku pasar ketika menentukan harga aset dan liabilitas tersebut dengan asumsi bahwa pelaku pasar bertindak dalam kepentingan ekonomik terbaiknya.

Pengukuran nilai wajar aset non-keuangan memperhitungkan kemampuan pelaku pasar untuk menghasilkan manfaat ekonomis dengan menggunakan aset dalam penggunaan tertinggi dan terbaiknya atau dengan menjualnya kepada pelaku pasar lain yang akan menggunakan aset tersebut dalam penggunaan tertinggi dan terbaiknya.

Grup menggunakan teknik penilaian yang sesuai dalam keadaan dan dimana data yang memadai tersedia untuk mengukur nilai wajar, memaksimalkan penggunaan input yang dapat diobservasi yang relevan dan meminimalkan penggunaan input yang tidak dapat diobservasi.

Semua aset dan liabilitas dimana nilai wajar diukur atau diungkapkan dalam laporan keuangan konsolidasian dapat dikategorikan pada level hirarki nilai wajar, berdasarkan tingkatan input terendah yang signifikan atas pengukuran nilai wajar secara keseluruhan:

- Level 1 : harga kuotasian (tanpa penyesuaian) di pasar aktif untuk aset atau liabilitas yang identik yang dapat diakses pada tanggal penyesuaian.

2. SUMMARY OF SIGNIFICANT ACCOUNTING POLICIES (continued)

g. Financial Instruments (continued)

Fair Value Measurement

Fair value is the price that would be received to sell an asset or paid to transfer a liability in an orderly transaction between market participants at the measurement date.

The fair value measurement is based on the presumption that the transaction to sell the asset or transfer the liability takes place either:

- *in the principal market for the asset or liability, or*
- *in the absence of a principal market, in the most advantageous market for the asset or liability.*

The fair value of an asset or a liability is measured using the assumptions that market participants would use when pricing the asset or liability, assuming that market participants act in their economic best interest.

A fair value measurement of a non-financial asset takes into account a market participant's ability to generate economic benefits by using the asset in its highest and best use or by selling it to another market participant that would use the asset in its highest and best use.

The Group uses valuation techniques that are appropriate in the circumstances and for which sufficient data are available to measure fair value, maximizing the use of relevant observable inputs and minimizing the use of unobservable inputs.

All assets and liabilities for which fair value is measured or disclosed in the consolidated financial statements are categorized within the fair value hierarchy, described as follows, based on the lowest level input that is significant to the fair value measurement as a whole:

- *Level 1 : quoted (unadjusted) market prices in active market for identical assets or liabilities.*

2. IKHTISAR KEBIJAKAN AKUNTANSI SIGNIFIKAN (lanjutan)

g. Instrumen Keuangan (lanjutan)

Pengukuran Nilai Wajar (lanjutan)

Semua aset dan liabilitas dimana nilai wajar diukur atau diungkapkan dalam laporan keuangan konsolidasian dapat dikategorikan pada level hirarki nilai wajar, berdasarkan tingkatan input terendah yang signifikan atas pengukuran nilai wajar secara keseluruhan: (lanjutan)

- Level 2 : input selain harga kuotasian yang termasuk dalam level 1 yang dapat diobservasi untuk aset dan liabilitas, baik secara langsung atau tidak langsung.

- Level 3 : input yang tidak dapat diobservasi untuk aset dan liabilitas.

h. Properti Investasi

Properti investasi adalah properti (tanah atau bangunan atau bagian dari suatu bangunan atau kedua-duanya) yang dikuasai oleh Grup untuk menghasilkan rental atau untuk kenaikan nilai atau kedua-duanya, dan tidak untuk digunakan dalam produksi atau penyediaan barang atau jasa atau untuk tujuan administratif atau dijual dalam kegiatan usaha sehari-hari.

Properti investasi diukur pada awalnya dengan biaya, termasuk biaya transaksi. Setelah pengakuan awal, properti investasi dinyatakan sebesar nilai wajar, yang mencerminkan kondisi pasar pada tanggal laporan. Keuntungan atau kerugian yang timbul dari perubahan nilai wajar properti investasi termasuk dalam laba rugi pada période terjadinya, termasuk dampak pajak yang bersangkutan. Nilai wajar ditentukan berdasarkan penilaian tahunan yang dilakukan oleh penilai independen eksternal terakreditasi dengan menerapkan model penilaian yang sesuai standar yang berlaku Indonesia.

Properti investasi dihentikan pengakuannya baik saat dilepas atau saat ditarik secara permanen penggunaannya dan tidak ada manfaat ekonomis masa depan yang diharapkan dari pelepasannya. Selisih antara hasil pelepasan bersih dan nilai tercatat aset diakui dalam laba rugi pada periode penghentian pengakuan.

2. SUMMARY OF SIGNIFICANT ACCOUNTING POLICIES (continued)

g. Financial Instruments (continued)

Fair Value Measurement (continued)

All assets and liabilities for which fair value is measured or disclosed in the consolidated financial statements are categorized within the fair value hierarchy, described as follows, based on the lowest level input that is significant to the fair value measurement as a whole: (continued)

- *Level 2 : valuation techniques for which the lowest level input that is significant to the fair value measurement is directly or indirectly observable.*

- *Level 3 : valuation techniques for which the lowest level input that is significant to the fair value measurement is unobservable.*

h. Investment Properties

Investment property is defined as property (land or a building or part of a building or both) held by the Group for the purpose of which is to earn a rental income or for capital appreciation or both, rather than for use in the production or supply of goods or services or for administrative purposes or sale in the ordinary course of business.

Investment properties are measured initially at cost, including transaction costs. Subsequent to initial recognition, investment properties are stated at fair value, which reflects market conditions at the reporting date. Gains or losses arising from changes in the fair values of investment properties are included in profit or loss in the period in which they arise, including the corresponding tax effect. Fair values are determined based on an annual valuation performed by an accredited external independent valuer applying a valuation model according to Indonesian standards.

Investment properties are derecognized either when they have been disposed of or when they are permanently withdrawn from use and no future economic benefit is expected from their disposal. The difference between the net disposal proceeds and the carrying amount of the asset is recognized in profit or loss in the period of derecognition.

2. IKHTISAR KEBIJAKAN AKUNTANSI SIGNIFIKAN (lanjutan)

h. Properti Investasi (lanjutan)

Transfer dilakukan ke (atau dari) properti investasi hanya jika ada perubahan penggunaan. Untuk transfer dari properti investasi ke properti yang digunakan sendiri, biaya yang dianggap untuk akuntansi selanjutnya adalah nilai wajar pada tanggal perubahan penggunaan. Jika properti yang diduduki pemilik menjadi properti investasi, grup memperhitungkan properti tersebut sesuai dengan kebijakan yang tercantum dalam aset tetap sampai dengan tanggal perubahan yang digunakan.

i. Beban Dibayar di Muka

Beban dibayar di muka diamortisasi selama masa manfaat masing-masing beban dengan menggunakan metode garis lurus.

j. Aset Tetap

Seluruh aset tetap awalnya diakui sebesar biaya perolehan, yang terdiri atas harga perolehan dan biaya-biaya tambahan yang dapat diatribusikan langsung untuk membawa aset ke lokasi dan kondisi yang diinginkan supaya aset tersebut siap digunakan sesuai dengan maksud manajemen.

Aset tetap, kecuali tanah, dinyatakan sebesar biaya perolehan dikurangi akumulasi penyusutan dan penurunan nilai, jika ada. Setelah pengakuan awal, aset tetap dinyatakan sebesar biaya perolehan dikurangi akumulasi penyusutan dan rugi penurunan nilai. Biaya perolehan termasuk biaya penggantian bagian aset tetap saat biaya tersebut terjadi, jika memenuhi kriteria pengakuan.

Selanjutnya, pada saat inspeksi yang signifikan dilakukan, biaya inspeksi itu diakui ke dalam jumlah tercatat (*carrying amount*) aset tetap sebagai suatu penggantian jika memenuhi kriteria pengakuan. Semua biaya pemeliharaan dan perbaikan lainnya yang tidak memenuhi kriteria pengakuan diakui dalam laba atau rugi pada saat terjadinya.

2. SUMMARY OF SIGNIFICANT ACCOUNTING POLICIES (continued)

h. Investment Properties (continued)

Transfers are made to (or from) investment property only when there is a change in use. For a transfer from investment property to owner-occupied property, the deemed cost for subsequent accounting is the fair value at the date of change in use. If owner-occupied property becomes an investment property, the group accounts for such property in accordance with the policy stated under fixed assets up to the date of change in use.

i. Prepaid Expenses

Prepaid expenses are amortized over their beneficial periods using the straight-line method.

j. Fixed Assets

All fixed assets are initially recognized at cost, which comprises its purchase price and any costs directly attributable in bringing the asset to the location and condition necessary for it to be capable of operating in the manner intended by management.

Fixed assets, except land, are stated at cost less accumulated depreciation and impairment losses, if any. Subsequent to initial recognition, fixed assets are stated at cost less accumulated depreciation and impairment losses. Such cost includes the cost of replacing part of the fixed assets when that cost is incurred, if the recognition criteria are met.

Likewise, when a major inspection is performed, its cost is recognized in the carrying amount of the fixed assets as a replacement if the recognition criteria are satisfied. All other repairs and maintenance costs that do not meet the recognition criteria are recognized in profit or loss as incurred.

2. IKHTISAR KEBIJAKAN AKUNTANSI SIGNIFIKAN (lanjutan)

j. Aset Tetap (lanjutan)

Penyusutan dihitung dengan menggunakan metode garis lurus selama umur manfaat aset tetap yang diestimasi sebagai berikut:

2. SUMMARY OF SIGNIFICANT ACCOUNTING POLICIES (continued)

j. Fixed Assets (continued)

Depreciation is calculated on a straight-line method over the estimated useful lives of the assets as follows:

	Tahun/*Years*	
Bangunan	20	*Building*
Peralatan kantor	5 - 8	*Office equipment*
Perlengkapan kantor	5 - 8	*Office supply*
Kendaraan	4 - 10	*Vehicles*

Penilaian aset tetap dilakukan atas penurunan dan kemungkinan penurunan nilai wajar aset jika terjadi peristiwa atau perubahan keadaan yang mengindikasikan bahwa nilai tercatat mungkin tidak dapat seluruhnya terealisasi.

The carrying amounts of fixed assets are reviewed for impairment when events or changes in circumstances indicate that the carrying values may not be fully recoverable.

Jumlah tercatat aset tetap dihentikan pengakuannya pada saat dilepaskan atau saat tidak ada manfaat ekonomis masa depan yang diharapkan dari penggunaan atau pelepasannya. Keuntungan atau kerugian yang timbul dari penghentian pengakuan aset (dihitung sebagai perbedaan antara jumlah neto hasil pelepasan dan jumlah tercatat dari aset) dimasukkan dalam laba atau rugi pada tahun aset tersebut dihentikan pengakuannya.

An item of fixed asset is derecognized upon disposal or when no future economic benefits are expected from its use or disposal. Any gain or loss arising from derecognition of the asset (calculated as the difference between the net disposal proceeds and the carrying amount of the asset) is included in profit or loss in the year the asset is derecognized.

Pada setiap akhir tahun buku, nilai residu, umur manfaat dan metode penyusutan ditelaah, dan jika sesuai dengan keadaan, disesuaikan secara prospektif.

The asset's residual values, useful lives and methods of depreciation are reviewed, and adjusted prospectively, if appropriate, at each financial year end.

Beban pemeliharaan dan perbaikan dibebankan pada operasi pada saat terjadinya. Beban pemugaran dan penambahan dalam jumlah besar dikapitalisasi kepada jumlah tercatat aset tetap terkait, bila besar kemungkinan selisih lebih manfaat ekonomi masa depan dari estándar kinerja yang ditetapkan pada awalnya akan mengalir ke Perusahaan, dan disusutkan sepanjang sisa masa manfaat aset tetap terkait.

Repairs and maintenance are taken to the profit or loss when these are incurred. The cost of major renovation and restoration is included in the carrying amount of the related fixed asset when it is probable that future economic benefits in excess of the originally assessed standard of performance of the existing asset will flow to the Company, and is depreciated over the remaining useful life of the related asset.

Tanah tidak disusutkan kecuali terdapat bukti sebaliknya yang mengindikasikan bahwa perpanjangan atau pembaruan hak atas tanah kemungkinan besar atau pasti tidak dapat diperoleh.

Land is not depreciated unless there is contrary evidence that indicates the extension or renewal of the landright is likely or definitely cannot be obtained.

2. IKHTISAR KEBIJAKAN AKUNTANSI SIGNIFIKAN (lanjutan)

k. Sewa

Perusahaan menilai pada awal kontrak apakah suatu kontrak adalah, atau berisi, sewa. Artinya, jika kontrak memberikan hak untuk mengendalikan penggunaan aset teridentifikasi untuk suatu periode waktu sebagai imbalan untuk imbalan.

Perusahaan sebagai *lessee*

Perusahaan menerapkan satu pendekatan pengakuan dan pengukuran bagi seluruh sewa, kecuali untuk sewa jangka pendek dan sewa aset bernilai rendah. Perusahaan mengakui liabilitas sewa untuk melakukan pembayaran sewa dan aset hak-guna yang merupakan hak untuk menggunakan aset pendasar.

i. Aset hak guna

Perusahaan mengakui aset hak-guna pada tanggal dimulainya sewa (yaitu tanggal aset tersedia untuk digunakan). Aset hak-guna diukur pada harga perolehan, dikurangi akumulasi penyusutan dan penurunan nilai, dan disesuaikan untuk setiap pengukuran kembali liabilitas sewa. Biaya perolehan aset hak-guna mencakup jumlah liabilitas sewa yang diakui, biaya langsung yang timbul diawal, dan pembayaran sewa yang dilakukan pada atau sebelum tanggal mulai dikurangi setiap insentif sewa yang diterima. Aset hak guna disusutkan dengan metode garis lurus selama periode yang lebih pendek antara sewa dan estimasi masa manfaat aset, sebagai berikut:

2. SUMMARY OF SIGNIFICANT ACCOUNTING POLICIES (continued)

k. Lease

The Company assesses at contract inception whether a contract is, or contains, a lease. That is, if the contract conveys the right to control the use of an identified asset for a period of time in exchange for consideration.

The Company as a lessee

The Company applies a single recognition and measurement approach for all leases, except for short-term leases and leases of low-value assets. The Company recognizes lease liabilities to make lease payments and right of use assets representing the right to use the underlying assets.

i) Right of use assets

The Company recognizes right of use assets at the commencement date of the lease (i.e., the date the underlying asset is available for use). Right of use assets are measured at cost, less any accumulated depreciation and impairment losses, and adjusted for any remeasurement of lease liabilities. The cost of right of use assets includes the amount of lease liabilities recognized, initial direct costs incurred, and lease payments made at or before the commencement date less any lease incentives received. Right of use assets are depreciated on a straight-line basis over the shorter of the lease term and the estimated useful lives of the assets, as follows:

	Tahun/*Years*	
Bangunan	2 - 6	*Building*
Kendaraan	2 - 5	*Vehicles*
Perlengkapan kantor	2 - 4	*Equipments*

Jika kepemilikan aset sewaan beralih ke Perusahaan pada akhir masa sewa atau biaya perolehan mencerminkan pelaksanaan opsi beli, penyusutan dihitung dengan menggunakan estimasi masa manfaat aset.

If ownership of the leased asset transfers to the Company at the end of the lease term or the cost reflects the exercise of a purchase option, depreciation is calculated using the estimated useful life of the asset.

2. IKHTISAR KEBIJAKAN AKUNTANSI SIGNIFIKAN (lanjutan)

k. Sewa (lanjutan)

ii. Liabilitas sewa

Pada tanggal dimulainya sewa, Perusahaan mengakui liabilitas sewa yang diukur pada nilai kini pembayaran sewa yang harus dilakukan selama masa sewa. Pembayaran sewa mencakup pembayaran tetap (termasuk pembayaran tetap secara substansi) dikurangi piutang insentif sewa, pembayaran sewa variabel yang bergantung pada indeks atau tarif, dan jumlah yang diharapkan akan dibayar dibawah jaminan nilai residu. Pembayaran sewa juga mencakup harga pelaksanaan dari opsi beli yang cukup pasti akan dilaksanakan oleh Perusahaan, dan pembayaran denda untuk penghentian sewa, jika masa sewa merefleksikan Perusahaan melaksanakan opsi untuk menghentikan sewa.

Pembayaran sewa variabel yang tidak bergantung pada indeks atau tarif diakui sebagai beban (kecuali terjadi untuk menghasilkan persediaan) pada periode di mana peristiwa atau kondisi yang memicu terjadinya pembayaran.

Dalam menghitung nilai kini pembayaran sewa, Perusahaan menggunakan suku bunga pinjaman tambahan pada tanggal dimulainya sewa karena tingkat bunga implisit dalam sewa tidak dapat segera ditentukan. Setelah tanggal permulaan, jumlah liabilitas sewa ditingkatkan untuk merefleksikan penambahan bunga dan mengurangi pembayaran sewa yang dilakukan. Selain itu, nilai tercatat liabilitas sewa diukur kembali jika ada modifikasi, perubahan masa sewa, perubahan pembayaran sewa (misalnya, perubahan pembayaran masa depan akibat perubahan indeks atau kurs yang digunakan untuk pembayaran sewa) atau perubahan penilaian opsi untuk membeli aset pendasar.

2. SUMMARY OF SIGNIFICANT ACCOUNTING POLICIES (continued)

k. Lease (continued)

ii. Lease liabilities

At the commencement date of the lease, the Company recognizes lease liabilities measured at the present value of lease payments to be made over the lease term. The lease payments include fixed payments (including in-substance fixed payments) less any lease incentives receivable, variable lease payments that depend on an index or a rate, and amounts expected to be paid under residual value guarantees. The lease payments also include the exercise price of a purchase option reasonably certain to be exercised by the Company and payments of penalties for terminating the lease, if the lease term reflects the Company exercising the option to terminate.

Variable lease payments that do not depend on an index or a rate are recognized as expenses (unless they are incurred to produce inventories) in the period in which the event or condition that triggers the payment occurs.

In calculating the present value of lease payments, the Company uses its incremental borrowing rate at the lease commencement date because the interest rate implicit in the lease is not readily determinable. After the commencement date, the amount of lease liabilities is increased to reflect the accretion of interest and reduced for the lease payments made. In addition, the carrying amount of lease liabilities is remeasured if there is a modification, a change in the lease term, a change in the lease payments (e.g., changes to future payments resulting from a change in an index or rate used to determine such lease payments) or a change in the assessment of an option to purchase the underlying asset.

2. IKHTISAR KEBIJAKAN AKUNTANSI SIGNIFIKAN (lanjutan)

k. Sewa (lanjutan)

iii. Sewa jangka pendek dan sewa aset bernilai rendah

Perusahaan menerapkan pengecualian pengakuan sewa jangka pendek untuk sewa mesin dan peralatan jangka pendeknya (yaitu, sewa yang memiliki jangka waktu sewa 12 bulan atau kurang, dari tanggal permulaan dan tidak mengandung opsi beli). Hal ini juga berlaku untuk pengecualian pengakuan sewa aset bernilai rendah untuk sewa peralatan kantor yang dianggap bernilai rendah. Pembayaran sewa untuk sewa jangka pendek dan sewa dari aset bernilai rendah diakui sebagai beban dengan metode garis lurus selama masa sewa.

l. Aset Takberwujud

Aset takberwujud berupa lisensi perangkat lunak dinyatakan sebesar biaya perolehan dikurangi akumulasi amortisasi dan rugi penurunan nilai. Amortisasi dihitung dengan menggunakan metode garis lurus berdasarkan estimasi masa manfaat ekonomis aset. Estimasi masa manfaat perangkat lunak adalah lima tahun.

Grup mengakui rugi penurunan nilai aset takberwujud apabila estimasi jumlah yang dapat diperoleh kembali dari suatu aset takberwujud lebih rendah dari nilai tercatatnya.

Pada tanggal laporan posisi keuangan konsolidasian, Grup melakukan penelaahan untuk menentukan apakah terdapat kejadian atau perubahan keadaan yang mengindikasikan bahwa nilai tercatat aset takberwujud tidak dapat dipulihkan. Penurunan atau pemulihan nilai aset takberwujud diakui sebagai rugi atau laba dalam laba rugi tahun berjalan.

Keuntungan atau kerugian yang timbul dari penghentian pengakuan suatu aset takberwujud diukur sebagai perbedaan antara hasil pelepasan neto dan nilai tercatat neto aset, dan diakui dalam laba rugi saat aset dihentikan pengakuannya.

2. SUMMARY OF SIGNIFICANT ACCOUNTING POLICIES (continued)

k. Lease (continued)

iii) Short-term leases and leases of low-value assets

The Company applies the short-term lease recognition exemption to its short-term leases of machinery and equipment (i.e., those leases that have a lease term of 12 months or less from the commencement date and do not contain a purchase option). It also applies the lease of low-value assets recognition exemption to leases of office equipment that are considered to be low value. Lease payments on short-term leases and leases of low-value assets are recognized as expense on a straight-line basis over the lease term.

l. Intangible Assets

Intangible assets such as software licenses are stated at cost less accumulated amortization and impairment losses. Amortization is computed using the straight-line method over the estimated useful lives of the assets. The estimated useful life of software licenses is five years.

The Group recognizes loss on impairment value in intangible asset when the estimated recoverable amount of an intangible asset is lower than its carrying amount.

At consolidated statement of financial position date, the Group determines whether there are events or changes in circumstances which indicate that the carrying amount of intangible assets may not be recoverable. The impairment or recovery of impairment value in intangible asset is recognized as loss or income in the profit or loss for the year.

Gain or loss arising from derecognition of an intangible asset is measured as the difference between the net disposal proceeds and the net carrying amount of the asset and is recognized in the profit or loss when the asset is derecognized.

2. IKHTISAR KEBIJAKAN AKUNTANSI SIGNIFIKAN (lanjutan)

m. Klasifikasi Kontrak - Produk Asuransi

Produk asuransi dapat mengandung kontrak asuransi atau kontrak investasi.

Perusahaan melakukan penilaian terhadap signifikansi risiko asuransi pada saat penerbitan kontrak.

Penilaian dilakukan dengan basis per kontrak, kecuali untuk sejumlah kecil kontrak yang relatif homogen penilaian dilakukan secara agregat pada tingkat produk.

Perusahaan telah menilai dan mengklasifikasi seluruh produknya sebagai Kontrak Asuransi.

Kontrak asuransi adalah kontrak ketika Perusahaan (asuradur) telah menerima risiko asuransi signifikan dari pihak lain (pemegang polis) dengan menyetujui untuk mengkompensasi pemegang polis jika kejadian masa depan yang tidak pasti (kejadian yang diasuransikan) merugikan mempengaruhi pemegang polis.

Kontrak investasi adalah kontrak yang mentransfer risiko keuangan signifikan. Risiko keuangan adalah risiko atas kemungkinan perubahan di masa depan yang mungkin dalam satu atau lebih variabel berikut: tingkat suku bunga, harga instrumen keuangan, harga komoditas, kurs valuta asing, indeks harga atau tingkat harga peringkat kredit atau indeks kredit atau variabel lainnya yang tersedia dalam kasus dari variabel non-keuangan tersebut tidak spesifik untuk satu pihak dalam kontrak.

Ketika kontrak asuransi mengandung risiko keuangan dan risiko asuransi signifikan dan arus kas dari kedua komponen tersebut adalah jelas dan dapat diukur secara handal, maka kedua komponen tersebut dapat dipisahkan.

Ketika suatu kontrak telah diklasifikasikan sebagai kontrak asuransi, maka akan tetap kontrak asuransi selamanya, bahkan jika terjadi penurunan risiko asuransi secara signifikan selama periode, kecuali seluruh hak dan kewajiban menjadi hilang atau berakhir. Namun demikian, kontrak investasi dapat diklasifikasikan kembali sebagai kontrak asuransi setelah penerbitan kontrak jika risiko asuransi menjadi signifikan.

2. SUMMARY OF SIGNIFICANT ACCOUNTING POLICIES (continued)

m. Contract Classification - Insurance Products

Insurance products can consist of an insurance contract or investment contract.

The Company assesses the significance of insurance risk at inception date of the contract.

The assessment was done on a contract by contract basis except for relatively homogeneous book of small contracts wherein the assessment is done on an aggregate product level.

The Company had assessed and classified all of its insurance products as insurance contracts.

Insurance contracts are those contracts when the Company (the insurer) has accepted significant insurance risk from another party (the policyholders) by agreeing to compensate the policyholders if an specified uncertain future event (the insured event) adversely affects the policyholders.

Investment contracts are those contracts that transfer significant financial risk. Financial risk is the risk of a possible future change in one or more of a specified variables: interest rate, financial instrument price, commodity price, foreign exchange rate, index of price or rates, credit rating or credit index or other variable, provided in the case of a non-financial variable that the variable is not specific to a party to the contract.

When insurance contracts contain both a financial risk component and a significant insurance risk component and the cash flows from the two components are distinct and can be measured reliably, then the underlying amounts allowed to be unbundled.

Once a contract has been classified as an insurance contract, it remains as an insurance contract for the remainder of its lifetime, even if the insurance risk reduces significantly during this period, unless all rights and obligations have been extinguished or expired. Nevertheless, investment contracts can, however, be reclassified as insurance contracts after inception if insurance risk becomes significant.

2. IKHTISAR KEBIJAKAN AKUNTANSI SIGNIFIKAN (lanjutan)

m. Klasifikasi Kontrak - Produk Asuransi (lanjutan)

Kontrak asuransi dan kontrak investasi diklasifikasikan lebih lanjut baik dengan atau tanpa fitur partisipasi tidak mengikat (DPF). DPF adalah hak kontraktual untuk menerima, sebagai suatu tambahan atas manfaat yang dijaminkan, manfaat tambahan antara lain:

- Kemungkinan untuk menjadi porsi yang signifikan dari manfaat kontrak secara keseluruhan
- Jumlah atau waktu yang kontraktual pada kebijakan penerbit
- Kontrak didasarkan pada:
  a. Kinerja dari kontrak atau jenis tertentu dari kontrak
  b. Pengembalian investasi yang telah atau pun yang belum direalisasi kembali pada aset tertentu yang dimiliki oleh penerbit
  c. Keuntungan atau kerugian dari Perusahaan, dan atau badan lain yang mengeluarkan kontrak

n. Liabilitas manfaat polis masa depan

Liabilitas manfaat polis masa depan merupakan nilai kini estimasi pembayaran seluruh manfaat yang diperjanjikan termasuk seluruh opsi yang disediakan, nilai kini estimasi seluruh biaya yang dikeluarkan dan juga mempertimbangkan penerimaan premi di masa depan. Liabilitas manfaat polis masa depan merupakan liabilitas atas kontrak asuransi jangka panjang.

Kenaikan (penurunan) liabilitas manfaat polis masa depan diakui sebagai beban (pendapatan) pada laba rugi tahun berjalan. Liabilitas tersebut dihentikan pengakuannya pada saat kontrak berakhir, dikeluarkan atau dibatalkan.

2. SUMMARY OF SIGNIFICANT ACCOUNTING POLICIES (continued)

m. Contract Classification - Insurance Products (continued)

Insurance and investment contracts are further classified as being either with or without discretionary participation features (DPF). DPF is a contractual right to receive, as a supplement to guaranteed benefits, additional benefits that are:

- *Likely to be a significant portion of the total contractual benefits*
- *The amount or timing of which is contractually at the discretion of the issuer*
- *That are contractually based on:*
  a. The performance of a specified pool of contracts or a specified type of contract
  b. Realized and/or unrealized investment returns on a specified pool of assets held by the issuer
  c. The profit or loss of the Company, and/ or other entity that issues the contract

n. Liabilities for future policy benefits

Liabilities for future policy benefits represent present value of estimated payments throughout the guaranteed benefits including all the embedded options available, the estimated present value of all handling costs incurred and also considering the future premium receipt. Liabilities for future policy benefits represent liabilities of long-term insurance contracts.

Increase (decrease) in liabilities for future policy benefits is recognized as expense (income) in the profit or loss for the year. The liabilities are derecognized when the contract expires, is discharged or is cancelled.

2. IKHTISAR KEBIJAKAN AKUNTANSI SIGNIFIKAN (lanjutan)

o. Estimasi liabilitas klaim

Estimasi liabilitas klaim merupakan klaim dalam proses penyelesaian yang ditentukan berdasarkan estimasi kerugian dari klaim yang masih dalam proses penyelesaian pada tanggal laporan posisi keuangan konsolidasian, termasuk klaim yang telah terjadi namun belum dilaporkan (“IBNR”).

Perubahan dalam estimasi liabilitas klaim diakui dalam laba rugi tahun berjalan. Liabilitas tersebut dihentikan pengakuannya pada saat kontrak berakhir, dikeluarkan atau dibatalkan.

p. Premi yang belum merupakan pendapatan

Premi yang belum merupakan pendapatan merupakan bagian premi yang telah dilunasi namun belum merupakan pendapatan karena masa pertanggungan asuransi masih berjalan pada akhir tahun. Premi yang belum merupakan pendapatan merupakan liabilitas atas kontrak asuransi jangka pendek.

Premi yang belum merupakan pendapatan dihitung secara individual dari tiap pertanggungan yang besarnya ditetapkan secara proporsional terhadap jumlah proteksi yang diberikan selama periode pertanggungan atau periode risiko, konsisten dengan pengakuan pendapatan premi asuransi jangka pendek.

Kenaikan (penurunan) premi yang belum merupakan pendapatan diakui sebagai beban (pendapatan) pada laba rugi tahun berjalan. Liabilitas ini dihentikan pengakuannya pada saat kontrak berakhir, dilepaskan atau dibatalkan.

Premi dari koasuransi diakui sebagai pendapatan sebesar pangsa premi Perusahaan. Pendapatan premi disajikan sebagai premi bruto dalam laporan laba rugi dan penghasilan komprehensif lain.

2. SUMMARY OF SIGNIFICANT ACCOUNTING POLICIES (continued)

o. Estimated claims liability

Estimated claims liability represents claims in process which are computed based on the estimated loss from claims that are still in process at consolidated statement of financial position date, including claims incurred but not yet reported (“IBNR”).

The changes in estimated claim liabilities are recognized in the profit or loss for the year. The liabilities are derecognized when the contract expires, is discharged or is cancelled.

p. Unearned premium reserves

Unearned premium reserves represents part of the premiums already received but not yet earned, as the period of insurance covered extends beyond the end of the year. Unearned premium reserves represents liabilities of short-term insurance contract.

Unearned premium reserves are calculated individually for each contract based on the insurance coverage provided during the insurance period or risk period consistent with the recognition of short-term insurance premium income.

Increase (decrease) in unearned premium reserves is recognized as expense (income) in the profit or loss for the year. This liability is derecognized when the contract expires, is discharged or is cancelled.

Premium from coinsurance is recognized as income based on the Company's proportionate share in the premium. Premium income is presented as gross premium in the statement of profit or loss and other comprehensive income.

2. IKHTISAR KEBIJAKAN AKUNTANSI SIGNIFIKAN (lanjutan)

q. Tes Kecukupan Liabilitas (LAT)

PSAK No. 62, ''Kontrak Asuransi'' mengharuskan setiap akhir periode pelaporan, Perusahaan menilai apakah liabilitas manfaat polis masa depan, premi yang belum merupakan pendapatan dan estimasi liabilitas klaim yang diakui dalam laporan posisi keuangan konsolidasian telah mencukupi, dengan membandingkan jumlah tercatat tersebut dengan estimasi terbaik arus kas masa depan kontrak asuransi tersebut.

Jika perbandingan tersebut menunjukkan bahwa nilai tercatat atas liabilitas kontrak asuransi (dikurangi dengan biaya akuisisi tangguhan dan aset takberwujud terkait, apabila ada) lebih rendah dibandingkan dengan estimasi terbaik nilai kini atas arus kas masa depan, maka kekurangan tersebut diakui dalam laba rugi tahun berjalan.

r. Liabilitas *Unit-linked*

Unit-linked adalah produk Perusahaan yang memiliki komponen asuransi dan investasi, dimana Perusahaan menerbitkan suatu kontrak yang nilai manfaatnya langsung berhubungan dengan nilai pasar dari investasi yang diperoleh dari dana pemegang *unit-linked*. Investasi tersebut didaftarkan atas nama Perusahaan.

Pemegang *unit-linked* tidak mempunyai akses langsung terhadap investasi tersebut. Pengaturan kontraktual mengharuskan pemegang *unit-linked* menanggung risiko dan manfaat dari kinerja investasi tersebut.

Dana dari pemegang *unit-linked* diinvestasikan pada reksadana tertentu. Investasi tersebut dinyatakan sebesar nilai aset neto yang berlaku. Kenaikan atau penurunan nilai aset neto diakui pada laporan laba rugi dan penghasilan komprehensif lain.

Liabilitas kepada pemegang *unit-linked* diakui pada saat penerimaan dana. Selanjutnya diubah menjadi unit, setelah dikurangi biaya-biaya terkait dan akan bertambah atau berkurang sesuai dengan nilai aset neto efektif yang berlaku.

2. SUMMARY OF SIGNIFICANT ACCOUNTING POLICIES (continued)

q. Liability Adequacy Test (LAT)

PSAK No. 62, ''Insurance Contracts'' requires that at each end of reporting period, the Company evaluates whether the liabilities for future policy benefits, unearned premium and estimated claims as recognized in the consolidated statement of financial position have been adequately recognized by comparing the carrying amount with the best estimates of future cash flow of the insurance contracts.

If the valuation indicates that the carrying value of insurance contract liabilities (net of deferred acquisition costs and relevant intangible assets, if any) is lower compared to the best estimates present value of future cash flows, then such deficiency is recognized in the profit or loss for the year.

r. Liability For Unit-linked

Unit-linked is a product of the Company, consisting of insurance and investment components, in which the Company issues a contract where the benefit amount is directly linked to market value of the investment held in the unit-linked holders' fund. The underlying investment is registered in the name of the Company.

The unit-linked holders' have no direct access to the specific assets. The contractual arrangements are such that the unit-linked holders bear the risk and reward of the fund's investment performance.

The unit-linked holders funds are invested in certain mutual funds. Such investment is carried at effective net asset value. Increase or decrease in net asset value are recognized in the statement of profit or loss and other comprehensive income.

The liabilities to unit-linked holders' is recognized at the time the funds received. Subsequently, these are converted into units, net of related expenses and will increase or decrease in accordance with effective net asset value.

2. IKHTISAR KEBIJAKAN AKUNTANSI SIGNIFIKAN (lanjutan)

s. Transaksi Asuransi Syariah

Perusahaan menerapkan PSAK No. 101 (Revisi 2016) , "Penyajian Laporan Keuangan Syariah" dan PSAK No. 108 (Revisi 2016), "Akuntansi Transaksi Asuransi Syariah".

PSAK No. 101 (Revisi 2016) mengatur nama beberapa komponen laporan keuangan syariah menjadi laporan surplus defisit dana *tabarru*, laporan laba rugi dan penghasilan komprehensif lain serta laporan sumber dan penyaluran dana zakat.

PSAK No. 108 (Revisi 2016) mengatur beberapa hal berikut:

i. Pengakuan kontribusi berdasarkan akad asuransi jangka pendek dan jangka panjang.
ii. Manfaat polis masa depan, yaitu jumlah penyisihan untuk memenuhi estimasi klaim yang timbul pada periode mendatang. Penyisihan ini untuk akad asuransi syariah jangka panjang.
iii. Dana investasi wakalah yang telah diinvestasikan dicatat secara *on balance sheet*.
iv. Pendapatan *ujrah* dan biaya akuisisi diakui secara garis lurus selama masa akad asuransi syariah.
v. Tes kecukupan dilakukan terhadap penyisihan teknis yang dibentuk dengan menggunakan estimasi nilai atas arus kas masa depan berdasarkan akad asuransi syariah. Ketika terjadi kekurangan maka kekurangan tersebut diakui sebagai beban pada dana *tabarru*.

Dana peserta merupakan seluruh dana milik peserta berupa dana *tabarru* dan dana investasi.

Dana peserta yang terdiri dari dana *tabarru* dan dana investasi dibedakan dari liabilitas dan ekuitas dan disajikan terpisah dalam laporan posisi keuangan konsolidasian.

2. SUMMARY OF SIGNIFICANT ACCOUNTING POLICIES (continued)

s. Sharia Insurance Transactions

The Company adopted PSAK No. 101 (Revised 2016), "Presentation of Sharia Financial Statements" and PSAK No. 108 (Revised 2016), "Accounting for Sharia Insurance Transaction".

PSAK No. 101 (Revised 2016) regulates the several names in the sharia financial statements' component to statements of surplus deficit of tabarru fund, profit or loss and other comprehensive income, and sources and distribution of zakat fund.

PSAK No. 108 (Revised 2016) regulates the following:

i. Recognition of contribution based on short-term and long-term insurance contract.

ii. Future policy benefits, is total provision provided to meet the estimated claims in the future. This provision is provided for long-term sharia insurance contract.

iii. Invested wakalah investment fund is recorded on balance sheet.

iv. Ujrah income and acquisition cost are recognized using straight line method during its insurance sharia contract.

v. Liability adequacy test are performed to technical reserve using estimated present value of future cash flows based on sharia insurance contract when deficiency occurred, such deficiency is recognized as an expense in tabbaru fund.

Participants' fund represent all funds that consist of investment fund and tabarru fund.

Participants' fund that consist of investment fund and tabarru fund is distinguished from liabilities and equity and is separately presented in the consolidated statement of financial position.

2. IKHTISAR KEBIJAKAN AKUNTANSI SIGNIFIKAN (lanjutan)

s. Transaksi Asuransi Syariah (lanjutan)

Aset dan liabilitas yang berasal dari transaksi syariah termasuk di dalam laporan posisi keuangan konsolidasian Perusahaan, dimana pendapatan *underwriting* syariah dan beban dikeluarkan dari laporan laba rugi dan penghasilan komprehensif lain konsolidasian, dan akumulasi surplus *underwriting* dari operasional syariah tercermin di dalam laporan posisi keuangan konsolidasian Perusahaan sebagai "Dana Peserta - Dana *Tabarru".*

Penyisihan teknis untuk polis asuransi syariah disajikan sebagai liabilitas dalam laporan posisi keuangan konsolidasian. Penyisihan dialokasikan pada setiap periode dari surplus dana *tabarru*. Surplus dibagikan kepada peserta asuransi syariah pada akhir jangka waktu polis berdasarkan "*nisbah*" yang disepakati.

Ujrah adalah kompensasi yang diterima oleh Perusahaan karena telah mengatur dana.

t. Akuntansi Sukuk

Grup menentukan klasifikasi investasi pada surat berharga, khususnya sukuk, berdasarkan model usaha yang ditentukan berdasarkan klasifikasi sesuai PSAK No. 110 (Revisi 2015) tentang "Akuntansi Sukuk" sebagai berikut:

1) Surat berharga diukur pada biaya perolehan disajikan sebesar biaya perolehan (termasuk biaya transaksi) yang disesuaikan dengan premi dan/atau diskonto yang belum diamortisasi. Premi dan diskonto diamortisasi selama periode hingga jatuh tempo.

2) Surat berharga diukur pada nilai wajar melalui laba rugi, yang dinyatakan sebesar nilai wajar. Keuntungan atau kerugian yang belum direalisasi akibat kenaikan atau penurunan nilai wajarnya disajikan dalam laporan laba rugi tahun yang bersangkutan.

3) Surat berharga yang diukur pada nilai wajar melalui penghasilan komprehensif lain. Surat berharga disajikan sebesar nilai wajar. Keuntungan atau kerugian yang belum direalisasi akibat kenaikan atau penurunan nilai wajarnya disajikan dalam penghasilan komprehensif lain. Premi dan diskonto diamortisasi selama periode hingga jatuh tempo.

2. SUMMARY OF SIGNIFICANT ACCOUNTING POLICIES (continued)

s. Sharia Insurance Transactions (continued)

Assets and liabilities originating from sharia transactions are included in the Company's consolidated statement of financial position, whereas sharia underwriting income and expenses are excluded from the consolidated statement of profit or loss and other comprehensive income, and the accumulated underwriting surplus of sharia operations is reflected in the Company's consolidated statement of financial position as "Participants' Fund - Tabarru Fund".

Technical reserve for sharia insurance policies is presented as liabilities in the consolidated statement of financial position. The reserve is appropriated in each period from the tabarru fund surplus. The surplus is distributed to sharia participants at the end of the policy term based on the agreed "nisbah" or ratio.

Ujrah is the Company's compensation for managing the fund.

t. Accounting for Sukuk

The Group defines the classification of Investment in marketable securities, specifically sukuk, based on busines model in accordance with PSAK No. 110 (Revised 2015) on "Accounting for Sukuk" as follows:

1) At cost securities are stated at cost (including transaction costs), adjusted by unamortized premium and/or discount. Premium and discount are amortized over the period until maturity.

2) At fair value securities are stated at fair values through profit or loss. Unrealized gains or losses from the increase or decrease in fair values are presented in current year profit or loss.

3) At fair value through other comprehensive income securities are measured at fair value. Unrealized gains or losses from the increase or decrease in fair value are presented in other comprehensive income. Premium and discount are amortized over the period until maturity.

2. IKHTISAR KEBIJAKAN AKUNTANSI SIGNIFIKAN (lanjutan)

u. Reasuransi

Perusahaan mensesikan risiko asuransi dalam bisnis normal pada setiap lini bisnisnya.

Manfaat Perusahaan atas kontrak reasuransi yang dimiliki diakui sebagai aset reasuransi. Aset ini terdiri dari piutang yang bergantung pada klaim yang diperkirakan dan manfaat yang timbul dalam kontrak reasuransi terkait.

Sebagaimana disyaratkan oleh PSAK No. 62, aset reasuransi tidak saling hapus dengan liabilitas kontrak asuransi terkait.

Piutang reasuransi diestimasi secara konsisten dengan klaim yang disetujui terkait dengan kebijakan reasuradur dan sesuai dengan kontrak reasuransi terkait.

Perusahaan mereasuransikan sebagian risiko atas ekspektasi pertanggungan yang diperoleh kepada perusahaan asuransi lain dan perusahaan reasuransi. Jumlah premi yang dibayar atau bagian premi atas transaksi reasuransi prospektif diakui sebagai premi reasuransi sesuai periode kontrak reasurasi secara proporsional dengan proteksi yang diberikan. Pembayaran atau liabilitas atas transaksi reasuransi retrospektif diakui sebagai piutang reasuransi sebesar liabilitas yang dibukukan sehubungan dengan kontrak asuransi tersebut.

Aset reasuransi termasuk saldo yang diharapkan dibayarkan oleh perusahaan reasuransi untuk *ceded* liabilitas manfaat polis masa depan, *ceded* estimasi liabilitas klaim, dan *ceded* premi yang belum merupakan pendapatan. Jumlah manfaat yang ditanggung oleh reasuradur diperkirakan secara konsisten sesuai dengan liabilitas yang terkait dengan polis reasuransi.

Perusahaan menyajikan aset reasuransi secara terpisah atas liabilitas manfaat polis masa depan, premi yang belum merupakan pendapatan, dan estimasi liabilitas klaim.

2. SUMMARY OF SIGNIFICANT ACCOUNTING POLICIES (continued)

u. Reinsurance

The Company cedes insurance risk in the normal course of business for all of its businesses.

The benefits to which the Company is entitled under its reinsurance contracts held are recognized as reinsurance assets. These assets consist of receivables that are dependent on the expected claims and benefits arising under the related reinsurance contracts.

As required by PSAK No. 62, reinsurance assets are not offset against the related insurance contract liabilities.

Reinsurance receivables are estimated in a manner consistent with settled claims associated with the reinsurer's policies and are in accordance with the related reinsurance contract.

The Company reinsured part of its total accepted risk to other insurance and reinsurance companies. The premium paid to the reinsurer on the reinsurer's share of the premium on prospective reinsurance transaction is recognized as reinsurance premium over the reinsurance contract period in proportion to the insurance coverage provided. A payment or obligation for retrospective transaction is recognized as reinsurance receivable from the reinsurer in the amount equivalent to the payment made or recorded liability in relation to the reinsurance contract.

Reinsurance assets include balances expected to be recovered from reinsurance companies for ceded liability for future policy benefits, ceded estimated claim liabilities, and ceded unearned premium reserves. Amounts recoverable from reinsurers are estimated in a manner consistent with the liability associated with the reinsured policy.

The Company presents separately reinsurance assets of liabilities for future policy benefit, unearned premium reserves, and estimated claim liabilities.

2. IKHTISAR KEBIJAKAN AKUNTANSI SIGNIFIKAN (lanjutan)

u. Reasuransi (lanjutan)

Aset reasuransi mengalami penurunan nilai jika ada bukti obyektif, sebagai akibat dari suatu peristiwa yang terjadi setelah pengakuan awal aset reasuransi, bahwa Perusahaan tidak dapat menerima seluruh jumlah di bawah syarat-syarat kontrak, dan dampak pada jumlah yang akan diterima dari reasuradur dapat diukur secara andal.

Jika aset reasuransi mengalami penurunan nilai, Perusahaan mengurangi nilai tercatat dan mengakui kerugian penurunan nilai tersebut dalam laba rugi tahun berjalan.

Aset atau liabilitas reasuransi dihentikan pengakuannya ketika hak kontraktualnya hilang atau berakhir, atau ketika kontrak dialihkan kepada pihak lain.

v. Liabilitas Imbalan Kerja

Perusahaan mengakui liabilitas imbalan kerja karyawan tetap berdasarkan Undang-undang Ketenagakerjaan No. 13/2003 tanggal 25 Maret 2003 dan karyawan kontrak berdasarkan Undang-udang Cipta Kerja No. 11/2020.

Biaya imbalan kerja yang diakui selama tahun berjalan terdiri dari biaya jasa dalam laba rugi, bunga neto atas liabilitas imbalan pasti neto dalam laba rugi dan pengukuran kembali liabilitas imbalan kerja neto dalam penghasilan komprehensif lain.

Akumulasi keuntungan dan kerugian aktuarial yang belum diakui yang terjadi diakui sebagai "Penghasilan Komprehensif Lain". Biaya jasa lalu dibebankan langsung pada laba rugi.

Bunga neto atas liabilitas imbalan pasti neto merupakan komponen pendapatan bunga dari aset program, biaya bunga atas liabilitas imbalan pasti dan bunga atas dampak batas atas dari aset.

Pengukuran kembali liabilitas imbalan kerja neto terdiri atas:
- Keuntungan dan kerugian aktuarial
- Imbal hasil atas aset program, tidak termasuk jumlah yang dimasukkan dalam bunga neto atas liabilitas imbalan pasti neto
- Setiap perubahan dampak batas atas aset, tidak termasuk jumlah yang dimasukkan dalam bunga neto atas liabilitas imbalan pasti neto

2. SUMMARY OF SIGNIFICANT ACCOUNTING POLICIES (continued)

u. Reinsurance (continued)

A reinsurance asset is impaired if there is objective evidence, as a result of an event that occurred after initial recognition of the reinsurance asset, that the Company may not receive all amounts due to it under the terms of the contract, and the impact of the amounts that the Company will receive from the reinsurer can be reliably measured.

If a reinsurance asset is impaired, the Company reduces the carrying amount and recognizes the impairment loss in the profit or loss for the period.

Reinsurance assets or liabilities are derecognized when the contractual rights are extinguished or expired or when the contract is transferred to another party.

v. Employee Benefits Liability

The Company recognized permanent employee benefits liability in accordance with Labor Law No. 13/2003 dated March 25, 2003 and contract employee in accordance with the job creation act No. 11/2020.

The employee benefits expense recognized during the current year consists of service cost, net interest on the net defined benefit liability in profit and loss and remeasurement of the net employee benefits liabilities is recognized in other comprehensive income.

The accumulated unrecognized actuarial gains or losses incurred are recognized to "Other Comprehensive Income". Past service cost is recognized immediately to profit or loss.

Net interest on the net defined benefit liabilites is the interest income component of plan assets, interest expense of defined benefit obligation and interest on the effect of asset ceiling.

Remeasurements of the net employee benefit liability consists of:
- *Actuarial gains and losses*
- *Return on plan assets, excluding amount included in net interest on the net defined benefit liability*
- *Any change in effect of the asset ceiling, excluding amount including in net interest on the net defined benefit liability*

2. IKHTISAR KEBIJAKAN AKUNTANSI SIGNIFIKAN (lanjutan)

w. Perpajakan

Pajak Final

Peraturan perpajakan di Indonesia mengatur beberapa jenis penghasilan dikenakan pajak yang bersifat final. Pajak final yang dikenakan atas nilai bruto transaksi tetap dikenakan walaupun atas transaksi tersebut pelaku transaksi mengalami kerugian.

Pajak final tersebut tidak termasuk dalam lingkup yang diatur oleh PSAK No. 46. Oleh karena itu, Grup memutuskan untuk menyajikan beban pajak final sehubungan dengan pendapatan bunga dan sewa sebagai pos tersendiri.

Pajak Penghasilan - Pajak Kini

Aset dan liabilitas pajak kini untuk tahun berjalan diukur sebesar jumlah yang diharapkan dapat direstitusi dari atau dibayarkan kepada otoritas perpajakan.

Beban pajak kini ditentukan berdasarkan laba kena pajak tahun berjalan yang dihitung berdasarkan tarif pajak yang berlaku.

Kekurangan/kelebihan pembayaran pajak penghasilan, jika ada, dicatat sebagai bagian dari "Beban Pajak Kini" dalam laba rugi.

Koreksi terhadap liabilitas perpajakan diakui pada saat surat ketetapan pajak diterima atau, jika diajukan keberatan, pada saat keputusan atas keberatan ditetapkan.

Pajak penghasilan - Pajak Tangguhan

Aset dan liabilitas pajak tangguhan diakui menggunakan metode posisi keuangan atas konsekuensi pajak pada masa mendatang yang timbul dari perbedaan jumlah tercatat aset dan liabilitas menurut laporan keuangan dengan dasar pengenaan pajak aset dan liabilitas pada setiap tanggal pelaporan. Liabilitas pajak tangguhan diakui untuk semua perbedaan temporer kena pajak dan aset pajak tangguhan diakui untuk perbedaan temporer yang boleh dikurangkan dan akumulasi rugi fiskal, sepanjang besar kemungkinan perbedaan temporer yang boleh dikurangkan dan akumulasi rugi fiskal tersebut dapat dimanfaatkan untuk mengurangi laba kena pajak pada masa depan.

2. SUMMARY OF SIGNIFICANT ACCOUNTING POLICIES (continued)

w. Taxation

Final Tax

Tax regulation in Indonesia determined that certain taxable income is subject to final tax. Final tax applied to the gross value of transactions is applied even when the parties carrying the transaction are recognizing losses.

Such final tax is not governed by PSAK No. 46. Therefore, the Group has decided to present all of the final tax arising from interest and rental income as a separate line item.

Income Tax - Current Tax

Current income tax assets and liabilities for the current period are measured at the amount expected to be recovered from or paid to the taxation authority.

Current tax expense is determined based on the taxable profit for the year computed using the prevailing tax rates.

Underpayment/overpayment of income tax, if any, are presented as part of "Tax Expense - Current" in the profit or loss.

Amendments to tax obligations are recorded when a tax assessment letter is received or, if appealed against, when the result of the appeal is determined.

Income Tax - Deferred Tax

Deferred tax assets and liabilities are recognized using the financial position method for the future tax consequences attributable to differences between the carrying amounts of existing assets and liabilities in the financial statements and their respective tax bases at each reporting date. Deferred tax liabilities are recognized for all taxable temporary differences and deferred tax assets are recognized for deductible temporary differences and accumulated fiscal losses to the extent that it is probable that taxable profit will be available in future years against which the deductible temporary differences and accumulated fiscal losses can be utilized.

2. IKHTISAR KEBIJAKAN AKUNTANSI SIGNIFIKAN (lanjutan)

w. Perpajakan (lanjutan)

Pajak penghasilan - Pajak Tangguhan (lanjutan)

Jumlah tercatat aset pajak tangguhan ditelaah ulang pada akhir setiap periode pelaporan dan diturunkan apabila laba fiskal mungkin tidak memadai untuk mengkompensasi sebagian atau semua manfaat aset pajak tangguhan tersebut.

Pada akhir setiap periode pelaporan, Perusahaan menilai kembali aset pajak tangguhan yang tidak diakui. Perusahaan mengakui aset pajak tangguhan yang sebelumnya tidak diakui apabila besar kemungkinan bahwa laba fiskal pada masa depan akan tersedia untuk pemulihannya.

Pajak tangguhan dihitung dengan menggunakan tarif pajak yang berlaku atau secara substansial telah berlaku pada tanggal pelaporan. Perubahan nilai tercatat aset dan liabilitas pajak tangguhan yang disebabkan oleh perubahan tarif pajak dibebankan pada usaha tahun berjalan, kecuali untuk transaksi-transaksi yang sebelumnya telah langsung dibebankan atau dikreditkan ke ekuitas.

Aset dan liabilitas pajak tangguhan disajikan secara saling hapus dalam laporan posisi keuangan konsolidasian, kecuali aset dan liabilitas pajak tangguhan untuk entitas yang berbeda, sesuai dengan penyajian aset dan liabilitas pajak kini.

x. Pengakuan Pendapatan dan Beban

Pendapatan premi

Premi kontrak asuransi jangka pendek diakui sebagai pendapatan dalam periode kontrak sesuai dengan proporsi jumlah proteksi asuransi yang diberikan. Premi kontrak asuransi jangka panjang diakui sebagai pendapatan pada saat jatuh tempo dari pemegang polis. Premi yang diterima sebelum diterbitkannya polis asuransi atau tanggal premi jatuh tempo dicatat sebagai titipan premi dalam akun liabilitas lain-lain.

Premi reasuransi bruto diakui sebagai beban pada tanggal di mana polis tersebut efektif.

2. SUMMARY OF SIGNIFICANT ACCOUNTING POLICIES (continued)

w. Taxation (continued)

Income Tax - Deferred Tax (continued)

The carrying amount of a deferred tax asset is reviewed at the end of each reporting period and reduced to the extent that it is no longer probable that sufficient taxable profit will be available to allow the benefit of part or all of that deferred tax asset to be utilized.

At the end of each reporting period, the Company reassesses unrecognized deferred tax assets. The Company recognizes a previously unrecognized deferred tax assets to the extent that it has become probable that future taxable profit will allow the deferred tax assets to be recovered.

Deferred tax is calculated at the tax rates that have been enacted or substantively enacted at the reporting date. Changes in the carrying amount of deferred tax assets and liabilities due to a change in tax rates are charged to current year operations, except to the extent that they relate to items previously charged or credited to equity.

Deferred tax assets and liabilities are offset in the consolidated statement of financial position, except if they are for different legal entities, consistent with the presentation of current tax assets and liabilities.

x. Revenue and Expense Recognition

Premium income

Premiums of short-term insurance contracts are recognized as income within the contract period based on the insurance coverage provided. Premiums of long-term insurance contracts are recognized as income when due from policyholders. Premiums received prior to the issuance of insurance policies or premium due date is recorded as policyholders' deposit on other liabilities account.

Gross reinsurance premiums are recognized as expenses when the policy becomes effective.

2. IKHTISAR KEBIJAKAN AKUNTANSI SIGNIFIKAN (lanjutan)

x. Pengakuan Pendapatan dan Beban (lanjutan)

Beban klaim

Klaim dan manfaat asuransi merupakan klaim-klaim yang telah disetujui (*approved claim*). Klaim dan manfaat tersebut diakui sebagai beban pada saat timbulnya liabilitas untuk memenuhi klaim. Bagian klaim yang diperoleh dari reasuradur diakui dan dicatat sebagai klaim reasuransi pada periode yang sama dengan pengakuan beban klaim.

Biaya akuisisi

Biaya akuisisi kontrak asuransi jangka pendek ditangguhkan dan dicatat sebagai biaya akuisisi tangguhan (DAC) dalam akun biaya akuisisi ditangguhkan. Semua biaya akuisisi selain biaya akuisisi kontrak asuransi jangka pendek, diakui sebagai beban pada saat terjadinya.

DAC diamortisasi selama periode dimana premi yang bersangkutan diperoleh dan dihitung dengan metode yang sama dengan liabilitas kontrak asuransi terkait.

Pendapatan dan beban Lain

Pendapatan dan beban lainnya diakui pada saat terjadinya (basis akrual).

y. Penurunan Nilai Aset Non-Keuangan

Pada setiap akhir periode pelaporan, Perusahaan menilai apakah terdapat indikasi suatu aset mengalami penurunan nilai. Jika terdapat indikasi tersebut atau pada saat pengujian penurunan nilai aset (yaitu aset tak berwujud dengan umur manfaat tidak terbatas, aset tak berwujud yang belum dapat digunakan, atau *goodwill* yang diperoleh dalam suatu kombinasi bisnis) diperlukan, maka Perusahaan membuat estimasi formal jumlah terpulihkan aset tersebut.

Jumlah terpulihkan yang ditentukan untuk aset individual adalah jumlah yang lebih tinggi antara nilai wajar aset atau unit penghasil kas dikurangi biaya untuk menjual dengan nilai pakainya, kecuali aset tersebut tidak menghasilkan arus kas masuk yang sebagian besar independen dari aset atau kelompok aset lain.

2. SUMMARY OF SIGNIFICANT ACCOUNTING POLICIES (continued)

x. Revenue and Expense Recognition (continued)

Claim expense

Claims and benefits consist of approved claims. Claims and benefits are recognized as expense when the liabilities to cover claims are incurred. Reinsurance claims received from reinsurance companies are recognized and recorded as reinsurance claim in the same period the claim expenses are recognized.

Acquisition cost

Acquisition costs of short-term insurance contracts are deferred and recorded as deferred acquisition cost (DAC) in deferred acquisition cost account. All acquisition cost other than acquisition costs of short-term insurance contracts are recognized as an expense when incurred.

DAC are amortized over the period in which the related premium is earned and calculated with the same method of the associated insurance contract liabilities.

Other income and expense

Other income and expense are recognized when earned or incurred (accrual basis).

y. Impairment of Non-Financial Assets

The Company assesses at end of each annual reporting period whether there is an indication that an asset may be impaired. If any such indication exists, or when annual impairment testing for an asset (i.e. an intangible asset with an indefinite useful life, an intangible asset not yet available for use, or goodwill acquired in a business combination) is required, the Company makes an estimate of the asset's recoverable amount.

An asset's recoverable amount is the higher of an asset's or cash generating unit (CGU)'s fair value less costs to sell and its value in use and is determined for an individual asset, unless the asset does not generate cash inflows that are largely independent of those from other assets or groups of assets.

2. IKHTISAR KEBIJAKAN AKUNTANSI SIGNIFIKAN (lanjutan)

y. Penurunan Nilai Aset Non-Keuangan (lanjutan)

Jika nilai tercatat aset lebih besar daripada nilai terpulihkannya, maka aset tersebut dipertimbangkan mengalami penurunan nilai dan nilai tercatat aset diturunkan nilai menjadi sebesar nilai terpulihkannya. Rugi penurunan nilai diakui pada laba rugi sebagai "rugi penurunan nilai".

Kerugian penurunan nilai yang telah diakui dalam periode sebelumnya untuk aset selain *goodwill* dibalik hanya jika terdapat perubahan asumsi-asumsi yang digunakan untuk menentukan jumlah terpulihkan aset tersebut sejak rugi penurunan nilai terakhir diakui.

Dalam hal ini, jumlah tercatat aset dinaikkan ke jumlah terpulihkannya. Pembalikan tersebut dibatasi sehingga jumlah tercatat aset tidak melebihi jumlah terpulihkannya maupun jumlah tercatat, neto setelah penyusutan, seandainya tidak ada rugi penurunan nilai yang telah diakui untuk aset tersebut pada tahun sebelumnya.

Pembalikan rugi penurunan nilai diakui dalam laporan laba rugi dan penghasilan komprehensif lain konsolidasian. Setelah pembalikan tersebut, penyusutan yang dibebankan disesuaikan di periode mendatang untuk mengalokasikan jumlah tercatat aset yang direvisi, dikurangi nilai residu, dengan dasar yang sistematis selama sisa umur manfaatnya.

Manajemen berpendapat bahwa tidak ada indikasi penurunan nilai aset non-keuangan yang disajikan dalam laporan posisi keuangan konsolidasian pada tahun yang berakhir pada tanggal 31 Desember 2021 dan 2020.

z. Provisi

Provisi diakui jika Grup mempunyai kewajiban kini (hukum maupun konstruktif) sebagai akibat peristiwa masa lalu, yang memungkinkan Grup harus menyelesaikan kewajiban tersebut dan estimasi yang andal mengenai jumlah kewajiban tersebut dapat dibuat.

Jumlah yang diakui sebagai provisi adalah hasil estimasi terbaik pengeluaran yang diperlukan untuk menyelesaikan kewajiban kini pada tanggal pelaporan, dengan mempertimbangkan risiko dan ketidakpastian terkait kewajiban tersebut.

2. SUMMARY OF SIGNIFICANT ACCOUNTING POLICIES (continued)

y. Impairment of Non-Financial Assets (continued)

Where the carrying amount of an asset exceeds its recoverable amount, the asset is considered impaired and is written down to its recoverable amount. Impairment losses are recognized in the profit or loss as "impairment losses".

A previously recognized impairment loss for an asset other than goodwill is reversed only if there has been a change in the assumptions used to determine the asset's recoverable amount since the last impairment loss was recognized.

If that is the case, the carrying amount of the asset is increased to its recoverable amount. The reversal is limited so that the carrying amount of the assets does not exceed its recoverable amount, nor exceed the carrying amount that would have been determined, net of depreciation, had no impairment loss been recognized for the asset in prior years.

Reversal of an impairment loss is recognized in the consolidated statement of profit or loss and other comprehensive income. After such a reversal, the depreciation charge is adjusted in future periods to allocate the asset's revised carrying amount, less any residual value, on a systematic basis over its remaining useful life.

Management believes that there is no indication of impairment in values of non-financial assets presented in the consolidated statement of financial position as of December 31, 2021 and 2020.

z. Provisions

Provisions are recognized when the Group has present obligation (legal or constructive) as a result of a past event, it is probable that the Group will be required to settle the obligation, and a reliable estimate can be made of the amount of the obligation.

The amount recognized as a provision is the best estimate of the consideration required to settle the obligation at the reporting date, taking into account the risks and uncertainties surrounding the obligation.

2. IKHTISAR KEBIJAKAN AKUNTANSI SIGNIFIKAN (lanjutan)

z. Provisi (lanjutan)

Ketika provisi diukur menggunakan estimasi arus kas untuk menyelesaikan kewajiban kini, maka nilai tercatat provisi adalah nilai kini arus kas tersebut.

Jika sebagian atau seluruh pengeluaran untuk menyelesaikan provisi diganti oleh pihak ketiga, maka penggantian itu diakui hanya pada saat timbul keyakinan bahwa penggantian pasti akan diterima dan jumlah penggantian dapat diukur dengan andal.

aa. Kontinjensi

Liabilitas kontinjensi diungkapkan, kecuali jika arus keluar sumber daya yang mengandung manfaat ekonomi kemungkinannya kecil (*remote*). Aset kontinjensi tidak diakui dalam laporan keuangan, tetapi diungkapkan jika terdapat kemungkinan besar (*probable*) arus masuk manfaat ekonomi.

ab. Peristiwa setelah Periode Pelaporan

Peristiwa setelah akhir tahun yang memberikan tambahan informasi mengenai posisi keuangan Perusahaan pada tanggal pelaporan (peristiwa penyesuai), jika ada, dicerminkan dalam laporan keuangan konsolidasian. Peristiwa setelah akhir tahun yang bukan peristiwa penyesuai diungkapkan dalam catatan atas laporan keuangan konsolidasian, jika material.

3. SUMBER ESTIMASI DAN KETIDAKPASTIAN

Penyusunan laporan keuangan konsolidasian Grup mengharuskan manajemen untuk membuat pertimbangan, estimasi dan asumsi yang mempengaruhi jumlah yang dilaporkan dari pendapatan, beban, aset dan liabilitas, dan pengungkapan atas liabilitas kontinjensi, pada akhir periode pelaporan. Ketidakpastian mengenai asumsi dan estimasi tersebut dapat mengakibatkan penyesuaian material terhadap nilai tercatat aset dan liabilitas dalam periode pelaporan berikutnya.

Pertimbangan

Pertimbangan berikut ini dibuat oleh manajemen dalam rangka penerapan kebijakan akuntansi Grup yang memiliki pengaruh paling signifikan atas jumlah yang diakui dalam laporan keuangan konsolidasian:

2. SUMMARY OF SIGNIFICANT ACCOUNTING POLICIES (continued)

z. Provisions (continued)

Where a provisions measured using the cash flows estimated to settle the present obligation, its carrying amounts the present value of those cash flows

When some or all of the economic benefits required to settle a provision are expected to be recovered from a third party, the receivable is recognized as an asset if it is virtually certain that reimbursement will be received and the amount of the receivable can be measured reliably.

aa. Contingencies

Unless the possibility of an outflow of resources embodying economic benefits is remote, contingent liabilities are disclosed. Contingent assets are not recognized in the consolidated financial statements but disclosed when an inflow of economic benefits is probable.

ab. Events after the Reporting Period

Post year-end events that provide additional information about the Company's financial position at the reporting date (adjusting events), if any, are reflected in the consolidated financial statements. Post year-end events that are not adjusting events are disclosed in the notes to consolidated financial statements, when material.

3. SOURCE OF ESTIMATION AND UNCERTAINTY

The preparation of the Group's consolidated financial statements requires management to make judgments, estimates and assumptions that affect the reported amounts of revenues, expenses, assets and liabilities, and the disclosure of contingent liabilities, at the end of the reporting period. Uncertainty about these assumptions and estimates could result in outcomes that require a material adjustment to the carrying amount of the asset and liability affected in future periods.

Judgement

The following judgments are made by management in the process of applying the Group's accounting policies that have the most significant effects on the amounts recognized in the consolidated financial statements:

3. SUMBER ESTIMASI DAN KETIDAKPASTIAN (lanjutan)

Pertimbangan (lanjutan)

Klasifikasi Produk

Berdasarkan PSAK No. 62, "Kontrak Asuransi", Perusahaan harus mengklasifikasi kontraknya menjadi kontrak asuransi atau kontrak investasi. Manajemen telah menganalisis dan mengidentifikasi semua produk asuransinya sebagai kontrak asuransi.

Klasifikasi Aset dan Liabilitas Keuangan

Grup menetapkan klasifikasi atas aset dan liabilitas tertentu sebagai aset keuangan dan liabilitas keuangan dengan mempertimbangkan bila definisi yang ditetapkan PSAK No. 55 (Revisi 2014) dipenuhi. Dengan demikian, aset keuangan dan liabilitas keuangan diakui sesuai dengan kebijakan akuntansi Grup seperti diungkapkan pada Catatan 2g.

Konsolidasian Reksa dana

Perusahaan mengkonsolidasikan investasi dalam reksa dananya ketika mempunyai pengendalian. Pertimbangan signifikan digunakan untuk menentukan apakah Perusahaan mempunyai pengendalian atas reksa dana tersebut atau tidak.

Sewa

Menentukan jangka waktu kontrak dengan opsi perpanjangan dan penghentian - Grup sebagai lessee

Grup menentukan jangka waktu sewa sebagai jangka waktu sewa yang tidak dapat dibatalkan, bersama dengan periode yang dicakup oleh opsi untuk memperpanjang masa sewa jika dipastikan akan dilaksanakan, atau periode yang dicakup oleh opsi untuk menghentikan masa sewa, jika cukup masuk akal untuk tidak dilakukan. Grup memiliki beberapa kontrak sewa yang mencakup opsi perpanjangan dan penghentian. Grup menerapkan pertimbangan dalam mengevaluasi apakah akan menggunakan opsi untuk memperbarui atau menghentikan sewa, mempertimbangkan semua faktor relevan yang menciptakan insentif ekonomi untuk melakukan perpanjangan atau penghentian. Setelah tanggal dimulainya sewa, Grup menilai kembali masa sewa jika ada peristiwa atau perubahan signifikan dalam kendali yang mempengaruhi kemampuan untuk melakukan atau tidak opsi perpanjangan atau penghentian.

3. SOURCE OF ESTIMATION AND UNCERTAINTY (continued)

Judgement (continued)

Product Classifications

Based on PSAK No. 62, "Insurance Contract", the Company should classify its contracts into insurance contract or investment contract. Management had assessed and identified all of its insurance products as insurance contract.

Classification of Financial Assets and Liabilities

The Group determines the classifications of certain assets and liabilities as financial assets and financial liabilities by judging if they meet the definition set forth in PSAK No. 55 (Revised 2014). Accordingly, the financial assets and financial liabilities are accounted for in accordance with the Group's accounting policies disclosed in Note 2g.

Consolidation of Mutual funds

Mutual funds investment in which the Company has a controlling interest are consolidated. Significant judgment is involved in determining whether or not the Company has control over the mutual funds.

Leases

Determining the lease term of contracts with renewal and termination options - Group as lessee

The Group determines the lease term as the non-cancellable term of the lease, together with any periods covered by an option to extend the lease if it is reasonably certain to be exercised, or any periods covered by an option to terminate the lease, if it is reasonably certain not to be exercised. The Group has several lease contracts that include extension and termination options. The Group applies judgement in evaluating whether it is reasonably certain whether or not to exercise the option to renew or terminate the lease. That is, it considers all relevant factors that create an economic incentive for it to exercise either the renewal or termination. After the commencement date, the Group reassesses the lease term if there is a significant event or change in circumstances that is within its control and affects its ability to exercise or not to exercise the option to renew or to terminate.

3. SUMBER ESTIMASI DAN KETIDAKPASTIAN (lanjutan)

Pertimbangan (lanjutan)

Sewa (lanjutan)

Estimasi suku bunga pinjaman inkremental

Grup tidak dapat menentukan secara langsung tingkat bunga implisit dalam sewa, oleh karena itu, Grup menggunakan suku bunga inkremental (IBR) untuk mengukur liabilitas sewa. IBR adalah tingkat bunga yang harus dibayar oleh Grup untuk meminjam, dengan jangka waktu serta jaminan serupa, dana yang diperlukan untuk memperoleh aset dengan nilai yang serupa dengan nilai aset hak guna dalam lingkungan ekonomi yang serupa. Oleh karena itu IBR mencerminkan apa yang 'harus dibayar' oleh Grup, dimana diperlukan suatu estimasi ketika tingkat bunga yang dapat diobservasi tidak tersedia atau ketika tingkat bunga tersebut perlu disesuaikan untuk mencerminkan syarat dan ketentuan sewa. Grup mengestimasi IBR menggunakan input yang dapat diamati jika tersedia dan diharuskan untuk membuat estimasi spesifik entitas tertentu.

3. SOURCE OF ESTIMATION AND UNCERTAINTY (continued)

Judgement (continued)

Leases (continued)

Estimating the incremental borrowing rate

The Group cannot readily determine the interest rate implicit in the lease, therefore, it uses its incremental borrowing rate (IBR) to measure lease liabilities. The IBR is the rate of interest that the Group would have to pay to borrow over a similar term, and with a similar security, the funds necessary to obtain an asset of a similar value to the right of use asset in a similar economic environment. The IBR therefore reflects what the Group 'would have to pay', which requires estimation when no observable rates are available or when they need to be adjusted to reflect the terms and conditions of the lease. Grup estimates the IBR using observable inputs when available and is required to make certain entity-specific estimates.

Estimasi dan Asumsi

Asumsi utama untuk masa depan dan sumber utama estimasi ketidakpastian lainnya pada tanggal pelaporan yang memiliki risiko signifikan dalam menyebabkan penyesuaian yang material terhadap nilai tercatat aset dan liabilitas untuk tahun berikutnya diungkapkan di bawah ini. Grup mendasarkan asumsi dan estimasinya pada parameter yang tersedia pada saat laporan keuangan konsolidasian disusun. Asumsi dan situasi saat ini mengenai perkembangan masa depan mungkin berubah akibat perubahan pasar atau situasi di luar kendali Grup. Perubahan tersebut dicerminkan dalam asumsi terkait pada saat terjadinya.

Pajak Penghasilan

Estimasi dan asumsi signifikan dilakukan dalam menentukan provisi atas pajak penghasilan badan. Terdapat transaksi dan perhitungan tertentu yang penentuan pajak akhirnya adalah tidak pasti sepanjang kegiatan usaha normal. Perusahaan mengakui liabilitas atas pajak penghasilan badan berdasarkan estimasi apakah akan terdapat tambahan pajak penghasilan badan.

Estimates and Assumptions

The key assumptions concerning the future and other key sources of estimation uncertainty at the reporting date that have a significant risk of causing a material adjustment to the carrying amounts of assets and liabilities within the next financial year are disclosed below. The Group based its assumptions and estimates on parameters available when the consolidated financial statements were prepared. Existing circumstances and assumptions about future developments may change due to market changes or circumstances arising beyond the control of the Group. Such changes are reflected in the assumptions when they occur.

Income Tax

Significant estimates and assumptions are involved in determining the provision for corporate income tax. There are certain transactions and computation for which the ultimate tax determination is uncertain during the ordinary course of business. The Company recognizes liabilities for expected corporate income tax issues based on estimates of whether additional corporate income tax will be due.

3. SUMBER ESTIMASI DAN KETIDAKPASTIAN (lanjutan)

Estimasi dan Asumsi (lanjutan)

Aset Pajak Tangguhan

Estimasi dan asumsi signifikan dilakukan dalam menentukan jumlah aset pajak tangguhan yang dapat diakui, berdasarkan waktu dan tingkat keuntungan masa depan dan strategi perencanaan pajak.

Liabilitas Imbalan Kerja

Penentuan liabilitas imbalan kerja Perusahaan bergantung pada pemilihan asumsi yang digunakan oleh aktuaris independen dalam menghitung jumlah-jumlah tersebut. Asumsi tersebut termasuk antara lain, tingkat diskonto, tingkat kenaikan gaji tahunan, tingkat pengunduran diri karyawan tahunan, tingkat kecacatan, umur pensiun dan tingkat kematian. Hasil aktual yang berbeda dari asumsi yang ditetapkan Perusahaan diakui sebagai penghasilan komprehensif lain. Walaupun Perusahaan berkeyakinan bahwa asumsi tersebut adalah wajar dan sesuai, perbedaan signifikan pada hasil aktual dan perubahan signifikan dalam asumsi yang ditetapkan Perusahaan dapat mempengaruhi secara material liabilitas imbalan kerja dan beban imbalan kerja neto.

Penyusutan dan Masa Manfaat Ekonomis Aset tetap dan Amortisasi Aset Takberwujud

Biaya perolehan aset tetap dan aset takberwujud disusutkan/diamortisasi dengan menggunakan metode garis lurus. Manajemen mengestimasi masa manfaat ekonomis aset tetap dan aset takberwujud adalah antara 4 sampai 20 tahun. Ini adalah umur yang secara umum diharapkan dalam industri dimana Perusahaan menjalankan bisnisnya.

Perubahan tingkat pemakaian dan perkembangan teknologi dapat mempengaruhi masa manfaat ekonomis dan nilai sisa aset, dan karenanya beban penyusutan/amortisasi masa depan mungkin direvisi.

Penurunan Nilai Aset Keuangan

Grup menilai penurunan nilai aset keuangan pada setiap tanggal pelaporan. Dalam menentukan apakah rugi penurunan nilai harus dicatat dalam laba rugi, manajemen membuat penilaian, apakah terdapat bukti obyektif bahwa kerugian telah terjadi.

3. SOURCE OF ESTIMATION AND UNCERTAINTY (continued)

Estimates and Assumptions (continued)

Deferred Tax Assets

Significant estimates and assumptions is also involved to determine the amount of deferred tax assets that can be recognized, based upon the likely timing and the level of future taxable profits together with future tax planning strategies.

Employee Benefits Liability

The determination of the Company's post-employment benefits liability is dependent on its selection of certain assumptions used by the independent actuaries in calculating such amounts. Those assumptions include, among others, discount rates, annual salary increase rate, annual employee turn-over rate, disability rate, retirement age and mortality rate. Actual results that differ from the Company's assumptions recognized as other comprehensive income. While the Company believes that its assumptions are reasonable and appropriate, significant differences in the Company's actual results or significant changes in the Company's assumptions may materially affect its employee benefits liability and net employee benefits expense.

Depreciation and Useful Lives of Fixed Assets and Amortization of Intangible Assets

The costs of fixed assets and intangible assets are depreciated/amortized on the straight-line method. Management properly estimates the useful lives of these fixed assets and intangible assets are between 4 to 20 years. These are common life expectancies applied in the industries where the Company conduct its businesses.

Changes in the expected level of usage and technological development could impact the economic useful lives and the residual values of these assets, and therefore future depreciation/ amortization charges could be revised.

Impairment Losses of Financial Assets

The Group assesses impairment of financial assets at each reporting date. In determining whether an impairment loss should be recorded in profit or loss, management makes judgement as to whether there is an objective evidence that loss event has occurred.

3. SUMBER ESTIMASI DAN KETIDAKPASTIAN (lanjutan)

Estimasi dan Asumsi (lanjutan)

Penurunan Nilai Aset Keuangan (lanjutan)

Manajemen juga membuat penilaian atas metodologi dan asumsi untuk memperkirakan jumlah dan waktu arus kas masa depan yang direview secara berkala untuk mengurangi perbedaan antara estimasi kerugian dan kerugian aktualnya.

Nilai Wajar Instrumen Keuangan

Grup mencatat aset dan liabilitas keuangan tertentu pada nilai wajar, yang mengharuskan penggunaan estimasi akuntansi. Walaupun komponen signifikan atas pengukuran nilai wajar ditentukan menggunakan bukti obyektif yang dapat diverifikasi, jumlah perubahan nilai wajar dapat berbeda bila Grup menggunakan metodologi penilaian yang berbeda. Perubahan nilai wajar aset dan liabilitas keuangan tersebut dapat mempengaruhi secara langsung laba atau rugi Grup.

Estimasi Liabilitas Klaim

Estimasi liabilitas klaim merupakan liabilitas yang disisihkan untuk memenuhi liabilitas klaim yang terjadi dan yang masih dalam proses penyelesaian atas polis-polis asuransi yang masih berlaku (*policies in force*). Pertimbangan manajemen Perusahaan diperlukan untuk menentukan jumlah estimasi liabilitas klaim yang dapat diakui.

Liabilitas Manfaat Polis Masa Depan

Perusahaan mencatat liabilitas kontrak asuransi jangka panjang dengan metode nilai kini estimasi pembayaran seluruh manfaat yang diperjanjikan termasuk seluruh opsi yang disediakan ditambah dengan nilai kini estimasi seluruh biaya yang akan dikeluarkan dan juga mempertimbangkan penerimaan premi di masa depan. Asumsi utama yang mendasari metode tersebut adalah pengalaman klaim masa lalu dan tingkat diskonto.

Tes Kecukupan Liabilitas

Sebagaimana diungkapkan dalam Catatan 2q, Perusahaan telah melakukan tes kecukupan liabilitas kontrak asuransi. Berdasarkan hasil tes kecukupan liabilitas kontrak asuransi tersebut, manajemen Perusahaan berpendapat bahwa nilai tercatat liabilitas kontrak asuransi pada tanggal 31 Desember 2021 dan 2020 telah cukup.

3. SOURCE OF ESTIMATION AND UNCERTAINTY (continued)

Estimates and Assumptions (continued)

Impairment Losses of Financial Assets (continued)

Management also makes judgement as to the methodology and assumptions used for estimating the amount and timing of future cash flows which are reviewed regularly to reduce any difference between loss estimate and actual loss.

Fair Value of Financial Instruments

The Group carries certain financial assets and liabilities at fair values, which requires the use of accounting estimates. While significant components of fair value measurement were determined using verifiable objective evidences, the amount of changes in fair values would differ if the Group utilized different valuation methodology. Any changes in fair values of these financial assets and liabilities would affect directly the Group's profit or loss.

Estimated Claims Liability

Estimated claims liability represents amount set aside to provide for the outstanding and incurred claims arising from insurance policies in force. The Company's management judgment is required to determine the amount of estimated claims liability.

Liabilities for Future Policy Benefits

The Company records long-term insurance contract liabilities using method of present value of estimated payment of all benefit promised including all options available plus present value of all expenses incurred and has considered the future receipt of premium. The main assumption underlying this method is the Company's past claim experience and discount rate.

Liability Adequacy Test

As disclosed in Note 2q, the Company has assessed the adequacy of its insurance contract liabilities. Based on the evaluation of insurance contract liability adequacy test, the Company's management is of the opinion that the carrying value of insurance contract liabilities as of December 31, 2021 and 2020, are adequate.

3. SUMBER ESTIMASI DAN KETIDAKPASTIAN (lanjutan)

Estimasi dan Asumsi (lanjutan)

Penurunan Nilai Aset Non-Keuangan

Grup menilai penurunan nilai aset non keuangan ketika terdapat peristiwa atau perubahan keadaan yang mengindikasikan bahwa nilai tercatat mungkin tidak dapat terpulihkan.

Faktor-faktor penting yang dipertimbangkan Grup untuk melakukan reviu penurunan nilai terdiri dari:

- penurunan kinerja hasil operasi yang signifikan pada ekspektasi masa lampau atau proyeksi masa depan
- perubahan signifikan penggunaan aset yang diperoleh dan strategi bisnis secara menyeluruh; dan
- industri atau tren ekonomi negatif secara signifikan.

Jika indikasi dimaksud ditemukan, dilakukan estimasi formal nilai terpulihkan dan kerugian penurunan nilai diakui sepanjang nilai tercatat melebihi nilai terpulihkan. Nilai terpulihkan dari aset atau unit penghasil kas diukur dari nilai yang lebih tinggi antara nilai wajar dikurangi biaya untuk menjual dengan nilai pakainya.

3. SOURCE OF ESTIMATION AND UNCERTAINTY (continued)

Estimates and Assumptions (continued)

Impairment of Non-Financial Assets

The Group assesses impairment of non financial assets whenever events or changes in circumstances indicate that the carrying amount of an asset may not be recoverable.

The important factors that the Group considers to perform an impairment review include the following:

- *significant underperformance relative to expected historical or projected future operating results;*
- *significant changes in the manner of use of the acquired assets or the strategy for the overall business; and*
- *significant negative industry or economic trends.*

If any such indication exists, a formal estimate of the recoverable amount is performed and an impairment loss is recognized to the extent that the carrying amount exceeds the recoverable amount. The recoverable amount of an asset or cash generating unit is measured at the higher of the fair value less cost to sell and value in use.

4. KAS DAN BANK

4. CASH ON HAND AND IN BANKS

	31 Desember/ *December 31,* 2021	31 Desember/ *December 31,* 2020	
Kas	22	26	***Cash on hand***
Kas di bank			***Cash in banks***
Pihak Berelasi (Catatan 33)			*Related Party (Note 33)*
Rupiah	62.331	84.323	*Rupiah*
Dolar Amerika Serikat (ASD 1.155 dan ASD 1.808 masing-masing pada tanggal 31 Desember 2021 dan 2020)	16	25	*United States Dollar (USD 1,155 and USD 1,808 as of December 31, 2021 and 2020, respectively)*
Pihak Ketiga			*Third Party*
Rupiah	17.207	11.326	*Rupiah*
Total	**79.576**	**95.700**	***Total***

5. PIUTANG PREMI, NETO

Akun ini merupakan tagihan premi kepada pemegang polis dan pialang (broker) asuransi dengan rincian sebagai berikut:

5. PREMIUM RECEIVABLES, NET

This account represents oustanding premiums receivable from policyholder and agents (brokers) with details as follows:

	31 Desember/ *December 31,* 2021	31 Desember/ *December 31,* 2020	
Perorangan			***Individual***
Dwiguna kombinasi	6.475	8.236	*Combined endowment*
Dwiguna	38	2	*Endowment*
Seumur hidup	8	111	*Whole life*
Kesehatan	-	3	*Health*
Sub-total	6.521	8.352	*Sub-total*
Kumpulan			***Group***
Dwiguna kombinasi	42.340	42.229	*Combined endowment*
Kesehatan	20.793	13.488	*Health*
Dwiguna	8.256	536	*Endowment*
Jangkawarsa	3.173	1.253	*Term insurance*
Anuitas	877	1.313	*Annuity*
Kecelakaan diri	702	4.296	*Personal accident*
Sub-total	76.141	63.115	*Sub-total*
Total	82.662	71.467	*Total*
Cadangan kerugian penurunan nilai	(22.412)	(22.412)	*Allowance for impairment losses*
Neto	**60.250**	**49.055**	***Net***

Manajemen Grup berkeyakinan bahwa cadangan kerugian penurunan nilai adalah cukup untuk menutup kerugian yang mungkin timbul dari jumlah yang tidak dapat ditagih.

The Group's management believes that the allowance for impairment losses is adequate to cover possible losses that may arise due to uncollectible amount.

Rincian piutang premi berdasarkan umur piutang adalah sebagai berikut:

The details of premiums receivable based on aging are as follows:

	31 Desember/ *December 31,* 2021	31 Desember/ *December 31,* 2020	
Belum jatuh tempo	6.421	2.332	*Not yet due*
Telah jatuh tempo:			*Past due:*
Kurang dari 30 hari	27.465	13.880	*Less than 30 days*
31 - 60 hari	8.753	12.610	*31 - 60 days*
61 - 90 hari	2.120	4.736	*61 - 90 days*
91 - 180 hari	4.971	13.393	*91 - 180 days*
181 - 360 hari	7.524	2.104	*181 - 360 days*
Lebih dari 360 hari	25.408	22.412	*More than 360 days*
Total	82.662	71.467	*Total*
Dikurangi cadangan kerugian penurunan nilai	(22.412)	(22.412)	*Less allowance for impairment losses*
Piutang premi, neto	**60.250**	**49.055**	***Premium receivables, net***

6. PIUTANG HASIL INVESTASI / *6. INVESTMENT INCOME RECEIVABLES*

	31 Desember/ *December 31,* 2021	31 Desember/ *December 31,* 2020	
Kupon obligasi	96.260	92.244	*Bonds interest*
Sewa properti investasi	587	352	*Rental investment property*
Bunga deposito berjangka	442	616	*Time deposit interest*
Saham	96	4	*Shares*
Dividen dari Reksadana	59	-	*Dividend from mutual fund*
Total	**97.444**	**93.216**	***Total***

Pada tanggal pelaporan, manajemen Grup tidak membentuk cadangan penurunan nilai atas piutang hasil investasi karena manajemen Grup berkeyakinan bahwa tidak terdapat bukti objektif penurunan nilai.

As of reporting date, the Group's management has not provided allowance for impairment losses on investment income receivables, as Group's management believes that there is no objective evidence of impairment.

7. ASET REASURANSI, NETO / *7. REINSURANCE ASSETS, NET*

	31 Desember/ *December 31,* 2021	31 Desember/ *December 31,* 2020	
Piutang reasuransi, neto			***Reinsurance receivable, net***
PT Maskapai Reasuransi Indonesia Tbk	59.271	27.571	*PT Maskapai Reasuransi Indonesia Tbk*
PT Reasuransi Nasional Indonesia	48.561	13.996	*PT Reasuransi Nasional Indonesia*
PT Reasuransi Indonesia Utama (Persero)	26.510	29.001	*PT Reasuransi Indonesia Utama (Persero)*
PT Tugu Reasuransi Indonesia	607	607	*PT Tugu Reasuransi Indonesia*
Sub-total	134.949	71.175	*Sub-total*
Cadangan kerugian penurunan nilai	(607)	(607)	*Allowance for impairment losses*
Sub-total piutang reasuransi, neto	134.342	70.568	*Sub-total reinsurance receivables, net*
Aset reasuransi non piutang			***Reinsurance assets non receivables***
Premi yang belum merupakan pendapatan	24.351	42.518	*Unearned premium reserves*
Liabilitas manfaat polis masa depan	243.384	218.414	*Liabilities for future policy benefits*
Estimasi klaim	41.364	2.007	*Estimated claims*
Sub-total aset reasuransi non piutang	309.099	262.939	*Sub-total reinsurance assets non receivables*
Neto	**443.441**	**333.507**	***Net***

Perubahan aset reasuransi non piutang - konvensional	47.615	41.000	*Changes in reinsurance assets non receivables - conventional*
Perubahan aset reasuransi non piutang - syariah	(1.455)	(1.032)	*Changes in reinsurance assets non receivables - sharia*
Total perubahan neto aset reasuransi	**46.160**	**39.968**	***Total net changes in reinsurance assets***

Seluruh aset reasuransi, neto adalah dalam mata uang Rupiah.

All reinsurance assets, net are in Rupiah currency.

7. ASET REASURANSI, NETO (lanjutan)

Rincian piutang reasuransi berdasarkan umur piutang adalah sebagai berikut:

7. REINSURANCE ASSETS, NET (continued)

The details of reinsurance receivable based on aging are as follows:

	31 Desember/ *December 31,* 2021	**31 Desember/ *December 31,* 2020**	
Belum jatuh tempo	57.319	-	*Undue*
Telah jatuh tempo:			*Past due:*
Kurang dari 30 hari	17.644	13.924	*Less than 30 days*
31 - 60 hari	14.836	21.695	*31 - 60 days*
61 - 90 hari	14.421	14.286	*61 - 90 days*
91 - 180 hari	11.952	6.993	*91 - 180 days*
181 - 360 hari	8.486	13.670	*181 - 360 days*
Lebih dari 360 hari	10.291	607	*More than 360 days*
Total	134.949	71.175	*Total*
Cadangan kerugian penurunan nilai	(607)	(607)	*Allowance for impairment losses*
Neto	**134.342**	**70.568**	***Net***

Manajemen Grup berkeyakinan bahwa cadangan kerugian penurunan nilai adalah cukup untuk menutup kerugian yang mungkin timbul dari jumlah yang tidak dapat ditagih.

The Group's management believes that the allowance for impairment losses is adequate to cover possible losses that may arise due to uncollectible amount.

8. UANG MUKA DAN BIAYA DIBAYAR DI MUKA

8. ADVANCES AND PREPAID EXPENSES

	31 Desember/ *December 31,* 2021	**31 Desember/ *December 31,* 2020**	
Lisensi perangkat lunak	8.415	5.309	*Software license*
Uang muka	5.110	4.495	*Advances*
Sewa dibayar di muka	242	477	*Prepaid rent*
Lain-lain	1.471	758	*Others*
Total	**15.238**	**11.039**	***Total***

9. INVESTASI, NETO

9. INVESTMENTS, NET

	31 Desember/ *December 31,* 2021	**31 Desember/ *December 31,* 2020**	
Deposito berjangka	1.008.137	1.009.902	*Time deposits*
Tersedia untuk dijual:			*Available-for-sale:*
Saham	244.876	280.423	*Shares*
Obligasi	5.362.964	5.399.181	*Bonds*
Reksa dana	1.772.983	504.562	*Mutual funds*
Nilai wajar melalui laba rugi:			*Fair value through profit or loss:*
Saham	119.312	158.603	*Shares*
Obligasi	1.280.969	128.488	*Bonds*
Reksa dana	3.462.629	2.687.288	*Mutual funds*
Dimiliki hingga jatuh tempo:			*Held-to-maturities:*
Obligasi*)	1.299.545	1.335.695	*Bonds*)*

9. INVESTASI, NETO (lanjutan)

9. INVESTMENTS, NET (continued)

	31 Desember/ *December 31,* 2021	31 Desember/ *December 31,* 2020	
Penyertaan langsung	3.796	3.796	*Direct placement*
Properti investasi	95.092	114.150	*Investment property*
Total	14.650.303	11.622.088	*Total*
Cadangan kerugian penurunan nilai	-	(758)	*Allowance for impairment losses*
Neto	**14.650.303**	**11.621.330**	***Net***

*) Pada tanggal 31 Desember 2021 dan 2020, memiliki jaminan dalam bentuk obligasi pemerintah (catatan 9g).

*) *As of December 31, 2021 and 2020 the Group has statutory fund in term of government bonds (note 9g).*

Rincian investasi Grup sebagai berikut :

Details of the Group investment is as follows:

a. Deposito berjangka

a. Time deposits

	31 Desember/ *December 31,* 2021	31 Desember/ *December 31,* 2020	
Rupiah - konvensional			***Rupiah - conventional***
PT Bank Rakyat Indonesia (Persero) Tbk	849.968	636.910	*PT Bank Rakyat Indonesia (Persero) Tbk*
PT Bank Raya Indonesia Tbk (dahulu PT Bank Rakyat Indonesia Agroniaga Tbk)	100.969	268.342	*PT Bank Raya Indonesia Tbk (formerly PT Bank Rakyat Indonesia Agroniaga Tbk)*
PT Bank Tabungan Negara (Persero) Tbk	20.000	60.000	*PT Bank Tabungan Negara (Persero) Tbk*
PT Bank Syariah Indonesia (Persero) Tbk (dahulu PT Bank BRISyariah Tbk, PT Bank Syariah Mandiri, dan PT Bank BNI Syariah)	18.700	29.650	*PT Bank Syariah Indonesia Tbk (Persero) (formerly PT Bank BRISyariah Tbk, PT Bank Syariah Mandiri, and PT Bank BNI Syariah)*
PT Bank Negara Indonesia (Persero) Tbk	1.000	6.000	*PT Bank Negara Indonesia (Persero) Tbk*
Sub-total	990.637	1.000.902	*Sub-total*
Rupiah - Syariah			***Rupiah - Sharia***
PT Bank Tabungan Negara (Persero) Tbk - Syariah	17.500	9.000	*PT Bank Tabungan Negara (Persero) Tbk - Syariah*
Total	**1.008.137**	**1.009.902**	***Total***

Suku bunga tahunan deposito berjangka dalam mata uang Rupiah berkisar antara 1,75% sampai dengan 3,37% per tahun untuk tahun yang berakhir pada tanggal 31 Desember 2021 dan antara 2,20% sampai dengan 6,65% per tahun untuk tahun yang berakhir pada tanggal 31 Desember 2020.

The annual interest rates of time deposits in Rupiah currency ranging from 1.75% to 3.37% for the year ended December 31, 2021 and 2.20% to 6.65% for the year ended December 31, 2020.

9. INVESTASI, NETO (lanjutan)

9. INVESTMENTS, NET (continued)

b. Tersedia untuk dijual

b. Available-for-sale

Saham / *Shares*

	Jumlah saham/*Number of shares* (jumlah penuh/*full amount*)		Nilai wajar/*Fair value* (dalam jutaan/*in million*)		
	31 Desember/ *December 31,* 2021	31 Desember/ *December 31,* 2020	31 Desember/ *December 31,* 2021	31 Desember/ *December 31,* 2020	
Rupiah					***Rupiah***
PT Bank Negara Indonesia (Persero) Tbk	4.530.700	4.790.900	30.582	29.584	*PT Bank Negara Indonesia (Persero) Tbk*
PT Bank Central Asia Tbk	4.173.700	1.162.400	30.468	39.347	*PT Bank Central Asia Tbk*
PT Bank Rakyat Indonesia (Persero) Tbk	7.054.913	7.814.000	28.996	32.584	*PT Bank Rakyat Indonesia (Persero) Tbk*
PT Astra International Tbk	3.964.200	3.867.600	22.596	23.302	*PT Astra International Tbk*
PT Bank Tabungan Negara (Persero) Tbk	12.349.800	12.421.200	21.365	21.427	*PT Bank Tabungan Negara (Persero)Tbk*
PT United Tractors Tbk	849.600	926.400	18.819	24.642	*PT United Tractors Tbk*
PT Telekomunikasi Indonesia (Persero) Tbk	4.472.100	5.861.500	18.067	19.401	*PT Telekomunikasi Indonesia (Persero) Tbk*
PT Bank Mandiri (Persero) Tbk	2.558.300	2.783.900	17.972	17.608	*PT Bank Mandiri (Persero) Tbk*
PT Unilever Indonesia Tbk	1.660.300	1.958.900	6.824	14.398	*PT Unilever Indonesia Tbk*
PT Kalbe Farma Tbk	2.749.200	2.754.100	4.440	4.076	*PT Kalbe Farma Tbk*
PT Perusahaan Gas Negara (Persero) Tbk	2.689.800	1.960.900	3.698	3.245	*PT Perusahaan Gas Negara (Persero) Tbk*
PT H.M. Sampoerna Tbk	3.540.000	3.900.000	3.416	5.870	*PT H.M Sampoerna Tbk*
PT Jasa Marga (Persero) Tbk	810.400	812.600	3.152	3.762	*PT Jasa Marga (Persero) Tbk*
PT XL Axiata Tbk	936.100	1.219.700	2.967	3.330	*PT XL Axiata Tbk*
PT Semen Indonesia (Persero) Tbk	393.900	266.800	2.856	3.315	*PT Semen Indonesia (Persero) Tbk*
PT Indofood Sukses Makmur Tbk	445.700	515.900	2.819	3.534	*PT Indofood Sukses Makmur Tbk*
PT Merdeka Copper Gold Tbk	700.000	-	2.723	-	*PT Merdeka Copper Gold Tbk*
PT Wijaya Karya (Persero) Tbk	2.014.849	1.974.149	2.226	3.919	*PT Wijaya Karya (Persero) Tbk*
PT Indofood CBP Sukses Makmur Tbk	230.000	230.000	2.001	2.202	*PT Indofood CBP Sukses Makmur Tbk*
PT Adhi Karya (Persero) Tbk	1.970.400	1.911.400	1.764	2.934	*PT Adhi Karya (Persero) Tbk*
PT Mitra Keluarga Karyasehat Tbk	700.000	700.000	1.582	1.911	*PT Mitra Keluarga Karyasehat Tbk*
PT Aneka Tambang Tbk	700.000	-	1.575	-	*PT Aneka Tambang Tbk*
PT Indocement Tunggal Prakarsa Tbk	130.000	72.000	1.573	1.042	*PT Indocement Tunggal Prakarsa Tbk*
PT Pakuwon Jati Tbk	3.000.000	3.350.000	1.392	1.709	*PT Pakuwon Jati Tbk*
PT Bumi Serpong Damai Tbk	1.348.300	1.248.000	1.362	1.529	*PT Bumi Serpong Damai Tbk*
PT Bukit Asam (Persero) Tbk	500.000	500.000	1.355	1.405	*PT Bukit Asam (Persero) Tbk*
PT Sarana Menara Nusantara Tbk	1.200.000	350.000	1.350	336	*PT Sarana Menara Nusantara Tbk*
PT Waskita Karya (Persero) Tbk	2.221.891	1.109.700	964	1.598	*PT Waskita Karya (Persero) Tbk*
PT Gudang Garam Tbk	30.000	45.000	918	1.845	*PT Gudang Garam Tbk*
PT AKR Corporindo Tbk	200.000	500.000	822	1.590	*PT AKR Corporindo Tbk*
PT Indah Kiat Pulp & Paper Tbk	100.000	60.000	783	626	*PT Indah Kiat Pulp & Paper Tbk*
PT Charoen Pokphand Indonesia Tbk	130.000	-	774	-	*PT Charoen Pokphand Indonesia Tbk*
PT Bukalapak Tbk	1.300.000	-	559	-	*PT Bukalapak Tbk*
PT Media Nusantara Citra Tbk	500.000	-	450	-	*PT Media Nusantara Citra Tbk*
PT Japfa Comfeed Indonesia Tbk	250.000	-	430	-	*PT Japfa Comfeed Indonesia Tbk*
PT Sumber Alfaria Trijaya Tbk	350.000	-	425	-	*PT Sumber Alfaria Trijaya Tbk*
PT Medco Energi International Tbk	900.000	-	419	-	*PT Medco Energi International Tbk*
PT Matahari Putra Prima Tbk	900.000	-	392	-	*PT Matahari Putra Prima Tbk*
PT Adaro Energy Tbk	-	1.110.000	-	1.587	*PT Adaro Energy Tbk*
PT PP London Sumatera Tbk	-	1.000.000	-	1.375	*PT PP London Sumatera Tbk*
PT Surya Citra Media Tbk	-	600.000	-	1.374	*PT Surya Citra Media Tbk*
PT Vale Indonesia Tbk	-	200.000	-	1.020	*PT Vale Indonesia Tbk*
PT Bank Danamon Indonesia Tbk	-	250.000	-	785	*PT Bank Danamon Indonesia Tbk*
PT Merdeka Copper Gold Tbk	-	300.000	-	729	*PT Merdeka Copper Gold Tbk*
PT Ciputra Development Tbk	-	650.000	-	640	*PT Ciputra Development Tbk*
PT Medikaloka Hermina Tbk	-	124.400	-	439	*PT Medikaloka Hermina Tbk*
PT Summarecon Agung Tbk	-	500.000	-	403	*PT Summarecon Agung Tbk*
Total	**72.554.153**	**69.801.449**	**244.876**	**280.423**	***Total***

9. INVESTASI, NETO (lanjutan)

b. Tersedia untuk dijual (lanjutan)

Saham (lanjutan)

Kerugian yang belum direalisasi atas perubahan nilai wajar saham tersedia untuk dijual sebesar Rp74.186 dan Rp63.846 masing-masing untuk tahun yang berakhir pada tanggal-tanggal 31 Desember 2021 dan 2020.

Obligasi

9. INVESTMENTS, NET (continued)

b. Available-for-sale (continued)

Shares (continued)

Unrealized loss gain on changes in fair values of available-for-sale shares amounted to Rp74,186 and Rp63,846, as of December 31, 2021 and 2020, respectively.

Bonds

Penerbit/*Issuer*	Tingkat Bunga/ Bagi Hasil Per Tahun (%) *Annual Interest/ Revenue Sharing Rate (%)*	Tanggal Jatuh Tempo/ *Maturity Date*	Peringkat/*Rating* 31 Desember/ *December 31,* 2021	Peringkat/*Rating* 31 Desember/ *December 31,* 2020	Nilai wajar/*Fair value* 31 Desember/ *December 31,* 2021	Nilai wajar/*Fair value* 31 Desember/ *December 31,* 2020
Rupiah						
Obligasi Pemerintah/*Government Bonds*)*						
FR0072	8,25	15 Mei 2036/ *May 15, 2036*	-	-	797.925	59.029
FR0080	7,50	15 Juni 2035/ *June 15, 2035*	-	-	430.498	113.300
FR0073	8,75	15 Mei 2031/ *May 15, 2031*	-	-	296.751	18.889
FR0068	8,38	15 Maret 2034/ *March 15, 2034*	-	-	282.812	161.626
FR0074	7,38	15 Agustus 2023/ *August 15, 2023*	-	-	202.958	424.072
FR0079	8,38	15 April 2039/ *April 15, 2039*	-	-	186.401	-
PBS012	8,88	15 November 2031/ *November 15, 2031*	-	-	166.798	193.696
FR0075	7,50	15 Mei 2038/ *May 15, 2038*	-	-	151.479	1.515
FR0056	8,38	15 September 2026/ *September 15, 2026*	-	-	123.143	51.615
PBS011	8,75	15 Agustus 2023/ *August 15, 2023*	-	-	119.040	121.788
FR0063	5,63	15 Mei 2023/ *May 15, 2023*	-	-	114.481	-
PBS017	6,13	15 Oktober 2025/ *October 15, 2025*	-	-	60.779	60.110
FR0065	6,63	15 Mei 2033/ *May 15, 2033*	-	-	54.487	168.243
FR0082	7,00	15 September 2030/ *September 15, 2030*	-	-	47.806	38.819
FR0070	8,38	15 Maret 2024/ *March 15, 2024*	-	-	27.243	38.716
FR0088	6,25	15 Juni 2036/ *June 15, 2036*	-	-	24.481	-

*) Obligasi pemerintah tidak diperingkat

**) Government bonds are unrated*

9. INVESTASI, NETO (lanjutan)

b. Tersedia untuk dijual (lanjutan)

Obligasi (lanjutan)

9. INVESTMENTS, NET (continued)

b. Available-for-sale (continued)

Bonds (continued)

Penerbit/*Issuer*	Tingkat Bunga/ Bagi Hasil Per Tahun (%) *Annual Interest/ Revenue Sharing Rate (%)*	Tanggal Jatuh Tempo/ *Maturity Date*	Peringkat/*Rating* 31 Desember/ *December 31,* 2021	Peringkat/*Rating* 31 Desember/ *December 31,* 2020	Nilai wajar/*Fair value* 31 Desember/ *December 31,* 2021	Nilai wajar/*Fair value* 31 Desember/ *December 31,* 2020
Rupiah (lanjutan/*continued*)						
Obligasi Pemerintah/*Government Bonds*)*						
FR0092	7,13	15 Juni 2042/ *June 15, 2042*	-	-	22.554	-
FR0059	7,00	15 Mei 2027/ *May 15, 2027*	-	-	21.480	107.240
PBS003	6,00	15 Januari 2027/ *January 15, 2027*	-	-	19.613	19.077
FR0042	10,25	15 Juli 2027/ *July 15, 2027*	-	-	14.419	87.836
PBS025	8,38	15 Mei 2033/ *May 15, 2033*	-	-	14.046	14.012
PBS004	6,10	15 Februari 2037/ *February 15, 2037*	-	-	13.639	13.349
FR0047	10,00	15 Februari 2028/ *February 15, 2028*	-	-	13.409	79.354
PBS023	8,13	15 Mei 2030/ *May 15, 2030*	-	-	12.166	12.536
FR0086	5,50	15 April 2026/ *April 15, 2026*	-	-	10.167	-
PBS026	6,63	15 Oktober 2024/ *October 15, 2024*	-	-	10.011	9.953
FR0044	10,00	15 September 2024/ *September 15, 2024*	-	-	9.144	9.354
IFR0006	10,25	15 Maret 2030/ *March 15, 2030*	-	-	8.197	8.386
FR0091	6,38	15 April 2032/ *April 15, 2032*	-	-	7.058	-
FR0040	11,00	15 September 2025/ *September 15, 2025*	-	-	6.038	169.485
PBS007	9,00	15 September 2040/ *September 15, 2040*	-	-	5.936	6.108
PBS019	8,25	15 September 2023/ *September 15, 2023*	-	-	5.268	5.351
FR0064	6,13	15 Mei 2028/ *May 15, 2028*	-	-	5.089	155.462
PBS022	8,63	15 April 2034/ *April 15, 2034*	-	-	2.764	2.853
FR0083	7,50	15 April 2040/ *April 15, 2040*	-	-	2.616	-
PBS029	6,38	15 Maret 2034/ *March 15, 2034*	-	-	2.009	-

*) Obligasi pemerintah tidak diperingkat

**) Government bonds are unrated*

9. INVESTASI, NETO (lanjutan)

b. Tersedia untuk dijual (lanjutan)

Obligasi (lanjutan)

9. INVESTMENTS, NET (continued)

b. Available-for-sale (continued)

Bonds (continued)

Penerbit/*Issuer*	Tingkat Bunga/ Bagi Hasil Per Tahun (%) *Annual Interest/ Revenue Sharing Rate (%)*	Tanggal Jatuh Tempo/ *Maturity Date*	Peringkat/*Rating* 31 Desember/ *December 31,* 2021	Peringkat/*Rating* 31 Desember/ *December 31,* 2020	Nilai wajar/*Fair value* 31 Desember/ *December 31,* 2021	Nilai wajar/*Fair value* 31 Desember/ *December 31,* 2020
Rupiah (lanjutan/*continued*)						
Obligasi Pemerintah/*Government Bonds*)*						
PBS021	8,50	15 November 2026/ *November 15, 2026*	-	-	1.141	1.147
FR0078	8,25	15 Mei 2029/ *May 15, 2029*	-	-	1.116	138.969
PBS028	7,75	15 Oktober 2046/ *October 15, 2046*	-	-	1.109	1.074
PBS005	6,75	15 April 2043/ *April 15, 2043*	-	-	701	710
FR0052	10,50	15 Agustus 2030/ *August 15, 2030*	-	-	-	190.474
FR0058	8,25	15 Juni 2032/ *June 15, 2032*	-	-	-	135.958
FR0071	9,00	15 Maret 2029/ *March 15, 2029*	-	-	-	35.681
FR0054	9,50	15 Juli 2031/ *July 15, 2031*	-	-	-	24.875
PBS014	6,50	15 Mei 2021/ *May 15, 2021*	-	-	-	4.088
Obligasi Berkelanjutan I Semen Indonesia Tahap I Tahun 2017	8,60	20 Juni 2022/ *June 20, 2022*	idAA+	idAA	141.974	142.853
Obligasi Berkelanjutan IV Adira Finance Tahap III Tahun 2018 Seri D	9,00	16 Agustus 2022/ *August 16, 2022*	idAAA	idAAA	123.885	125.641
Obligasi Berkelanjutan I Semen Indonesia Tahap II Tahun 2019 Seri A	9,00	28 Mei 2024/ *May 28, 2024*	idAA+	idAA	84.686	82.455
Obligasi Berkelanjutan V Sarana Multigriya Finansial Tahap III Tahun 2020 Seri B	7,50	18 Februari 2025/ *February 18, 2025*	idAAA	idAAA	63.492	51.002
Obligasi Berkelanjutan II PTPP Tahap II Tahun 2019 Seri A	8,25	27 November 2022/ *November 27, 2022*	idA	idA+	60.448	60.078
Obligasi Berkelanjutan II Bank BRI Tahap I Tahun 2016 Seri E	8,90	1 Desember 2026/ *December 1, 2026*	idAAA	idAAA	55.456	42.882
Obligasi Berkelanjutan II Indosat Tahap III Tahun 2018 Seri E	8,70	3 Mei 2028/ *May 3, 2028*	idAAA	idAAA	49.329	10.592
Obligasi Berkelanjutan I Aneka Gas Industri Tahap III Tahun 2019 Seri A	11,00	19 Maret 2022/ *March 19, 2022*	idA-	idA-	43.089	71.540
Obligasi I Perusahaan Pengelola Aset Tahun 2020 Seri A	9,95	1 September 2023/ *September 1, 2023*	idAA	-	42.820	-
Obligasi PLN XII Tahun 2010 Seri B	10,40	8 Juli 2022/ *July 8, 2022*	idAAA	idAAA	42.423	43.672
Obligasi Subordinasi Berkelanjutan II Bank Panin Tahap II Tahun 2017	10,25	17 Maret 2024/ *March 17, 2024*	idA+	idA+	40.297	40.183

*) Obligasi pemerintah tidak diperingkat

**) Government bonds are unrated*

9. INVESTASI, NETO (lanjutan)

b. Tersedia untuk dijual (lanjutan)

Obligasi (lanjutan)

9. INVESTMENTS, NET (continued)

b. Available-for-sale (continued)

Bonds (continued)

Penerbit/*Issuer*	Tingkat Bunga/ Bagi Hasil Per Tahun (%) *Annual Interest/ Revenue Sharing Rate (%)*	Tanggal Jatuh Tempo/ *Maturity Date*	Peringkat/*Rating* 31 Desember/ *December 31,* 2021	Peringkat/*Rating* 31 Desember/ *December 31,* 2020	Nilai wajar/*Fair value* 31 Desember/ *December 31,* 2021	Nilai wajar/*Fair value* 31 Desember/ *December 31,* 2020
Rupiah (lanjutan/*continued*)						
Obligasi Berkelanjutan III Bank BRI Tahap I Tahun 2019 Seri B	7,60	7 November 2022/ *November 7, 2022*	idAAA	idAAA	38.709	38.573
Obligasi Berkelanjutan III PNM Tahap II Tahun 2019 Seri A	8,40	28 November 2022/ *November 28, 2022*	idAA	idA+	37.987	37.407
Obligasi Berkelanjutan Indonesia Eximbank IV Tahap VII Tahun 2019 Seri D	8,50	29 Oktober 2026/ *October 29, 2026*	idAAA	idAAA	32.775	31.305
Obligasi Berkelanjutan Indonesia Eximbank IV Tahap VII Tahun 2019 Seri E	8,75	29 Oktober 2029/ *October 29, 2029*	idAAA	idAAA	32.683	30.339
Obligasi Berkelanjutan II Sarana Multi Infrastruktur Tahap V Tahun 2020 Seri B	6,70	11 Desember 2025/ *December 11, 2025*	idAAA	idAAA	31.087	20.182
Obligasi Berkelanjutan IV Adira Finance Tahap V Tahun 2019 Seri B	8,60	16 April 2022/ *April 16, 2022*	idAAA	idAAA	30.450	31.050
Obligasi Berkelanjutan IV BFI Finance Indonesia Tahap II Tahun 2019 Seri B	10,50	22 Februari 2022/ *February 22, 2022*	idA+	idA+	30.190	31.059
Obligasi Berkelanjutan I Bank Mandiri Tahap II Tahun 2017 Seri C	8,56	15 Juni 2027/ *June 15, 2027*	idAAA	-	27.440	-
Obligasi Berkelanjutan II Indosat Tahap II Tahun 2017 Seri E	8,65	9 November 2027/ *November 9, 2027*	idAAA	idAAA	27.401	5.205
Obligasi Berkelanjutan Indonesia Eximbank IV Tahap IV Tahun 2019 Seri E	9,50	23 April 2029/ *April 23, 2029*	idAAA	idAAA	26.117	25.419
Sukuk Mudharabah Subordinasi I Bank BRIsyariah Tahun 2016	9,25	16 November 2023/ *November 16, 2023*	idA+(sy)	idA(sy)	25.717	26.459
Obligasi Subordinasi Berkelanjutan II Bank Maybank Indonesia Tahap II Tahun 2016	9,63	10 Juni 2023/ *June 10, 2023*	idAA	idAA	24.365	24.311
Obligasi Berkelanjutan I Indosat Tahap III Tahun 2015 Seri D	11,20	8 Desember 2025/ *December 8, 2025*	idAAA	idAAA	23.723	23.336
Obligasi Berkelanjutan III PLN Tahap II Tahun 2018 Seri B	9,00	10 Oktober 2025/ *October 10, 2025*	idAAA	idAAA	22.161	21.513
Obligasi Berkelanjutan III Bank BTN Tahap II Tahun 2019 Seri C	9,00	28 Juni 2024/ *June 28, 2024*	idAA+	idAA+	21.689	21.207
Obligasi Berkelanjutan II Sarana Multi Infrastruktur Tahap III Tahun 2019 Seri D	8,30	30 Oktober 2026/ *October 30, 2026*	idAAA	idAAA	21.684	20.877
Obligasi Subordinasi Berkelanjutan I Bank UOB Indonesia Tahap II Tahun 2017	9,25	17 Oktober 2024/ *October 17, 2024*	idAA	idAA	21.541	21.059
Obligasi Berkelanjutan II Bank BRI Tahap III Tahun 2017 Seri C	8,25	24 Agustus 2024/ *August 24, 2024*	idAAA	idAAA	21.505	20.953
Obligasi Berkelanjutan V Sarana Multigriya Finansial Tahap II Tahun 2019 Seri B	8,10	28 Agustus 2024/ *August 28, 2024*	idAAA	idAAA	21.433	21.102
Obligasi II Kereta Api Indonesia Tahun 2019 Seri B	8,20	13 Desember 2026/ *December 13, 2026*	idAA+	idAA+	21.309	20.396

9. INVESTASI, NETO (lanjutan)

b. Tersedia untuk dijual (lanjutan)

Obligasi (lanjutan)

9. INVESTMENTS, NET (continued)

b. Available-for-sale (continued)

Bonds (continued)

Penerbit/*Issuer*	Tingkat Bunga/ Bagi Hasil Per Tahun (%) *Annual Interest/ Revenue Sharing Rate (%)*	Tanggal Jatuh Tempo/ *Maturity Date*	Peringkat/*Rating* 31 Desember/ *December 31,* 2021	Peringkat/*Rating* 31 Desember/ *December 31,* 2020	Nilai wajar/*Fair value* 31 Desember/ *December 31,* 2021	Nilai wajar/*Fair value* 31 Desember/ *December 31,* 2020
Rupiah (lanjutan/*continued*)						
Obligasi Berkelanjutan III PLN Tahap VI Tahun 2020 Seri C	8,00	18 Februari 2030/ *February 18, 2030*	idAAA	idAAA	20.830	20.179
Obligasi Berkelanjutan IV Mandiri Tunas Finance Tahap II Tahun 2019 Seri A	8,90	26 Juli 2022/ *July 26, 2022*	idAA+	idAA+	20.590	20.656
Obligasi Berkelanjutan II Bank Panin Tahap III Tahun 2018	7,60	27 Februari 2023/ *February 27, 2023*	idAA	idAA	20.559	20.231
Obligasi Berkelanjutan Indonesia Eximbank IV Tahap V Tahun 2019 Seri B	8,45	9 Juli 2022/ *July 9, 2022*	idAAA	idAAA	20.496	20.740
Obligasi Berkelanjutan II PLN Tahap III Tahun 2018 Seri C	7,25	22 Februari 2028/ *February 22, 2028*	idAAA	idAAA	20.495	19.607
Obligasi Berkelanjutan II Pupuk Indonesia Tahap II Tahun 2021 Seri C	7,20	10 Maret 2028/ *March 10, 2028*	idAAA	idAAA	20.432	-
Obligasi I BRI Agro Tahun 2017 Seri B	8,50	7 Juli 2022/ *July 7, 2022*	idAA	idAA	20.415	20.564
Obligasi Berkelanjutan Indonesia Eximbank IV Tahap V Tahun 2019 Seri D	9,20	9 Juli 2026/ *July 9, 2026*	idAAA	idAAA	20.358	19.808
Obligasi Berkelanjutan IV PNM Tahap I Tahun 2021 Seri B	5,50	10 Desember 2024/ *December 10, 2024*	idAA	-	20.047	-
Obligasi Berkelanjutan III Waskita Karya Tahap IV Tahun 2019 Seri B	9,75	16 Mei 2024/ *May 16, 2024*	idBBB	idBBB	18.762	18.309
Obligasi I Angkasa Pura II Tahun 2016 Seri C	9,00	30 Juni 2026/ *June 30, 2026*	idAA+	idAAA	17.596	17.227
Sukuk Ijarah Berkelanjutan I Aneka Gas Industri Tahap III Tahun 2019	11,00	19 Maret 2022/ *March 19, 2022*	idA-(sy)	idA-(sy)	17.132	17.562
Obligasi I Perusahaan Pengelolaan Aset Tahun 2020 Seri B	10,55	1 September 2025/ *September 1, 2025*	idAA	-	16.854	-
Obligasi Berkelanjutan III PLN Tahap III Tahun 2019 Seri B	9,10	19 Februari 2024/ *February 19, 2024*	idAAA	idAAA	16.631	16.849
Obligasi Berkelanjutan II Bank BRI Tahap II Tahun 2017 Seri D	8,80	11 April 2027/ *April 11, 2027*	idAAA	-	16.589	-
Obligasi Berkelanjutan Indonesia Eximbank III Tahap V Tahun 2017 Seri C	8,25	15 Agustus 2024/ *August 15, 2024*	idAAA	idAAA	15.221	13.591
Obligasi I Angkasa Pura I Tahun 2016 Seri C	8,55	22 November 2026/ *November 22, 2026*	idAA+	idAAA	13.869	10.507
Obligasi Berkelanjutan III PNM Tahap I Tahun 2019 Seri A	9,50	28 Mei 2022/ *May 28, 2022*	idAA	idA+	13.304	30.823
Sukuk Wakalah Medco Power Indonesia II Tahun 2019 Seri A	10,00	23 Mei 2022/ *May 23, 2022*	idA(sy)	idA(sy)	11.756	11.952
Obligasi Berkelanjutan I Bank Mandiri Tahap I Tahun 2016 Seri C	8,65	30 September 2026/ *September 30, 2026*	idAAA	idAAA	11.559	551
Sukuk Ijarah Berkelanjutan III PLN Tahap IV Tahun 2019 Seri B	8,50	1 Agustus 2026/ *August 1, 2026*	idAAA(sy)	idAAA(sy)	10.927	10.539

9. INVESTASI, NETO (lanjutan)

b. Tersedia untuk dijual (lanjutan)

Obligasi (lanjutan)

9. INVESTMENTS, NET (continued)

b. Available-for-sale (continued)

Bonds (continued)

Penerbit/*Issuer*	Tingkat Bunga/ Bagi Hasil Per Tahun (%) *Annual Interest/ Revenue Sharing Rate (%)*	Tanggal Jatuh Tempo/ *Maturity Date*	Peringkat/*Rating* 31 Desember/ *December 31,* 2021	Peringkat/*Rating* 31 Desember/ *December 31,* 2020	Nilai wajar/*Fair value* 31 Desember/ *December 31,* 2021	Nilai wajar/*Fair value* 31 Desember/ *December 31,* 2020
Rupiah (lanjutan/*continued*)						
Obligasi Berkelanjutan II Sarana Multi Infrastruktur Tahap II Tahun 2019 Seri D	8,50	28 Agustus 2026/ *August 28, 2026*	idAAA	idAAA	10.927	10.538
Obligasi Berkelanjutan Indonesia Eximbank IV Tahap VI Tahun 2019 Seri D	8,50	3 September 2026/ *September 3, 2026*	idAAA	idAAA	10.926	10.537
Obligasi Berkelanjutan I Angkasa Pura II Tahap II Tahun 2020 Seri D	9,25	13 Agustus 2030/ *August 13, 2030*	idAA+	-	10.888	-
Obligasi Berkelanjutan III PLN Tahap V Tahun 2019 Seri B	8,40	1 Oktober 2026/ *October 1, 2026*	idAAA	idAAA	10.842	10.546
Obligasi Berkelanjutan Indonesia Eximbank IV Tahap V Tahun 2019 Seri C	8,70	9 Juli 2024/ *July 9, 2024*	idAAA	idAAA	10.841	10.611
Obligasi Berkelanjutan Indonesia Eximbank IV Tahap VIII Tahun 2019 Seri C	8,20	6 Desember 2026/ *December 6, 2026*	idAAA	idAAA	10.797	15.060
Sukuk Mudharabah Berkelanjutan I Bank CIMB Niaga Tahap II Tahun 2019 Seri C	8,25	21 Agustus 2024/ *August 21, 2024*	idAAA(sy)	idAAA(sy)	10.751	10.471
Obligasi Berkelanjutan I Chandra Asri Petrochemical Tahap II Tahun 2018 Seri C	9,00	1 Maret 2025/ *March 1, 2025*	idAA-	idAA-	10.640	10.555
Obligasi Berkelanjutan I AKR Corporindo Tahap I Tahun 2017 Seri C	9,00	7 Juli 2024/ *July 7, 2024*	idAA-	idAA-	10.614	10.372
Obligasi II Kereta Api Indonesia Tahun 2019 Seri A	7,75	13 Desember 2024/ *December 13, 2024*	idAA+	idAA+	10.573	10.088
Obligasi Berkelanjutan III PLN Tahap VI Tahun 2020 Seri B	7,70	18 Februari 2027/ *February 18, 2027*	idAAA	idAAA	10.555	10.132
Obligasi Berkelanjutan II Indosat Tahap III Tahun 2018 Seri C	7,65	3 Mei 2023/ *May 3, 2023*	idAAA	idAAA	10.419	10.296
Obligasi Berkelanjutan PLN Tahap II Tahun 2017 Seri D	8,70	3 November 2032/ *November 3, 2032*	idAAA	idAAA	10.393	10.608
Obligasi Berkelanjutan I Indonesia Infrastructure Finance Tahap II Tahun 2020 Seri B	6,65	21 Oktober 2023/ *October 21, 2023*	idAAA	-	10.343	-
Obligasi Berkelanjutan I Indonesia Infrastructure Finance Tahap I Tahun 2019 Seri B	7,75	18 Maret 2022/ *March 18, 2022*	idAAA	idAAA	10.332	10.326
Obligasi Indosat VIII Tahun 2012 Seri B	8,88	27 Juni 2022/ *June 27, 2022*	idAAA	idAAA	10.251	10.444
Obligasi Berkelanjutan I Bank Danamon Tahap I Tahun 2019 Seri B	8,55	24 Mei 2022/ *May 24, 2022*	idAAA	idAAA	10.198	10.303
Obligasi Berkelanjutan I Aneka Gas Industri Tahap II Tahun 2017 Seri B	9,90	5 Desember 2022/ *December 5, 2022*	idA-	idA-	10.162	10.224
Obligasi Berkelanjutan II Adhi Karya Tahap II Tahun 2019 Seri B	9,75	25 Juni 2024/ *June 25, 2024*	idA-	idA-	10.148	10.104
Obligasi Berkelanjutan II Wijaya Karya Tahap I Tahun 2021 Seri A	8,25	8 September 2024/ *September 8, 2024*	idA	-	10.147	-

9. INVESTASI, NETO (lanjutan)

9. INVESTMENTS, NET (continued)

b. Tersedia untuk dijual (lanjutan)

b. Available-for-sale (continued)

Obligasi (lanjutan)

Bonds (continued)

Penerbit/*Issuer*	Tingkat Bunga/ Bagi Hasil Per Tahun (%) *Annual Interest/ Revenue Sharing Rate (%)*	Tanggal Jatuh Tempo/ *Maturity Date*	Peringkat/*Rating* 31 Desember/ *December 31,* 2021	Peringkat/*Rating* 31 Desember/ *December 31,* 2020	Nilai wajar/*Fair value* 31 Desember/ *December 31,* 2021	Nilai wajar/*Fair value* 31 Desember/ *December 31,* 2020
Rupiah (lanjutan/*continued*)						
Obligasi Berkelanjutan Indonesia Eximbank III Tahap IV Tahun 2017 Seri C	8,90	23 Februari 2022/ *February 23, 2022*	idAAA	idAAA	10.081	10.353
Obligasi Berkelanjutan VI Sarana Multigriya Finansial Tahap II Tahun 2021	6,00	17 November 2026/ *November 17, 2026*	idAAA	-	10.081	-
Obligasi Subordinasi IDR Bank KEB Hana I Tahun 2016	9,95	21 Desember 2023/ *December 21, 2023*	idAA	idAA	9.708	9.630
Obligasi Berkelanjutan III PLN Tahap III Tahun 2019 Seri D	9,60	19 Februari 2029/ *February 19, 2029*	idAAA	-	9.131	-
Obligasi Berkelanjutan III PLN Tahap VII Tahun 2020 Seri D	9,10	6 Mei 2030/ *May 6, 2030*	idAAA	-	9.008	-
Sukuk Ijarah Berkelanjutan II PLN Tahap III Tahun 2018 Seri B	7,25	22 Februari 2028/ *February 22, 2028*	idAAA(sy)	idAAA(sy)	8.198	7.843
Obligasi Berkelanjutan I Hutama Karya Tahap I Tahun 2016	9,60	21 Desember 2026/ *December 21, 2026*	idAAA	-	7.879	-
Obligasi Berkelanjutan I Chandra Asri Petrochemical Tahap I Tahun 2017 Seri B	9,10	12 Desember 2022/ *December 12, 2022*	idAA-	idAA-	7.571	7.599
Obligasi Berkelanjutan Indonesia Eximbank IV Tahap I Tahun 2018 Seri C	8,30	6 Juni 2025/ *June 6, 2025*	idAAA	idAAA	7.548	7.338
Sukuk Ijarah Berkelanjutan I Aneka Gas Industri Tahap II Tahun 2017 Seri B	9,90	5 Desember 2022/ *December 5, 2022*	idA-(sy)	idA-(sy)	7.116	7.187
Sukuk Mudharabah Berkelanjutan I PNM Tahap I Tahun 2021 Seri A	6,00	18 Juli 2022/ *July 18, 2022*	idAA(sy)	-	6.497	-
Obligasi Berkelanjutan II PLN Tahap III Tahun 2018 Seri E	8,75	22 Februari 2038/ *February 22, 2038*	idAAA	idAAA	6.321	7.658
Obligasi Berkelanjutan I Indah Kiat Pulp & Paper Tahap IV Tahun 2021 Seri B	9,50	23 Maret 2024/ *March 23, 2024*	idA+	-	6.005	-
Sukuk Ijarah Berkelanjutan III PLN Tahap II Tahun 2018 Seri B	9,00	10 Oktober 2025/ *October 10, 2025*	idAAA(sy)	idAAA(sy)	5.540	5.378
Sukuk Mudharabah Berkelanjutan I Sarana Multi Infrastruktur Tahap III Tahun 2019 Seri D	8,55	28 Agustus 2026/ *August 28, 2026*	idAAA(sy)	idAAA(sy)	5.453	5.280
Obligasi Berkelanjutan I PLN Tahap II Tahun 2013 Seri B	9,60	10 Desember 2023/ *December 10, 2023*	idAAA	idAAA	5.448	5.408
Obligasi I Marga Lingkar Jakarta Tahun 2017 Seri D	8,70	8 November 2027/ *November 8, 2027*	idAAA	-	5.418	-
Obligasi Berkelanjutan II Bank BRI Tahap IV Tahun 2018 Seri B	6,90	21 Februari 2025/ *February 21, 2025*	idAAA	idAAA	5.255	4.993
Sukuk Ijarah Berkelanjutan II PLN Tahap II Tahun 2017 Seri C	8,70	3 November 2032/ *November 3, 2032*	idAAA(sy)	-	5.246	-
Obligasi Subordinasi Berkelanjutan I Bank Central Asia Tahap I 2018 Seri A	7,75	5 Juli 2025/ *July 5, 2025*	idAA	idAA	5.135	4.979
Sukuk Ijarah Berkelanjutan I Timah Tahap II Tahun 2019	8,75	15 Agustus 2024/ *August 15, 2024*	idA(sy)	idA(sy)	5.044	4.955

9. INVESTASI, NETO (lanjutan)

b. Tersedia untuk dijual (lanjutan)

Obligasi (lanjutan)

9. INVESTMENTS, NET (continued)

b. Available-for-sale (continued)

Bonds (continued)

Penerbit/*Issuer*	Tingkat Bunga/ Bagi Hasil Per Tahun (%) *Annual Interest/ Revenue Sharing Rate (%)*	Tanggal Jatuh Tempo/ *Maturity Date*	Peringkat/*Rating* 31 Desember/ *December 31,* 2021	Peringkat/*Rating* 31 Desember/ *December 31,* 2020	Nilai wajar/*Fair value* 31 Desember/ *December 31,* 2021	Nilai wajar/*Fair value* 31 Desember/ *December 31,* 2020
Rupiah (lanjutan/*continued*)						
Obligasi Berkelanjutan I Bank Mandiri Tahap II Tahun 2017 Seri A	8,00	15 Juni 2022/ *June 15, 2022*	idAAA	idAAA	4.844	4.891
Obligasi Berkelanjutan Indonesia Eximbank IV Tahap III Tahun 2018 Seri D	9,75	8 November 2025/ *November 8, 2025*	idAAA	idAAA	4.513	4.425
Obligasi Berkelanjutan Indonesia Eximbank IV Tahap IV Tahun 2019 Seri C	8,90	23 April 2024/ *April 23, 2024*	idAAA	idAAA	4.502	2.109
Obligasi Berkelanjutan I Telkom Tahap I Tahun 2015 Seri A	9,93	23 Juni 2022/ *June 23, 2022*	idAAA	idAAA	4.124	4.242
Obligasi I Perusahaan Pengelola Aset Tahun 2020 Seri C	11,00	1 September 2027/ *September 1, 2027*	idAA	-	4.064	-
Sukuk Ijarah PLN V Tahun 2010 Seri B	10,40	8 Juli 2022/ *July 8, 2022*	idAAA(sy)	idAAA(sy)	3.104	3.195
Sukuk Mudharabah Berkelanjutan I Indah Kiat Pulp & Paper Tahap I Tahun 2021 Seri B	9,25	30 September 2024/ *September 30, 2024*	idA+(sy)	-	3.038	-
Sukuk Ijarah Berkelanjutan III PLN Tahap V Tahun 2019 Seri A	7,90	1 Oktober 2024/ *October 1, 2024*	idAAA(sy)	idAAA(sy)	2.669	2.589
Obligasi Berkelanjutan III PLN Tahap IV Tahun 2019 Seri C	8,70	1 Agustus 2029/ *August 1, 2029*	idAAA	idAAA	2.176	2.112
Obligasi Berkelanjutan I Hutama Karya Tahap II Tahun 2017	8,07	6 Juni 2027/ *June 6, 2027*	idAAA	idAAA	2.143	2.029
Obligasi Berkelanjutan Indonesia Eximbank III Tahap III Tahun 2016 Seri D	8,50	22 November 2023/ *November 22, 2023*	idAAA	idAAA	2.136	2.104
Obligasi Berkelanjutan I Pupuk Indonesia Tahap II Tahun 2017 Seri B	7,90	9 November 2022/ *November 9, 2022*	idAAA	-	2.065	-
Sukuk Ijarah Jangka Menengah PT Jasamarga Pandaan Tol Tahun 2019 Seri A	8,50	17 Juli 2022/ *July 17, 2022*	idA+(sy)	-	2.012	-
Obligasi Berkelanjutan III SMART Tahap I Tahun 2021 Seri B	8,75	10 Juni 2024/ *June 10, 2024*	idA+	-	1.805	-
Obligasi Berkelanjutan I Pupuk Indonesia Tahap I Tahun 2017 Seri B	8,60	12 Juli 2024/ *July 12, 2024*	idAAA	idAAA	1.623	1.590
Obligasi I Pelindo IV Tahun 2018 Seri A	8,00	4 Juli 2023/ *July 4, 2023*	idAAA	-	1.563	-
Obligasi Berkelanjutan I Indah Kiat Pulp & Paper Tahap III Tahun 2020 Seri B	10,00	11 Desember 2023/ *December 11, 2023*	idA+	idA+	1.302	2.500
EBA Bahana Bukopin - Kumpulan Tagihan Kredit Pensiunan Yang Dialihkan Kelas A1	9,25	4 September 2022/ *September 4, 2022*	idAAA	idAAA	1.229	2.659
Obligasi Berkelanjutan Indonesia Eximbank III Tahap VI Tahun 2018 Seri B	6,70	14 Februari 2023/ *February 14, 2023*	idAAA	idAAA	1.130	1.111
Sukuk Ijarah Berkelanjutan III Indosat Tahap II Tahun 2019 Seri C	9,25	23 Juli 2024/ *July 23, 2024*	idAAA(sy)	-	1.089	-

9. INVESTASI, NETO (lanjutan)

b. Tersedia untuk dijual (lanjutan)

Obligasi (lanjutan)

9. INVESTMENTS, NET (continued)

b. Available-for-sale (continued)

Bonds (continued)

Penerbit/*Issuer*	Tingkat Bunga/ Bagi Hasil Per Tahun (%) *Annual Interest/ Revenue Sharing Rate (%)*	Tanggal Jatuh Tempo/ *Maturity Date*	Peringkat/*Rating* 31 Desember/ *December 31,* 2021	Peringkat/*Rating* 31 Desember/ *December 31,* 2020	Nilai wajar/*Fair value* 31 Desember/ *December 31,* 2021	Nilai wajar/*Fair value* 31 Desember/ *December 31,* 2020
Rupiah (lanjutan/*continued*)						
Obligasi I Kereta Api Indonesia Tahun 2017 Seri A	7,75	21 November 2022/ *November 21, 2022*	idAA+	idAA+	1.030	1.030
Obligasi Berkelanjutan I Hutama Karya Tahap III Tahun 2017 Seri A	7,80	26 September 2022/ *September 26, 2022*	idAAA	-	1.016	-
Sukuk Mudharabah Oki Pulp & Paper Mills I Tahun 2021 Seri A	7,25	18 Juli 2022/ *July 18, 2022*	idA+(sy)	-	998	-
Obligasi Berkelanjutan Indonesia Eximbank IV Tahap IV Tahun 2019 Seri D	9,25	23 April 2026/ *April 23, 2026*	idAAA	idAAA	997	322
Obligasi Berkelanjutan II SMART Tahap I Tahun 2020 Seri A	8,50	3 April 2023/ *April 3, 2023*	idA+	idA+	200	8.072
Obligasi Berkelanjutan IV Sarana Multigriya Finansial Tahap VII Tahun 2019 Seri B	8,80	12 Februari 2022/ *February 12, 2022*	idAAA	-	103	-
Obligasi Berkelanjutan I Bank BRI Tahap II Tahun 2016 Seri C	9,60	4 Februari 2021/ *February 4, 2021*	-	idAAA	-	175.738
Surat Berharga Perpetual I Wika Tahap III Tahun 2018 Seri D	9,00	28 Desember 2021/ *December 28, 2021*	-	idA-	-	101.248
Obligasi Berkelanjutan I Timah Tahap II Tahun 2019 Seri A	8,50	15 Agustus 2022/ *August 15, 2022*	-	idA	-	74.461
Obligasi Berkelanjutan I Waskita Beton Precast Tahap II Tahun 2019	9,75	30 Oktober 2022/ *October 30, 2022*	-	idBBB-	-	53.949
Obligasi Subordinasi Berkelanjutan II Bank Permata Tahap II Tahun 2014	11,75	24 Oktober 2021/ *October 24, 2021*	-	idAA	-	36.686
Obligasi Berkelanjutan I Waskita Beton Precast Tahap I Tahun 2019	9,95	5 Juli 2022/ *July 5, 2022*	-	idBBB-	-	32.667
Obligasi berkelanjutan I Bank DKI Tahap I Tahun 2016	9,25	30 Juni 2021/ *June 30, 2021*	-	idAA-	-	31.489
Obligasi Subordinasi Berkelanjutan II Bank BII tahun 2014	11,35	8 Juli 2021/ *July 8, 2021*	-	idAA	-	30.855
Obligasi Berkelanjutan IV Adira Finance Tahap III Tahun 2018 Seri	8,50	16 Agustus 2021/ *August 16, 2021*	-	idAAA	-	30.589
Obligasi Berkelanjutan II Mandiri Tunas Finance Tahap II Tahun 2016 Seri B	9,25	1 Juni 2021/ *June 1, 2021*	-	idAA+	-	30.480
Obligasi Subordinasi I Bank UOB Indonesia Tahun 2014	11,35	28 Mei 2021/ *May 28, 2021*	-	idAA	-	28.641
Sukuk Mudharabah Lontar Papyrus Pulp & Paper Industry I Tahun 2018 Seri A	10,00	10 Oktober 2021/ *October 10, 2021*	-	idA(sy)	-	25.340
Obligasi Berkelanjutan III WOM Finance Tahap II Tahun 2019 Seri B	9,15	29 Mei 2021/ *May 29, 2021*	-	idAA-	-	25.323
Obligasi Berkelanjutan I Aneka Tambang Tahap I Tahun 2011 Seri B	9,05	14 Desember 2021/ *December 14, 2021*	-	idA	-	20.342
Obligasi XV Bank BTN Tahun 2011	9,50	28 Juni 2021/ *June 28, 2021*	-	idAA+	-	20.307
Obligasi Berkelanjutan IV Sarana Multigriya Finansial Tahap IV Tahun 2018 Seri B	6,95	18 Mei 2021/ *May 18, 2021*	-	idAAA	-	20.128

9. INVESTASI, NETO (lanjutan)

9. INVESTMENTS, NET (continued)

b. Tersedia untuk dijual (lanjutan)

b. Available-for-sale (continued)

Obligasi (lanjutan)

Bonds (continued)

Penerbit/*Issuer*	Tingkat Bunga/ Bagi Hasil Per Tahun (%) *Annual Interest/ Revenue Sharing Rate (%)*	Tanggal Jatuh Tempo/ *Maturity Date*	Peringkat/*Rating* 31 Desember/ *December 31,* 2021	Peringkat/*Rating* 31 Desember/ *December 31,* 2020	Nilai wajar/*Fair value* 31 Desember/ *December 31,* 2021	Nilai wajar/*Fair value* 31 Desember/ *December 31,* 2020
Rupiah (lanjutan/*continued*)						
Obligasi Berkelanjutan IV Sarana Multigriya Finansial Tahap III Tahun 2018 Seri B	6,85	20 Februari 2021/ *February 20, 2021*	-	idAAA	-	20.048
Obligasi Berkelanjutan III Waskita Karya Tahap IV Tahun 2019 Seri A	9,00	16 Mei 2022/ *May 16, 2022*	-	idBBB	-	18.898
Obligasi Berkelanjutan I PP Properti Tahap III Tahun 2019	11,00	9 Juli 2026/ *July 9, 2026*	-	idBBB-	-	18.073
Obligasi I Jakarta Lingkar Baratsatu Tahun 2018 Seri A	9,75	20 September 2021/ *September 20, 2021*	-	idA+	-	15.301
Obligasi Berkelanjutan I Bank BRI Tahap III Tahun 2016 Seri C	8,70	25 Mei 2021/ *May 25, 2021*		idAAA		15.204
Obligasi Berkelanjutan I PP Properti Tahap II Tahun 2019	11,15	22 Februari 2022/ *February 22, 2022*		idBBB+	-	11.070
Sukuk Ijarah Berkelanjutan II XL Axiata Tahap I Tahun 2018 Seri B	9,10	16 Oktober 2021/ *October 16, 2021*	-	idAAA(sy)	-	10.253
Obligasi Berkelanjutan III Sarana Multigriya Finansial Tahap VI Tahun 2016	8,60	27 September 2021/ *September 27, 2021*	-	idAAA	-	10.240
Obligasi Berkelanjutan II Bank Panin Tahap I Tahun 2016	9,15	28 Juni 2021/ *June 28, 2021*	-	idAA	-	10.165
Obligasi Berkelanjutan IV BFI Finance Indonesia Tahap I Tahun 2018 Seri B	7,75	26 Juni 2021/ *June 26, 2021*	-	idA+	-	10.053
Obligasi Berkelanjutan I XL Axiata Tahap I Tahun 2018 Seri B	9,10	16 Oktober 2021/ *October 16, 2021*	-	idAAA	-	8.246
Obligasi I Indonesia Infrastructure Finance Tahun 2016 Seri C	9,00	19 Juli 2023/ *July 19, 2023*	-	idAAA	-	6.143
Obligasi Berkelanjutan II WOM Finance Tahap III Tahun 2017 Seri B	9,15	29 Mei 2021/ *May 29, 2021*	-	idA	-	6.081
Obligasi Berkelanjutan II Bank BTN Tahap I Tahun 2015 Seri C	10,00	8 Juli 2022/ *July 8, 2022*	-	idAA+	-	5.837
Sukuk Ijarah Berkelanjutan I PLN Tahap II Tahun 2013 Seri B	9,60	10 Desember 2023/ *December 10, 2023*	-	idAAA(sy)	-	5.383
Obligasi Berkelanjutan II Medco Energi Internasional Tahap V Tahun 2017 Seri C	11,30	14 Juni 2022/ *June 14, 2022*	-	idA+	-	5.291
Obligasi Berkelanjutan II Tower Bersama Infrastructure Tahap I Tahun 2016	9,25	1 Juli 2021/ *July 1, 2021*	-	idAA+	-	5.094
Obligasi I Pelindo 1 Gerbang Nusantara Tahun 2016 Seri B	9,00	21 Juni 2021/ *June 21, 2021*	-	idAA-	-	5.070
Obligasi Berkelanjutan IV Mandiri Tunas Finance Tahap I Tahun 2019 Seri A	9,40	8 Januari 2022/ *January 8, 2022*	-	idAA+	-	4.681
Obligasi Berkelanjutan II Bank Sulselbar Tahap I Tahun 2018 Seri A	10,40	28 Desember 2021/ *December 28, 2021*	-	idA+	-	4.304

9. INVESTASI, NETO (lanjutan)

b. Tersedia untuk dijual (lanjutan)

Obligasi (lanjutan)

9. INVESTMENTS, NET (continued)

b. Available-for-sale (continued)

Bonds (continued)

Penerbit/*Issuer*	Tingkat Bunga/ Bagi Hasil Per Tahun (%) *Annual Interest/ Revenue Sharing Rate (%)*	Tanggal Jatuh Tempo/ *Maturity Date*	Peringkat/*Rating* 31 Desember/ *December 31,* 2021	Peringkat/*Rating* 31 Desember/ *December 31,* 2020	Nilai wajar/*Fair value* 31 Desember/ *December 31,* 2021	Nilai wajar/*Fair value* 31 Desember/ *December 31,* 2020
Rupiah (lanjutan/*continued*)						
Obligasi Berkelanjutan I Bank Mandiri Tahap III Tahun 2018	8,50	21 September 2023/ *September 21, 2023*	-	idAAA	-	3.130
Obligasi Berkelanjutan I Bank UOB Indonesia Tahap I Tahun 2016 Seri C	8,25	25 November 2021/ *November 25, 2021*	-	idAAA	-	3.067
Obligasi Berkelanjutan I Bank Mandiri Tahap I Tahun 2016 Seri A	7,95	30 September 2021/ *September 30, 2021*	-	idAAA	-	3.054
Sukuk Mudharabah Berkelanjutan Indonesia Eximbank I Tahap II Tahun 2018 Seri B	8,75	8 November 2021/ *November 8, 2021*	-	idAAA(sy)	-	3.046
Obligasi Berkelanjutan II PNM Tahap II Tahun 2018 Seri B	8,50	13 April 2023/ *April 13, 2023*	-	idA+	-	2.530
Obligasi Berkelanjutan II Adhi Karya Tahap I Tahun 2017	9,25	22 Juni 2022/ *June 22, 2022*	-	idA-	-	2.409
Obligasi Berkelanjutan II WOM Finance Tahap V Tahun 2018 Seri B	8,60	8 Juni 2021/ *June 8, 2021*	-	idAA-	-	2.023
Obligasi Berkelanjutan I Merdeka Copper Gold Tahap I Tahun 2020 Seri B	10,50	30 Juli 2023/ *July 30, 2023*	-	idA	-	2.016
Sukuk Ijarah I Angkasa Pura I Tahun 2016 Seri B	8,40	22 November 2023/ *November 22, 2023*	-	idAAA(sy)	-	1.565
Obligasi Berkelanjutan II Medco Energi Internasional Tahap II Tahun 2016 Seri B	11,30	30 September 2021/ *September 30, 2021*	-	idA+	-	1.551
Obligasi Berkelanjutan III Medco Energi Tahap I Tahun 2018 Seri B	11,30	15 Juli 2021/ *July 15, 2021*	-	idA+	-	1.537
Green Bond Berkelanjutan I Sarana Multi Infrastruktur Tahap I Tahun 2018 Seri A	7,75	6 Juli 2021/ *July 6, 2021*	-	idAAA	-	1.511
Obligasi Berkelanjutan II Indosat Tahap III Tahun 2018 Seri B	7,40	3 Mei 2021/ *May 3, 2021*	-	idAAA	-	1.503
Obligasi Berkelanjutan III Waskita Karya Tahap I Tahun 2018 Seri B	8,50	6 Oktober 2022/ *October 6, 2022*	-	idBBB	-	1.398
Sukuk Ijarah Berkelanjutan II XL Axiata Tahap II Tahun 2019 Seri B	8,65	8 Februari 2022/ *February 8, 2022*	-	idAAA	-	1.033
Obligasi Berkelanjutan Indonesia EximBank II Tahap VII Tahun 2016 Seri C	9,60	19 Februari 2021/ *February 19, 2021*	-	idAAA	-	1.003
Sukuk Ijarah Berkelanjutan I Indosat Tahap I Tahun 2014 Seri C	10,50	12 Desember 2021/ *December 12, 2021*	-	idAAA(sy)	-	732
Obligasi Berkelanjutan III Adira Finance Tahap III Tahun 2016 Seri C	10,25	2 Maret 2021/ *March 2, 2021*	-	idAAA	-	504
Total					**5.362.964**	**5.399.181**

Semua peringkat obligasi berdasarkan Pemeringkat Efek Indonesia (Pefindo).

All rating of bonds are based on Pemeringkat Efek Indonesia (Pefindo).

9. INVESTASI, NETO (lanjutan)

b. Tersedia untuk dijual (lanjutan)

Obligasi (lanjutan)

Keuntungan yang belum direalisasi atas perubahan nilai wajar obligasi tersedia untuk dijual sebesar Rp139.266 dan Rp291.754 masing-masing untuk tahun yang berakhir pada tanggal-tanggal 31 Desember 2021 dan 2020.

Reksa dana

9. INVESTMENTS, NET (continued)

b. Available-for-sale (continued)

Bonds (continued)

Unrealized gain on changes in fair values of available-for-sale bonds amounted to Rp139.266 and Rp291.754 as of December 31, 2021 and 2020, respectively.

Mutual funds

	Jumlah unit penyertaan (jumlah penuh)/ *Number of participation unit (full amount)*		Nilai aset neto/ *Net asset value*		
	31 Desember/ *December 31,* 2021	31 Desember/ *December 31,* 2020	31 Desember/ *December 31,* 2021	31 Desember/ *December 31,* 2020	
Rupiah					***Rupiah***
Danareksa Seruni Pasar Uang II	373.388.201	109.580.500	600.260	170.890	*Danareksa Seruni Pasar Uang II*
Sucorinvest Money Market Fund	354.379.722	40.220.098	572.381	61.705	*Sucorinvest Money Market Fund*
Bahana Dana Likuid	236.503.190	42.848.818	396.736	69.799	*Bahana Dana Likuid*
Sucorinvest Sharia Money Market Fund	108.148.828	-	132.307	-	*Sucorinvest Sharia Money Market Fund*
Mega Dana Terproteksi XIV	20.000.000	20.000.000	20.782	20.781	*Mega Dana Terproteksi XIV*
Ashmore Dana Progresif Nusantara	11.309.756	12.407.066	17.880	19.313	*Ashmore Dana Progresif Nusantara*
Mandiri Seri 78	10.000.000	10.000.000	10.126	10.120	*Mandiri Seri 78*
Bahana Protected Fund 208	10.000.000	10.000.000	10.061	9.996	*Bahana Protected Fund 208*
Mandiri Seri 198	5.000.000	5.000.000	5.230	5.185	*Mandiri Seri 198*
Mandiri Syariah Seri 168	5.000.000	5.000.000	5.098	5.220	*Mandiri Syariah Seri 168*
Mandiri Investa Dana Utama	863.096	863.096	2.122	2.122	*Mandiri Investa Dana Utama*
Ashmore Dana Ekuitas Nusantara	-	27.113.581	-	38.733	*Ashmore Dana Ekuitas Nusantara*
SAM Beta Plus Equity Fund	-	30.000.000	-	28.544	*SAM Beta Plus Equity Fund*
Panin IDX30	-	20.884.261	-	17.758	*Panin IDX30*
Panin Beta One	-	16.166.571	-	15.693	*Panin Beta One*
RHB Sri Kehati Index Fund	-	12.948.365	-	12.576	*RHB Sri Kehati Index Fund*
Mega Asset Terproteksi 7	-	7.160.578	-	7.076	*Mega Asset Terproteksi 7*
Panin Dana Teladan	-	4.626.720	-	6.383	*Panin Dana Teladan*
Panin Dana Maksima	-	39.830	-	2.668	*Panin Dana Maksima*
Total	**1.134.592.793**	**374.859.484**	**1.772.983**	**504.562**	***Total***

Keuntungan (kerugian) yang belum direalisasi atas perubahan nilai wajar reksa dana tersedia untuk dijual sebesar Rp18.679 dan (Rp10.673) masing-masing pada tanggal 31 Desember 2021 dan 2020.

Akumulasi perubahan dan perubahan selama periode efek-efek yang tersedia untuk dijual masing-masing dicatat dalam bagian ekuitas pada laporan posisi keuangan konsolidasian dan penghasilan komprehensif lain pada laporan laba rugi dan penghasilan komprehensif lain konsolidasian.

Unrealized gain (loss) on changes in fair values of available-for-sale mutual funds amounted to Rp18,679 and (Rp10,673) as of December 31, 2021 and 2020, respectively.

Accumulated changes and changes for the period in fair values of available-for-sale marketable securities are recorded in the equity section of consolidated statement of financial position and other comprehensive income of consolidated statement of profit or loss and other comprehensive income.

9. INVESTASI, NETO (lanjutan) / *9. INVESTMENTS, NET (continued)*

b. Tersedia untuk dijual (lanjutan) / *b. Available-for-sale (continued)*

Akumulasi perubahan dan perubahan tahun berjalan nilai wajar investasi yang tersedia untuk dijual Grup, neto adalah sebagai berikut:

Accumulated changes and changes for the year in fair values of available-for-sale investments of the Group, net are as follows:

	31 Desember/ *December 31,* 2021	31 Desember/ *December 31,* 2020	
Saldo awal	197.178	25.146	*Beginning balance*
Tambahan:			*Additional:*
(Kerugian) keuntungan neto yang belum direalisasi tahun berjalan	(136.138)	74.906	*Net unrealized (loss) gain for the year*
Reklasifikasi:			*Reclassification:*
Keuntungan neto terealisasi atas penjualan investasi (Catatan 23)	15.602	97.126	*Net realized gain from sale of investments (Note 23)*
Sub total	(119.636)	172.032	*Sub total*
Saldo akhir, neto	**77.542**	**197.178**	***Ending balance, net***

c. Nilai wajar melalui laba rugi / *c. Fair value through profit or loss*

Saham / *Shares*

	Jumlah saham/*Number of shares* (jumlah penuh/*full amount*)		Nilai wajar/*Fair value* (dalam jutaan/*in million*)		
	31 Desember/ *December 31,* 2021	31 Desember/ *December 31,* 2020	31 Desember/ *December 31,* 2021	31 Desember/ *December 31,* 2020	
Rupiah					***Rupiah***
PT Bank Central Asia Tbk	2.451.600	679.700	17.897	23.008	*PT Bank Central Asia Tbk*
PT Bank Rakyat Indonesia (Persero) Tbk	3.955.421	5.197.200	16.257	21.672	*PT Bank Rakyat Indonesia (Persero) Tbk*
PT Telekomunikasi Indonesia (Persero) Tbk	3.877.500	4.971.200	15.665	16.455	*PT Telekomunikasi Indonesia (Persero) Tbk*
PT Bank Mandiri (Persero) Tbk	1.654.900	2.208.800	11.626	13.971	*PT Bank Mandiri (Persero) Tbk*
PT Astra International Tbk	1.129.900	1.668.000	6.440	10.050	*PT Astra International Tbk*
PT Bank Negara Indonesia (Persero) Tbk	883.600	987.900	5.964	6.100	*PT Bank Negara Indonesia (Persero) Tbk*
PT XL Axiata Tbk	838.450	1.034.350	2.658	2.824	*PT XL Axiata Tbk*
PT Semen Indonesia (Persero) Tbk	364.400	401.800	2.642	4.992	*PT Semen Indonesia (Persero) Tbk*
PT Sarana Menara NusantaraTbk	2.078.200	1.652.000	2.338	1.586	*PT Sarana Menara Nusantara Tbk*
PT Indofood Sukses Makmur Tbk	357.000	510.800	2.258	3.499	*PT Indofood Sukses Makmur Tbk*
PT Tower Bersama Infrastructure Tbk	747.500	607.900	2.205	991	*PT Tower Bersama Infrastructure Tbk*
PT United Tractors Tbk	98.000	98.000	2.171	2.607	*PT United Tractors Tbk*
PT HM Sampoerna Tbk	2.209.300	2.732.300	2.132	4.112	*PT HM Sampoerna Tbk*
PT Indofood CBP Sukses Makmur Tbk	185.800	235.300	1.616	2.253	*PT Indofood CBP Sukses Makmur Tbk*
PT Unilever Indonesia Tbk	380.100	553.600	1.562	4.069	*PT Unilever Indonesia Tbk*
PT Jasa Marga (Persero) Tbk	401.318	401.318	1.561	1.858	*PT Jasa Marga (Persero) Tbk*
PT Merdeka Copper Gold Tbk	390.500	-	1.519	-	*PT Merdeka Copper Gold Tbk*
PT Aneka Tambang (Persero) Tbk	666.900	313.000	1.501	606	*PT Aneka Tambang (Persero) Tbk*
PT Ciputra Development Tbk	1.535.269	1.938.369	1.489	1.909	*PT Ciputra Development Tbk*
PT Kalbe Farma Tbk	892.200	892.200	1.441	1.320	*PT Kalbe Farma Tbk*
PT Media Nusantara Citra Tbk	1.571.800	805.600	1.415	918	*PT Media Nusantara Citra Tbk*
PT Indah Kiat Pulp & Paper Tbk	155.700	154.000	1.218	1.605	*PT Indah Kiat Pulp & Paper Tbk*
PT Charoen Pokphand Indonesia Tbk	199.600	-	1.188	-	*PT Charoen Pokphand Indonesia Tbk*
PT Mitra Keluarga Sehat Tbk	459.800	459.800	1.039	1.255	*PT Mitra Keluarga Sehat Tbk*
PT Bukalapak.com Tbk	2.214.355	-	952	-	*PT Bukalapak.com Tbk*
PT Indocement Tunggal Prakarsa Tbk	71.800	138.500	869	2.005	*PT Indocement Tunggal Prakarsa Tbk*
PT Matahari Department Store Tbk	195.700	309.300	812	394	*PT Matahari Department Store Tbk*
PT Erajaya Swasembada Tbk	1.351.500	-	811	-	*PT Erajaya Swasembada Tbk*

9. INVESTASI, NETO (lanjutan)

9. INVESTMENTS, NET (continued)

c. Nilai wajar melalui laba rugi (lanjutan)

c. Fair value through profit or loss (continued)

Saham (lanjutan) / *Shares (continued)*

	Jumlah saham/*Number of shares* (jumlah penuh/*full amount*)		Nilai wajar/*Fair value* (dalam jutaan/*in million*)		
	31 Desember/ *December 31,* 2021	31 Desember/ *December 31,* 2020	31 Desember/ *December 31,* 2021	31 Desember/ *December 31,* 2020	
Rupiah (lanjutan)					***Rupiah (continued)***
PT AKR Corporindo Tbk	175.100	590.002	720	1.876	*PT AKR Corporindo Tbk*
PT Gudang Garam Tbk	23.500	56.500	719	2.317	*PT Gudang Garam Tbk*
PT Vale Indonesia Tbk	148.800	67.400	696	344	*PT Vale Indonesia Tbk*
PT MAP Aktif Adiperkasa Tbk	263.200	-	669	-	*PT MAP Aktif Adiperkasa Tbk*
PT Adaro Energy Tbk	296.800	657.000	668	940	*PT Adaro Energy Tbk*
PT Surya Citra Media Tbk	1.976.950	995.110	644	2.279	*PT Surya Citra Media Tbk*
PT Pakuwon Jati Tbk	1.329.300	1.402.300	617	715	*PT Pakuwon Jati Tbk*
PT Bank Neo Commerce Tbk	234.500	-	617	-	*PT Bank Neo Commerce Tbk*
PT Bumi Serpong Damai Tbk	598.200	598.200	604	733	*PT Bumi Serpong Damai Tbk*
PT Wijaya Karya (Persero) Tbk	539.860	737.152	597	1.463	*PT Wijaya Karya (Persero) Tbk*
PT Pembangunan Perumahan (Persero) Tbk	601.866	660.145	596	1.231	*PT Pembangunan Perumahan (Persero) Tbk*
PT Cisarua Mountain Dairy Tbk	152.200	-	517	-	*PT Cisarua Mountain Dairy Tbk*
PT Total Bangun Persada Tbk	1.244.400	1.244.400	393	461	*PT Total Bangun Persada Tbk*
PT Bank Tabungan Negara (Persero) Tbk	224.600	606.700	389	1.047	*PT Bank Tabungan Negara (Persero)Tbk*
PT Japfa Comfeed Indonesia Tbk	221.500	573.400	381	840	*PT Japfa Comfeed Indonesia Tbk*
PT Bank Raya Indonesia Tbk	207.835	-	376	-	*PT Bank Raya Indonesia Tbk*
PT Blue Bird Tbk	254.400	756.300	351	983	*PT Blue Bird Tbk*
PT Adi Sarana Armada Tbk	98.000	-	325	-	*PT Adi Sarana Armada Tbk*
PT Wintermar Offshore Marine Tbk	978.609	978.609	187	105	*PT Wintermar Offshore Marine Tbk*
PT Astra Agro Lestari Tbk	-	121.277	-	1.495	*PT Astra Agro Lestari Tbk*
PT Indomobil Sukses Internasional Tbk	-	763.600	-	1.157	*PT Indomobil Sukses Internasional Tbk*
PT Indosat Tbk	-	225.100	-	1.137	*PT Indosat Tbk*
PT Bukit Asam (Persero) Tbk	-	389.000	-	1.093	*PT Bukit Asam (Persero) Tbk*
PT Bank Pan Indonesia Tbk	-	994.500	-	1.059	*PT Bank Pan Indonesia Tbk*
PT Mitra Adiperkasa Tbk	-	357.200	-	868	*PT Mitra Adiperkasa Tbk*
PT Jaya Real Property Tbk	-	1.213.800	-	728	*PT Jaya Real Property Tbk*
PT Prodia Widyahusada Tbk	-	212.400	-	690	*PT Prodia Widyahusada Tbk*
PT Waskita Karya (Persero) Tbk	-	464.700	-	669	*PT Waskita Karya (Persero) Tbk*
PT Mayora Indah Tbk	-	240.625	-	652	*PT Mayora Indah Tbk*
PT Indomobil Multi Jasa Tbk	-	1.549.900	-	635	*PT Indomobil Multi Jasa Tbk*
PT Perusahaan Gas Negara (Persero) Tbk	-	340.200	-	563	*PT Perusahaan Gas Negara (Persero) Tbk*
PT Elnusa Tbk	-	1.385.100	-	487	*PT Elnusa Tbk*
PT Panin Financial Tbk.	-	1.902.400	-	468	*PT Panin Financial Tbk*
PT Indo Tambangraya Megah Tbk	-	32.400	-	449	*PT Indo Tambangraya Megah Tbk*
PT Puradelta Lestari Tbk	-	1.579.700	-	389	*PT Puradelta Lestari Tbk*
PT Industri dan Perdagangan Bintraco Dharma Tbk	-	6.747.000	-	337	*PT Industri dan Perdagangan Bintraco Dharma Tbk*
PT HK Metals Utama Tbk	-	2.233.800	-	246	*PT HK Metals UtamaTbk*
PT Medco Energi Internasional Tbk	-	148.533	-	88	*PT Medco Energi Internasional Tbk*
Total	**40.887.633**	**59.775.390**	**119.312**	**158.603**	***Total***

Obligasi / *Bonds*

Penerbit/*Issuer*	Tingkat Bunga/ Bagi Hasil Per Tahun (%) *Annual Interest/ Revenue Sharing Rate (%)*	Tanggal Jatuh Tempo/ *Maturity Date*	Peringkat/*Rating* 31 Desember/ *December 31,* 2021	Peringkat/*Rating* 31 Desember/ *December 31,* 2020	Nilai wajar/*Fair value* 31 Desember/ *December 31,* 2021	Nilai wajar/*Fair value* 31 Desember/ *December 31,* 2020
Rupiah						
Obligasi Pemerintah/ *Government Bonds*)*						
FR0087	6,50	15 Februari 2031/ *February 15, 2031*	-	-	314.030	-
FR0080	7,50	15 Juni 2035/ *June 15, 2035*	-	-	215.775	-
FR0085	7,75	15 April 2031/ *April 15, 2031*	-	-	130.877	-

9. INVESTASI, NETO (lanjutan)

9. INVESTMENTS, NET (continued)

c. Nilai wajar melalui laba rugi (lanjutan)

c. Fair value through profit or loss (continued)

Penerbit/*Issuer*	Tingkat Bunga/ Bagi Hasil Per Tahun (%) *Annual Interest/ Revenue Sharing Rate (%)*	Tanggal Jatuh Tempo/ *Maturity Date*	Peringkat/*Rating* 31 Desember/ *December 31,* 2021	Peringkat/*Rating* 31 Desember/ *December 31,* 2020	Nilai wajar/*Fair value* 31 Desember/ *December 31,* 2021	Nilai wajar/*Fair value* 31 Desember/ *December 31,* 2020
Rupiah						
Obligasi Pemerintah/ *Government Bonds*)*						
FR0088	6,25	15 Juni 2036/ *June 15, 2036*	-	-	100.250	-
FR0042	10,25	15 Juli 2027/ *July 15, 2027*	-	-	97.838	-
FR0079	8,38	15 April 2039/ *April 15, 2039*	-	-	93.766	-
FR0074	7,50	15 Agustus 2032/ *August 15, 2032*	-	-	79.913	-
FR0091	6,38	15 April 2032/ *April 15, 2032*	-	-	53.012	-
FR0072	8,25	15 Mei 2036/ *May 15, 2036*	-	-	30.004	-
IFR0006	10,25	15 Maret 2030/ *March 15, 2030*	-	-	14.503	14.838
FR0075	7,50	15 Mei 2038/ *May 15, 2038*	-	-	13.581	-
FR0064	6,13	15 Mei 2028/ *May 15, 2028*	-	-	10.718	-
PBS012	8,88	15 November 2031/ *November 15, 2031*	-	-	10.622	5.959
PBS022	8,63	15 April 2034/ *April 15, 2034*	-	-	6.864	7.085
PBS023	8,13	15 Mei 2030/ *May 15, 2030*	-	-	5.530	5.698
PBS025	8,38	15 Mei 2033/ *May 15, 2033*	-	-	5.464	5.450
PBS017	6,13	15 Oktober 2025/ *October 15, 2025*	-	-	4.697	4.646
PBS030	4,88	15 Juli 2026/ *July 15, 2026*	-	-	2.607	-
PBS026	6,63	15 Oktober 2024/ *October 15, 2024*	-	-	2.551	2.536
PBS028	7,75	15 Oktober 2046/ *October 15, 2046*	-	-	2.141	-
PBS011	8,75	15 Agustus 2023/ *August 15, 2023*	-	-	1.616	1.653
PBS005	6,75	15 April 2043/ *April 15, 2043*	-	-	1.503	1.522
PBS029	6,38	15 Maret 2034/ *March 15, 2034*	-	-	809	-
PBS030	5,88	15 Juli 2028/ *July 15, 2028*	-	-	595	-
Obligasi Subordinasi IDR Bank KEB Hana Tahap I Tahun 2016	9,95	21 Desember 2023/ *December 21, 2023*	AA(idn)	idAA	33.438	33.170
Obligasi Subordinasi Berkelanjutan I Bank Central Asia Tahap I 2018 Seri B	8,00	5 Juli 2030/ *July 5, 2030*	idAA	idAA	15.471	15.143

9. INVESTASI, NETO (lanjutan)

9. INVESTMENTS, NET (continued)

c. Nilai wajar melalui laba rugi (lanjutan)

c. Fair value through profit or loss (continued)

Obligasi (lanjutan) / *Bonds (continued)*

Penerbit/*Issuer*	Tingkat Bunga/ Bagi Hasil Per Tahun (%) *Annual Interest/ Revenue Sharing Rate (%)*	Tanggal Jatuh Tempo/ *Maturity Date*	Peringkat/*Rating* 31 Desember/ *December 31,* 2021	Peringkat/*Rating* 31 Desember/ *December 31,* 2020	Nilai wajar/*Fair value* 31 Desember/ *December 31,* 2021	Nilai wajar/*Fair value* 31 Desember/ *December 31,* 2020
Rupiah						
Obligasi Berkelanjutan II Indosat Tahap III Tahun 2018 Seri E	8,70	3 Mei 2028/ *May 3, 2028*	idAAA	idAAA	10.962	10.592
Sukuk Mudharabah Berkelanjutan I Bank CIMB Niaga Tahap II Tahun 2019 Seri B	7,90	21 Agustus 2022/ *August 21, 2022*	AAA	idAAA(sy)	5.130	5.136
Sukuk Ijarah Berkelanjutan I Timah Tahap II Tahun 2019	8,75	15 Agustus 2024/ *August 15, 2024*	idA(sy)	idA+(sy)	5.044	4.955
Sukuk Ijarah Berkelanjutan II PLN Tahap II Tahun 2017 Seri C	8,70	3 November 2032/ *November 3, 2032*	idAAA(sy)	idAAA(sy)	3.179	3.183
Sukuk Wakalah Medco Power Indonesia II Tahun 2019 Seri A	10,00	23 Mei 2022/ *May 23, 2022*	idA(sy)	idA(sy)	2.736	2.782
Sukuk Ijarah Berkelanjutan I PLN Tahap II Tahun 2013 Seri B	9,60	10 Desember 2023/ *December 10, 2023*	idAAA(sy)	-	2.179	-
Sukuk Mudharabah Subordinasi I Bank Brisyariah Tahun 2016	9,25	16 November 2023/ *November 16, 2023*	A+(idn)	idA(sy)	2.057	2.036
Sukuk Ijarah PLN V Tahun 2010 Seri B	10,40	8 Juli 2022/ *July 8, 2022*	idAAA(sy)	idAAA(sy)	1.035	1.065
Sukuk Ijarah Berkelanjutan III PLN Tahap IV Tahun 2020 Seri C	8,70	18 Februari 2035/ *February 18, 2035*	idAAA(sy)	idAAA(sy)	1.013	1.039
Total					**1.280.969**	**128.488**

Reksa dana / *Mutual funds*

	Jumlah unit penyertaan (jumlah penuh)/ *Number of participation unit (full amount)* 31 Desember/ *December 31,* 2021	Jumlah unit penyertaan (jumlah penuh)/ *Number of participation unit (full amount)* 31 Desember/ *December 31,* 2020	Nilai aset neto/ *Net asset value* 31 Desember/ *December 31,* 2021	Nilai aset neto/ *Net asset value* 31 Desember/ *December 31,* 2020	
Rupiah					***Rupiah***
Batavia Dana Saham	18.283.486	7.761.356	1.078.632	452.225	*Batavia Dana Saham*
Schroder Dana Prestasi Plus	35.306.624	56.672.277	1.058.923	1.695.620	*Schroder Dana Prestasi Plus*
Schroder Dana Mantap Plus II	140.979.794	56.224.121	417.385	168.400	*Schroder Dana Mantap Plus II*
Schroder Dana Prestasi	10.096.599	1.021.281	379.637	38.101	*Schroder Dana Prestasi*
Schroder Dana Terpadu II	40.743.622	25.925.467	171.699	108.996	*Shcroder Dana Terpadu II*
Schroder Dana Kombinasi	28.934.155	14.912.634	124.926	61.803	*Schroder Dana Kombinasi*
Bahana Likuid Syariah	35.129.000	105.634	51.126	149	*Bahana Likuid Syariah*
Danareksa Seruni Pasar Uang II	24.475.080	-	39.346	-	*Danareksa Seruni Pasar Uang II*
Schroder Syariah Balanced Fund	13.810.734	8.593.040	33.761	21.464	*Schroder Syariah Balanced Fund*
Sucorinvest Sharia Money Market Fund	25.484.495	-	31.177	-	*Sucorinvest Sharia Money Market Fund*
BNP Paribas Pesona Syariah	7.714.252	6.435.484	18.243	15.758	*BNP Paribas Pesona Syariah*
Schroder Dana Likuid	11.456.511	23.656.019	16.984	34.436	*Schroder Dana Likuid*
Avrist Proteksi Sukuk Berkah Syariah 3	10.000.000	10.000.000	10.317	10.184	*Avrist Proteksi Sukuk Berkah Syariah 3*
Mandiri Syariah Seri 168	10.000.000	10.000.000	10.197	10.440	*Mandiri Syariah Seri 168*
Insight Money Syariah	4.688.155	5.948.575	6.576	7.996	*Insight Money Syariah*
Bahana Mes Syariah Fund	2.518.392	3.967.328	3.531	5.369	*Bahana Mes Syariah Fund*
Mandiri Investa Syariah Berimbang	408.968	408.968	1.442	1.415	*Mandiri Investa Syariah Berimbang*
Bahana Likuid Syariah Kelas S	-	32.742.247	-	46.130	*Bahana Likuid Syariah Kelas S*
Dolar Amerika					***United States Dollar***
Schroder USD Bond Fund (ASD 611.625 dan ASD 624.057 masing-masing pada tanggal 31 Desember 2021 dan 2020)	364.583	364.583	8.727	8.802	*Schroder USD Bond Fund (USD 611,625 and USD 624,057 as of December 31, 2021 and 2020, respectively)*
Total	**420.394.450**	**264.739.014**	**3.462.629**	**2.687.288**	***Total***

9. INVESTASI, NETO (lanjutan)

9. INVESTMENTS, NET (continued)

d. Dimiliki hingga jatuh tempo

d. Held-to-maturities

Obligasi / *Bonds*

Penerbit/*Issuer*	Tingkat Bunga/ Bagi Hasil Per Tahun (%) *Annual Interest/ Revenue Sharing Rate (%)*	Tanggal Jatuh Tempo/ *Maturity Date*	Peringkat/*Rating* 31 Desember/ *December 31,* 2021	Peringkat/*Rating* 31 Desember/ *December 31,* 2020	Biaya yang diamortisasi/*Amortized cost* 31 Desember/ *December 31,* 2021	Biaya yang diamortisasi/*Amortized cost* 31 Desember/ *December 31,* 2020
Rupiah						
Obligasi Pemerintah/ *Government Bonds*)*						
FR0044	10,00	15 September 2024/ *September 15, 2024*	-	-	103.137	104.121
FR0043	10,25	15 Juli 2022/ *July 15, 2022*	-	-	100.293	100.809
FR0068	8,38	15 Maret 2034/ *March 15, 2034*	-	-	75.953	76.246
PBS004	6,10	15 Februari 2037/ *February 15, 2037*	-	-	60.158	59.480
FR0035	12,90	15 Juni 2022/ *June 15, 2022*	-	-	57.154	57.178
PBS012	8,88	15 November 2031/ *November 15, 2031*	-	-	44.614	37.073
PBS017	6,13	15 Oktober 2025/ *October 15, 2025*	-	-	39.473	39.376
FR0062	6,38	15 April 2042/ *April 15, 2042*	-	-	38.317	38.221
IFR0006	10,25	15 Maret 2030/ *March 15, 2030*	-	-	32.097	32.170
PBS005	6,75	15 April 2043/ *April 15, 2043*	-	-	31.381	31.126
FR0074	7,50	15 Agustus 2032/ *August 15, 2032*	-	-	31.183	31.256
FR0072	8,25	15 Mei 2036/ *May 15, 2036*	-	-	26.931	27.004
FR0071	9,00	15 Maret 2029/ *March 15, 2029*	-	-	21.915	22.110
PBS011	8,75	15 Agustus 2023/ *August 15, 2023*	-	-	21.382	21.617
FR0040	11,00	15 September 2025/ *September 15, 2025*	-	-	19.919	19.706
FR0039	11,75	15 Agustus 2023/ *August 15, 2023*	-	-	19.684	19.518
FR0065	6,63	15 Mei 2033/ *May 15, 2033*	-	-	18.075	18.064
FR0047	10,00	15 Februari 2028/ *February 15, 2028*	-	-	16.832	16.930
FR0058	8,25	15 Juni 2032/ *June 15, 2032*	-	-	10.799	10.848
FR0067	8,75	15 Februari 2044/ *February 15, 2044*	-	-	10.706	10.717

*) Obligasi pemerintah tidak diperingkat

**) Government bonds are unrated*

9. INVESTASI, NETO (lanjutan)

9. INVESTMENTS, NET (continued)

d. Dimiliki hingga jatuh tempo (lanjutan)

d. Held-to-maturities (continued)

Obligasi (lanjutan) / *Bonds (continued)*

Penerbit/*Issuer*	Tingkat Bunga/ Bagi Hasil Per Tahun (%) *Annual Interest/ Revenue Sharing Rate (%)*	Tanggal Jatuh Tempo/ *Maturity Date*	Peringkat/*Rating* 31 Desember/ *December 31,* 2021	Peringkat/*Rating* 31 Desember/ *December 31,* 2020	Biaya yang diamortisasi/*Amortized cost* 31 Desember/ *December 31,* 2021	Biaya yang diamortisasi/*Amortized cost* 31 Desember/ *December 31,* 2020
Rupiah						
Obligasi Pemerintah/ *Government Bonds*)*						
FR0056	8,38	15 September 2026/ *September 15, 2026*	-	-	10.495	10.581
FR0070	8,38	15 Maret 2024/ *March 15, 2024*	-	-	10.423	10.597
FR0045	9,75	15 Mei 2037/ *May 15, 2037*	-	-	10.219	10.225
FR0059	7,00	15 Mei 2027/ *May 15, 2027*	-	-	10.028	10.032
PBS025	8,38	15 Mei 2033/ *May 15, 2033*	-	-	5.250	5.289
PBS015	8,00	15 Juli 2047/ *July 15, 2047*	-	-	5.098	5.102
PBS002	5,45	15 Januari 2022/ *January 15, 2022*	-	-	5.097	5.019
FR0076	7,38	15 Mei 2048/ *May 15, 2048*	-	-	4.739	4.737
PBS028	7,75	15 Oktober 2046/ *October 15, 2046*	-	-	3.117	-
PBS003	6,00	15 Januari 2027/ *January 15, 2027*	-	-	2.712	2.654
FR0088	6,25	15 Juni 2036/ *June 15, 2036*	-	-	2.583	-
PBS032	4,88	15 Juli 2026/ *July 15, 2026*	-	-	2.579	-
PBS023	8,13	15 Mei 2030/ *May 15, 2030*	-	-	1.972	1.981
FR0075	7,50	15 Mei 2038/ *May 15, 2038*	-	-	1.603	1.601
PBS022	8,63	15 April 2034/ *April 15, 2034*	-	-	1.289	1.295
PBS030	5,88	15 Juli 2028/ *July 15, 2028*	-	-	593	-
PBS029	6,38	15 April 2034/ *April 15, 2034*	-	-	438	-
FR0034	12,80	15 Juni 2021/ *June 15, 2021*	-	-	-	64.867
MTN I BRI Finance Tahun 2019	9,25	13 Desember 2022/ *December 13, 2022*	idAA-	idAA-	90.000	90.000
Obligasi Indosat VIII Tahun 2012 Seri B	8,88	27 Juni 2022/ *June 27, 2022*	idAAA	idAAA	63.140	63.411
Obligasi Berkelanjutan Indonesia Eximbank IV Tahap V Tahun 2019 Seri D	9,20	9 Juli 2026/ *July 9, 2026*	idAAA	idAAA	52.754	53.061
MTN II BRI Finance Tahun 2021	6,40	17 September 2024/ *September 17, 2024*	idAA	idAA	50.000	-

9. INVESTASI, NETO (lanjutan)

9. INVESTMENTS, NET (continued)

d. Dimiliki hingga jatuh tempo (lanjutan)

d. Held-to-maturities (continued)

Obligasi (lanjutan) / *Bonds (continued)*

Penerbit/*Issuer*	Tingkat Bunga/ Bagi Hasil Per Tahun (%) *Annual Interest/ Revenue Sharing Rate (%)*	Tanggal Jatuh Tempo/ *Maturity Date*	Peringkat/*Rating* 31 Desember/ *December 31,* 2021	Peringkat/*Rating* 31 Desember/ *December 31,* 2020	Biaya yang diamortisasi/*Amortized cost* 31 Desember/ *December 31,* 2021	Biaya yang diamortisasi/*Amortized cost* 31 Desember/ *December 31,* 2020
Rupiah						
Obligasi Berkelanjutan II Sarana Multi Infrastruktur Tahap V Tahun 2020 Seri B	6,70	11 Desember 2025/ *December 11, 2025*	idAAA	idAAA	30.000	30.000
Obligasi Berkelanjutan Indonesia Eximbank III Tahap VI Tahun 2018 Seri C	6,90	14 Februari 2025/ *February 14, 2025*	idAAA	idAAA	20.000	20.000
Obligasi I PLN IX Tahun 2007 Seri B	10,90	10 Juli 2022/ *July 10, 2022*	idAAA	idAAA	18.066	18.184
Obligasi Berkelanjutan III PLN Tahap VI Tahun 2020 Seri C	8,00	18 February 2030/ *February 18, 2030*	idAAA	idAAA	10.000	10.000
Obligasi Berkelanjutan III PLN Tahap V Tahun 2019 Seri D	9,40	1 Oktober 2034/ *October 1, 2034*	idAAA	idAAA	10.000	10.000
Obligasi Berkelanjutan III PLN Tahap VI Tahun 2020 Seri D	8,70	18 February 2035/ *February 18, 2035*	idAAA	idAAA	10.000	10.000
Sukuk Ijarah Berkelanjutan I Indosat Tahap III Tahun 2015 Seri B	11,20	8 Desember 2025/ *December 8, 2025*	idAAA(sy)	idAAA(sy)	10.000	10.000
Sukuk Mudharabah Berkelanjutan I Bank CIMB Niaga Tahap II Tahun 2019 Seri C	8,25	21 Agustus 2024/ *August 21, 2024*	idAAA(sy)	idAAA(sy)	10.000	10.000
Sukuk Ijarah PLN V Tahun 2010 Seri B	10,40	8 Juli 2022/ *July 8, 2022*	idAAA(sy)	idAAA(sy)	9.024	9.069
Sukuk Ijarah Berkelanjutan I PLN Tahap II Tahun 2013 Seri B	9,60	10 Desember 2023/ *December 10, 2023*	idAAA(sy)	idAAA(sy)	8.216	5.000
Obligasi Berkelanjutan Indonesia Eximbank IV Tahap IV Tahun 2019 Seri E	9,50	23 April 2029/ *April 23, 2029*	idAAA	idAAA	7.289	7.315
Obligasi Berkelanjutan II Indosat Tahap I Tahun 2017 Seri E	9,25	31 Mei 2027/ *May 31, 2027*	idAAA	idAAA	5.190	5.217
Obligasi Berkelanjutan I Telkom Tahap I Tahun 2015 Seri D	11,00	23 Juni 2045/ *June 23, 2045*	idAAA	idAA-	5.163	5.164
Obligasi Berkelanjutan I PLN Tahap I Tahun 2013 Seri B	8,25	5 Juli 2023/ *July 5, 2023*	idAAA	idAAA	5.000	5.000
Sukuk Ijarah Berkelanjutan III PLN Tahap II Tahun 2018 Seri B	9,00	10 Oktober 2025/ *October 10, 2025*	idAAA(sy)	idAAA(sy)	5.000	5.000
Obligasi Berkelanjutan II Bank BRI Tahap IV Tahun 2018 Seri B	6,90	21 Februari 2025/ *February 21, 2025*	idAAA	idAAA	4.883	4.851
Sukuk Ijarah Berkelanjutan I Aneka Gas Industri Tahap II Tahun 2017 Seri B	9,90	5 Desember 2022/ *Desember 5, 2022*	idA-(sy)	idA-(sy)	3.030	3.062
Obligasi Berkelanjutan Indonesia Eximbank IV Tahap IV Tahun 2019 Seri B	8,40	3 April 2022/ *April 3, 2022*	idAAA	idAAA	3.012	3.050
Obligasi PLN XII Tahun 2010 Seri B	10,40	8 Juli 2022/ *July 8, 2022*	idAAA	idAAA	3.000	3.000
Sukuk Ijarah Berkelanjutan III PLN Tahap V Tahun 2019 Seri A	7,90	1 Oktober 2024/ *October 1, 2024*	idAAA(sy)	idAAA(sy)	2.500	2.500

9. INVESTASI, NETO (lanjutan)

d. Dimiliki hingga jatuh tempo (lanjutan)

Obligasi (lanjutan)

9. INVESTMENTS, NET (continued)

d. Held-to-maturities (continued)

Bonds (continued)

Penerbit/*Issuer*	Tingkat Bunga/ Bagi Hasil Per Tahun (%) *Annual Interest/ Revenue Sharing Rate (%)*	Tanggal Jatuh Tempo/ *Maturity Date*	Peringkat/*Rating* 31 Desember/ *December 31,* 2021	Peringkat/*Rating* 31 Desember/ *December 31,* 2020	Biaya yang diamortisasi/*Amortized cost* 31 Desember/ *December 31,* 2021	Biaya yang diamortisasi/*Amortized cost* 31 Desember/ *December 31,* 2020
Rupiah						
Sukuk Ijarah Berkelanjutan III PLN Tahap IV Tahun 2019 Seri B	8,50	1 Agustus 2026/ *August 1, 2026*	idAAA(sy)	idAAA(sy)	2.025	2.030
Sukuk Ijarah Berkelanjutan II PLN Tahap I Tahun 2017 Seri B	8,50	11 Juli 2027/ *July 11, 2027*	idAAA(sy)	idAAA(sy)	2.015	2.018
Sukuk Ijarah Berkelanjutan II PLN Tahap III Tahun 2018 Seri A	6,50	22 Februari 2023/ *February 22, 2023*	idAAA(sy)	idAAA(sy)	2.000	2.000
Sukuk Ijarah Berkelanjutan I Indosat Tahap I Tahun 2014 Seri C	10,50	12 Desember 2021/ *December 12, 2021*	-	idAAA(sy)	-	14.333
Obligasi Berkelanjutan III WOM Finance Tahap II Tahun 2019 Seri B	9,15	29 Mei 2021/ *May 29, 2021*	-	idAA-(sy)	-	5.029
Obligasi Berkelanjutan I Antam Tahap I Tahun 2011 Seri B	9,05	14 Desember 2021/ *December 14, 2021*	-	idA	-	5.001
Obligasi Berkelanjutan I Bank DKI Tahap I Tahun 2016	9,25	30 Juni 2021/ *June 30, 2021*	-	idAA-	-	4.028
Obligasi Berkelanjutan I Perum Pegadaian Tahap I Tahun 2011 Seri C	9,00	11 Oktober 2021/ *October 11, 2021*	-	idAAA	-	4.023
Obligasi Berkelanjutan I XL Axiata Tahap I Tahun 2018 Seri B	9,10	16 September 2021/ *September 16, 2021*	-	idAAA	-	2.025
Obligasi Berkelanjutan I Bank UOB Indonesia Tahap I Tahun 2016 Seri C	8,25	25 November 2021/ *November 25, 2021*	-	idAAA	-	2.016
Obligasi PLN VIII Tahun 2006 Seri B	13,75	12 Juni 2021/ *June 12, 2021*	-	idAAA	-	2.000
Great River Int. 03	12,55	13 Oktober 2008/ *October 13, 2008*	-	D	-	758
Total					**1.299.545**	**1.335.695**
Cadangan kerugian penurunan nilai/ *Allowance for impairment losses:* Great River Int. 03					-	(758)
Neto/Net					**1.299.545**	**1.334.937**

Semua peringkat obligasi berdasarkan Pemeringkat Efek Indonesia (Pefindo).

All rating of bonds are based on Pemeringkat Efek Indonesia (Pefindo).

9. INVESTASI, NETO (lanjutan)

9. INVESTMENTS, NET (continued)

e. Penyertaan langsung

e. Direct placements

	Persentase Kepemilikan/ *Percentage of Ownership*		Total		
	31 Desember/ *December 31*, 2021	31 Desember/ *December 31*, 2020	31 Desember/ *December 31*, 2021	31 Desember/ *December 31*, 2020	
Rupiah					***Rupiah***
PT Penyelesian Transaksi Elektronik Nasional	17,50%	17,50%	3.500	3.500	*PT Penyelesian Transaksi Elektronik Nasional*
PT Jakarta Kyoei Medical Center	1,68%	1,68%	221	221	*PT Jakarta Kyoei Medical Center*
PT Merapi Gelanggang Wisata	0,83%	0,48%	50	50	*PT Merapi Gelanggang Wisata*
PT Sukapraja Estetika Padang Golf	0,24%	0,24%	25	25	*PT Sukapraja Estetika Padang Golf*
Total			**3.796**	**3.796**	***Total***

f. Properti investasi

Akun ini merupakan investasi pada beberapa bangunan "strata title" (kondominium), tanah dan bangunan. Penghasilan sewa yang diperoleh untuk tahun yang berakhir pada tanggal 31 Desember 2021 dan 2020 masing-masing sebesar Rp957 dan Rp1.503. Penghasilan sewa dicatat sebagai bagian dari akun "Hasil Investasi, neto" (Catatan 23).

Nilai wajar dari properti investasi pada tanggal 31 Desember 2021 dan 2020 masing-masing sebesar Rp95.092 dan Rp114.150, berdasarkan perhitungan laporan penilai independen Kantor Jasa Penilai Publik (KJPP) Dasa'at, Yudistira & Rekan dan Iwan Bachron & Rekan masing-masing tertanggal 3 Januari 2022 dan 30 Desember 2020.

Perusahaan menyajikan nilai wajar atas properti investasi berdasarkan hierarki nilai wajar tingkat 2.

Metode yang digunakan untuk penilaian properti investasi adalah pendekatan pasar (*market approach*) dan/atau pendekatan biaya (*cost approach*) untuk menilai tanah, bangunan, dan unit apartemen.

Perubahan dalam properti investasi adalah sebagai berikut:

f. Investment properties

This account represents the Company's investments in real property consisting of several condominium, land and buildings. The related rental income earned for the year ended December 31, 2021 and 2020, amounted to Rp957 and Rp1,503, respectively. The rental income is presented as part of "Investment Income, net" (Note 23).

The fair value of investment properties as of December 31, 2021 and 2020, amounted to Rp95,092 and Rp114,150, respectively, which was based on the report of independent appraisal Kantor Jasa Penilai Publik (KJPP) Dasa'at, Yudistira & Rekan and Iwan Bachron & Rekan dated January 3, 2022 and December 30, 2020, respectively.

The Company presents the fair value of the investment property based on fair value hierarcy level 2.

Method used for valuation of investment properties is market approach and/or cost approach in valuing the land, building, and apartement unit.

Movements of investment in properties are as follows:

	31 Desember/ *December 31*, 2021	31 Desember/ *December 31*, 2020	
Saldo awal tahun	114.150	116.543	*Beginning balance*
Laba (rugi) yang belum direalisasi atas penyesuaian nilai wajar properti investasi (Catatan 23)	3.013	(2.393)	*Unrealized gain (loss) from fair value adjustment on investment properties (Note 23)*
Reklasifikasi ke aset tetap	(22.071)	-	*Reclassification to fixed asset*
Saldo akhir tahun	**95.092**	**114.150**	***Balance at end of year***

9. INVESTASI, NETO (lanjutan)

g. Dana Jaminan

Pada tanggal 31 Desember 2021 dan 2020, sebagian dari obligasi yang diklasifikasikan sebagai dimiliki hingga jatuh tempo (HTM) sebesar Rp326.000 ditempatkan sebagai dana jaminan sesuai dengan Peraturan Otoritas Jasa Keuangan Indonesia No. 71/POJK.05/2016, dengan rincian sebagai berikut :

9. INVESTMENTS, NET (continued)

g. Statutory Funds

As of December 31, 2021, and 2020, part of bonds classified classified as held-to- maturity (HTM) amounted Rp 326,000 is placed as statutory funds in compliance with Indonesia Financial Service Authority's regulation No. 71/POJK.05/2016, with details as follows:

	31 Desember/ *December 31,* 2021	31 Desember/ *December 31,* 2020	
Obligasi Pemerintah			***Government Bonds***
Rupiah:			*Rupiah:*
FR0043	100.000	100.000	*FR0043*
FR0044	54.000	54.000	*FR0044*
FR0035	50.000	50.000	*FR0035*
PBS004	35.000	35.000	*PBS004*
FR0040	21.000	21.000	*FR0040*
FR0039	20.000	20.000	*FR0039*
FR0047	16.000	16.000	*FR0047*
FR0045	10.000	10.000	*FR0045*
FR0056	10.000	10.000	*FR0056*
FR0059	10.000	10.000	*FR0059*
Total dana jaminan	**326.000**	**326.000**	***Total statutory fund***

10. ASET TETAP DAN ASET HAK GUNA, NETO

10. FIXED ASSETS AND RIGHT OF USE ASSET, NET

	31 Desember/ *December 31,* 2021	31 Desember/ *December 31,* 2020	
Aset Tetap - neto	243.469	251.767	*Fixed Assets - net*
Aset Hak Guna - neto	16.746	25.838	*Right of Use Asset - net*
Total	**260.215**	**277.605**	***Total***

A. Aset tetap - neto

A. Fixed asset - net

	31 Desember/*December 31,* 2021				
	Saldo awal/ *Beginning Balance*	**Penambahan/ *Additions***	**Pengurangan/ *Disposals***	**Saldo Akhir/ *Ending Balance***	
Biaya perolehan					***Cost***
Tanah	27.282	21.130	-	48.412	*Land*
Bangunan	197.617	1.931	-	199.548	*Building*
Peralatan kantor	166.225	7.328	-	173.553	*Office equipments*
Perlengkapan kantor	11.002	-	-	11.002	*Office supplies*
Kendaraan	605	-	-	605	*Vehicles*
Total biaya perolehan	**402.731**	**30.389**	**-**	**433.120**	***Total cost***
Akumulasi penyusutan					***Accumulated depreciation***
Bangunan	63.691	11.524	-	75.215	*Building*
Peralatan kantor	77.934	25.960	-	103.894	*Office equipments*
Perlengkapan kantor	9.080	1.097	-	10.177	*Office supplies*
Kendaraan	258	107	-	365	*Vehicles*
Total akumulasi penyusutan	**150.964**	**38.688**	**-**	**189.651**	***Total accumulated depreciation***
Nilai tercatat	**251.768**			**243.469**	***Carrying value***

10. ASET TETAP DAN ASET HAK GUNA, NETO (lanjutan)

A. Aset tetap - neto (lanjutan)

10. FIXED ASSETS AND RIGHT OF USE ASSET, NET (continued)

A. Fixed asset - net (continued)

	31 Desember/*December 31,* 2020				
	Saldo awal/ *Beginning Balance*	**Penambahan/ *Additions***	***Disposals***	**Saldo Akhir/ Pengurangan/ *Balance***	***Ending***
Biaya perolehan					***Cost***
Tanah	27.282	-	-	27.282	*Land*
Bangunan	197.008	609	-	197.617	*Building*
Peralatan kantor	140.487	25.738	-	166.225	*Office equipments*
Perlengkapan kantor	10.818	184	-	11.002	*Office supplies*
Kendaraan	605	-	-	605	*Vehicles*
Total biaya perolehan	**376.200**	**26.531**	**-**	**402.731**	***Total cost***
Akumulasi penyusutan					***Accumulated depreciation***
Bangunan	51.780	11.911	-	63.691	*Building*
Peralatan kantor	53.689	24.245	-	77.934	*Office equipments*
Perlengkapan kantor	7.572	1.508	-	9.080	*Office supplies*
Kendaraan	152	107	-	259	*Vehicles*
Total akumulasi penyusutan	**113.193**	**37.771**	**-**	**150.964**	***Total accumulated depreciation***
Nilai tercatat	**263.007**			**251.767**	***Carrying value***

Penyusutan yang dibebankan pada operasi adalah sebesar Rp38.688 dan Rp37.771 masing-masing untuk tahun yang berakhir pada tanggal 31 Desember 2021 dan 2020 (Catatan 27).

Depreciation charged to operations amounted to Rp38,688 and Rp37,771 for the year ended December 31, 2021 and 2020, respectively (Note 27).

Nilai tercatat bruto aset tetap yang telah disusutkan penuh, namun masih digunakan masing-masing sebesar Rp63.142 dan Rp57.160 pada tanggal-tanggal 31 Desember 2021 dan 2020.

The gross carrying value of fixed assets that have been fully depreciated but still used as of December 31, 2021 and 2020 are Rp63.142 and Rp57,160, respectively.

Pada tanggal 31 Desember 2021 dan 2020, aset tetap diasuransikan terhadap risiko gempa bumi dan risiko lainnya dengan nilai pertanggungan masing-masing sebesar Rp343.442 dan Rp196.665. Terhadap aset Perusahaan yang berlokasi di Graha Irama, Jakarta dengan nilai aset sebesar Rp1.530.667 telah diasuransikan oleh pengelola gedung dengan nilai pertanggungan seluruh gedung sebesar ASD26.100.000 (nilai penuh).

As of December 31, 2021 and 2020, fixed assets are covered by insurance against losses by earthquake and other risks for a total coverage of Rp343.442 and Rp196,665, respectively. The assets of Company located in Graha Irama Jakarta amounting to Rp1,530,667 had been insured by building management with sum insured of all buildings amounted US$26,100,000 (full amount).

Manajemen Perusahaan berkeyakinan bahwa nilai pertanggungan asuransi tersebut telah memadai untuk menutup kemungkinan kerugian atas aset tetap yang dipertanggungkan.

The Company's management believes that the sum insured is adequate to cover the possible losses from these insured risks.

10. ASET TETAP DAN ASET HAK GUNA, NETO (lanjutan)

B. Aset hak guna, neto

10. FIXED ASSETS AND RIGHT OF USE ASSET, NET (continued)

B. Right of use asset, net

	31 Desember/*December 31,* 2021				
	Saldo awal/ *Beginning Balance*	**Penambahan/ *Additions***	**Pengurangan/ *Disposals***	**Saldo Akhir/ *Ending Balance***	
Biaya perolehan					***Cost***
Bangunan	17.467	1.270	1.738	16.999	*Building*
Kendaraan	9.159	2.750	1.098	10.811	*Vehicles*
Perlengkapan kantor	11.526	1.645	10	13.161	*Office supplies*
Total biaya perolehan	**38.152**	**5.665**	**2.846**	**40.971**	***Total cost***
Akumulasi penyusutan					***Accumulated depreciation***
Bangunan	4.277	4.751	-	9.028	*Building*
Kendaraan	2.368	2.572	562	4.378	*Vehicles*
Perlengkapan kantor	5.669	5.153	3	10.819	*Office supplies*
Total akumulasi penyusutan	**12.314**	**12.476**	**565**	**24.225**	***Total accumulated depreciation***
Nilai tercatat	**25.838**			**16.746**	***Carrying value***

	31 Desember/*December 31,* 2020						
	1 Januari/ *January 1,*	**Dampak PSAK 73/ *PSAK 73 Impact***	**Saldo 1 Januari Disesuaikan/ *Beginning Balance At January 1, 2020***	**Penambahan/ *Addition***	**Pengurangan/ *Deduction***	**Saldo Akhir/ *Ending Balance***	
Aset Hak Guna							***Right of Use***
Biaya perolehan							***Cost***
Bangunan	-	21.038	21.038	-	3.571	17.467	*Building*
Kendaraan	-	11.635	11.635	-	2.476	9.159	*Vehicles*
Perlengkapan kantor	-	11.829	11.829	-	303	11.526	*equipments*
Total biaya perolehan	**-**	**44.502**	**44.502**	**-**	**6.350**	**38.152**	***Total cost***
Akumulasi Penyusutan							***Accumulated depreciation***
Bangunan	-	-	-	4.277	-	4.277	*Building*
Kendaraan	-	-	-	2.368	-	2.368	*Vehicles*
Perlengkapan kantor	-	-	-	5.669	-	5.669	*Equipments*
Total akumulasi penyusutan	**-**	**-**	**-**	**12.314**	**-**	**12.314**	***Total accumulated depreciation***
Nilai tercatat						**25.838**	***Carrying value***

Tabel berikut menyajikan jumlah amortisasi aset hak guna dan biaya sewa yang dilaporkan dalam laporan laba rugi dan pendapatan komprehensif lain konsolidasian:

The following table shows the amortization of right of use assets and rental expense which presented in consolidated statement of proft and loss and other comprehensive income:

	31 Desember/*December 31,* 2021			
	Beban amortisasi/ *Amortization expenses*	**Beban bunga/ *Interest expenses***	**Beban terkait sewa atas asset bernilai rendah/*Expenses relating to leases of low value assets***	
Bangunan	4.751	911	1.028	*Building*
Kendaraan	2.572	217	4.069	*Vehicles*
Perlengkapan kantor	5.153	180	611	*Equipments*
Total	**12.476**	**1.308**	**5.708**	***Total***

10. ASET TETAP DAN ASET HAK GUNA, NETO (lanjutan)

Tabel berikut menyajikan jumlah amortisasi aset hak guna dan biaya sewa yang dilaporkan dalam laporan laba rugi dan pendapatan komprehensif lain konsolidasian: (lanjutan)

10. FIXED ASSETS AND RIGHT OF USE ASSET, NET (continued)

The following table shows the amortization of right of use assets and rental expense which presented in consolidated statement of proft and loss and other comprehensive income: (continued)

	31 Desember/*December 31,* 2020			
	Beban amortisasi/ *Amortization expenses*	**Beban bunga/ *Interest expenses***	**Beban terkait sewa atas asset bernilai rendah/*Expenses relating to leases of low value assets***	
Bangunan	4.277	950	4.972	*Building*
Kendaraan	2.368	260	2.827	*Vehicles*
Perlengkapan kantor	5.669	511	815	*Equipments*
Total	**12.314**	**1.721**	**8.614**	***Total***

Manajemen Perusahaan berpendapat bahwa tidak ada peristiwa-peristiwa atau perubahan keadaan yang mengindikasikan bahwa nilai tercatat aset tetap dan aset hak guna tidak dapat terpulihkan seluruhnya.

The Company's management believes that there are no events or changes in circumstances which indicate that the carrying amount of fixed assets and right use of assets may not be fully recoverable.

11. ASET TAKBERWUJUD, NETO

Aset takberwujud, neto terdiri dari aset takberwujud *software, web* dan aset *software* dalam penyelesaian. Perusahaan mencatat beban amortisasi sebesar Rp21.140 dan Rp20.227 masing-masing pada tahun 2021 dan 2020 yang disajikan sebagai "Beban amortisasi *software*" pada laporan laba rugi dan penghasilan komprehensif lain konsolidasian (Catatan 27).

Manajemen Perusahaan berpendapat bahwa tidak terdapat indikasi penurunan nilai atas aset tidak berwujud pada tanggal 31 Desember 2021 dan 2020.

11. INTANGIBLE ASSETS, NET

Intangible assets, net represent consist of software, web and software in progress. The company recorded amortization expense amounting to Rp21,140 and Rp20,227 in 2021 and 2020 respectively, which is presented as "Amortization of intangible assets" in the consolidated statement of profit or loss and other comprehensive income (Note 27).

The company on the opinion that there is no indication of impairment in values of intangible assets of December 31, 2021 and 2020.

12. ASET LAIN-LAIN, NETO

12. OTHER ASSETS, NET

	31 Desember/ *December 31,* 2021	**31 Desember/ *December 31,* 2020**	
Tagihan pajak penghasilan (Catatan 17)	69.650	123.027	*Claim for tax refund (Note 17)*
Tagihan kepada pihak ketiga	-	33.158	*Receivable from third party*
PPN masukan	1.757	3.777	*VAT in*
Total	71.407	159.962	*Total*
Cadangan kerugian penurunan nilai	-	(33.158)	*Allowance for impairment losses*
Neto	**71.407**	**126.804**	***Net***

12. ASET LAIN-LAIN, NETO (lanjutan)

Tagihan kepada pihak ketiga per 31 Desember 2020 sebesar Rp33.158, terdiri dari tagihan atas surat berharga milik Perusahaan yang telah dijual oleh PT Andalan Artha Advisindo (AAA) Securities, pihak ketiga pada tahun 2014 tanpa sepengetahuan dan persetujuan perusahaan sebesar Rp29.686 dan tagihan atas saham yang di titipkan di Kustodian PT Bank DBS Indonesia yang dijual pada tahun 2005 tanpa sepengetahuan dan persetujuan Perusahaan sebesar Rp3.472, telah dihapusbukukan sesuai dengan hasil Rapat Direksi tanggal 25 Oktober 2021 yang telah disetujui oleh Direktur Utama, Direktur Kepatuhan & Hukum, dan Direktur Operasional.

12. OTHER ASSETS, NET (continued)

Receivable from third party as December 31, 2020 amounting to Rp33,158, consists of receivable of marketable securities owned by the Company which have been sold by PT Andalan Artha Advisindo (AAA) Securities, a third party in 2014 without the Company's acknowledgement and approval amounting to Rp29,686 and receivable of shares that are deposited in Depository PT Bank DBS Indonesia that are sold in 2008 without the Company's acknowledgement and approval amounting to Rp3,472, has been written-off in accordance with the results of Board of Directors meeting held on October 25, 2021, approved by President Director, Director of Compliance, and Director of Operations.

13. BEBAN MASIH HARUS DIBAYAR / *13. ACCRUED EXPENSES*

	31 Desember/ *December 31,* 2021	31 Desember/ *December 31,* 2020	
Komisi dan beban penjualan	39.218	33.134	*Commission and sales expense*
Gaji, tunjangan dan bonus	28.452	4.312	*Salaries, allowances and bonuses*
Operasional kantor	6.802	5.742	*Operating expenses*
Biaya biro dan asosiasi	5.345	2.325	*Bureau and association expenses*
Listrik dan telepon	182	324	*Electricity and telephone*
Lain-lain	35	34	*Others*
Total	**80.034**	**45.871**	***Total***

14. LIABILITAS LAIN-LAIN / *14. OTHER LIABILITIES*

	31 Desember/ *December 31,* 2021	31 Desember/ *December 31,* 2020	
Titipan premi	740.923	13.263	*Premium deposit*
Aset bersih yang dapat diatribusikan kepada pemegang unit	20.286	102.887	*Net asset attributable to unitholders*
Liabilitas sewa	15.826	23.188	*Lease liabilities*
Liabilitas kontinjensi	8.363	11.229	*Contingent liabilities*
Utang transaksi investasi	1.620	20.204	*Investment transaction payable*
Lain-lain	22.387	11.983	*Others*
Total	**809.405**	**182.754**	***Total***

Titipan premi pada tanggal 31 Desember 2021 terutama berasal dari premi yang yang diterima dari Satuan Kerja Khusus Pelaksana Kegiatan Usaha Hulu Minyak dan Gas Bumi (SKK Migas) sebesar Rp729.128 yang polisnya baru efektif tertanggal 1 Januari 2022.

Premium deposits as of December 31, 2021 mainly is premium received from Satuan Kerja Khusus Pelaksana Kegiatan Usaha Hulu Minyak dan Gas Bumi (SKK Migas) amounted to Rp729,128 which policies is effective January 1, 2022.

14. LIABILITAS LAIN-LAIN (lanjutan)

14. OTHER LIABILITIES (continued)

Rincian liabilitas sewa adalah sebagai berikut:

The details of lease liabilities are as follows:

31 Desember 2021	Saldo awal/ *Beginning balance*	Penambahan/ *Addition*	Pengurangan/ *Deduction*	Beban bunga/ *Interest expenses*	Pembayaran/ *Payments*	Saldo akhir/ *Ending balance*	*December 31,* 2021
Kelas aset pendasar							***Underlying assets***
Bangunan	10.258	1.270	(3.756)	911	(1.818)	6.865	*Building*
Kendaraan	6.902	2.750	(502)	217	(2.790)	6.577	*Vehicles*
Perlengkapan kantor	6.028	1.645	(4)	180	(5.465)	2.384	*Equipments*
Total	**23.188**	**5.665**	**(4.262)**	**1.308**	**(10.073)**	**15.826**	***Total***

31 Desember 2020	Saldo awal/ *Beginning balance*	Pengurangan/ *Deduction*	Beban bunga/ *Interest expenses*	Pembayaran/ *Payments*	Saldo akhir/ *Ending balance*	*December 31,* 2020
Kelas aset pendasar						***Underlying assets***
Bangunan	10.354	(888)	950	(158)	10.258	*Building*
Kendaraan	11.636	(2.477)	260	(2.517)	6.902	*Vehicles*
Perlengkapan kantor	11.829	(303)	511	(6.009)	6.028	*Equipments*
Total	**33.819**	**(3.668)**	**1.721**	**(8.684)**	**23.188**	***Total***

Analisis jatuh tempo liabilitas lain-lain terkait sewa sebagai berikut:

The analysis of the maturities of other liabilities related to leases is as follows:

	31 Desember/ *December 31,* 2021	31 Desember/ *December 31,* 2020	
Hingga akhir tahun berikutnya	1.237	3.757	*Until end of the next following year*
Lebih dari 1 sampai 2 tahun	7.229	8.508	*More than 1 up to 2 years*
Lebih dari 2 sampai 5 tahun	7.360	10.923	*More than 2 up to 5 years*
Total	**15.826**	**23.188**	***Total***

15. LIABILITAS ASURANSI

15. INSURANCE LIABILITIES

	31 Desember/ *December 31,* 2021	31 Desember/ *December 31,* 2020	
Liabilitas manfaat polis masa depan	6.259.666	6.530.727	*Liabilities for future policy benefits*
Premi yang belum merupakan pendapatan	355.756	288.873	*Unearned premium reserves*
Estimasi liabilitas klaim	331.007	264.460	*Estimated claims liability*
Total	**6.946.429**	**7.084.060**	***Total***

Liabilitas manfaat polis masa depan, premi yang belum merupakan pendapatan dan estimasi liabilitas klaim pada tanggal 31 Desember 2021 dan 2020 dicatat berdasarkan perhitungan aktuaria yang dilakukan oleh aktuaris terdaftar Perusahaan, Nanang Suryana Santosa FSAI.

Liabilities for future policy benefits, unearned premiums and estimated claims liability as of December 31, 2021 and 2020, are recorded based on the actuarial calculation prepared by the Company's registered actuary, Nanang Suryana Santosa FSAI.

a. Liabilitas Manfaat Polis Masa Depan

Liabilitas manfaat polis masa depan merupakan jumlah yang disisihkan untuk memberikan manfaat yang dijanjikan kepada pemegang polis sesuai dengan ketentuan kebijakan asuransi jiwa yang berlaku, yang ditentukan sesuai dengan perhitungan aktuaria.

a. Liabilities for Future Policy Benefits

Liability for future policy benefits represents the amount set aside to provide the benefits promised to policyholders under the terms of life insurance policies in force, which are determined in accordance with the actuarial calculation.

15. LIABILITAS ASURANSI (lanjutan)

15. INSURANCE LIABILITIES (continued)

a. Liabilitas manfaat polis masa depan (lanjutan)

a. Liabilities for future policy benefits (continued)

Liabilitas manfaat polis masa depan berdasarkan jenis asuransi adalah sebagai berikut: (lanjutan)

Liabilities for future policy benefits by type of insurance are as follows: (continued)

	31 Desember/ *December 31,* 2021	31 Desember/ *December 31,* 2020	
Perorangan			*Individual*
Dwiguna kombinasi	571.698	448.968	*Combined endowment*
Anuitas	170.091	225.829	*Annuity*
Seumur hidup	154.106	158.293	*Whole life*
Kesehatan	125.712	62.504	*Health*
Dwiguna	34.021	42.559	*Endowment*
Jangka warsa	8.528	420	*Term insurance*
Lain-lain	54.779	57.596	*Others*
Sub-total	1.118.935	996.169	*Sub-total*
Kumpulan			*Group*
Jangka warsa	4.308.722	4.838.797	*Term insurance*
Dwiguna kombinasi	787.092	648.759	*Combined endowment*
Anuitas	42.035	42.261	*Annuity*
Dwiguna	409	162	*Endowment*
Lain-lain	2.473	4.579	*Others*
Sub-total	5.140.731	5.534.558	*Sub-total*
Total	**6.259.666**	**6.530.727**	***Total***

Perubahan pada liabilitas manfaat polis masa depan adalah sebagai berikut:

Changes in the liabilities for future policy benefits are as follows:

	31 Desember/ *December 31,* 2021	31 Desember/ *December 31,* 2020	
Saldo awal	6.530.727	5.865.551	*Beginning balance*
Perubahan pada liabilitas manfaat polis masa depan - konvensional	(266.663)	662.916	*Changes in liabilities for future policy benefits - conventional*
Perubahan pada liabilitas manfaat polis masa depan - Syariah	(4.398)	2.260	*Changes in liabilities for future policy benefits - sharia*
Saldo akhir	**6.259.666**	**6.530.727**	***Ending balance***

Rincian liabilitas manfaat polis masa depan per mata uang adalah sebagai berikut:

The details of liability for future policy benefits by currency are as follows:

	31 Desember/ *December 31,* 2021	31 Desember/ *December 31,* 2020	
Rupiah	6.258.426	6.529.397	*Rupiah*
Dolar Amerika Serikat	1.240	1.330	*United States Dollar*
Total	**6.259.666**	**6.530.727**	***Total***

15. LIABILITAS ASURANSI (lanjutan)

a. Liabilitas Manfaat Polis Masa Depan (lanjutan)

Asumsi-asumsi yang digunakan dalam perhitungan liabilitas manfaat polis masa depan pada tanggal 31 Desember 2021 dan 2020 adalah sebagai berikut:

15. INSURANCE LIABILITIES (continued)

a. Liabilities for Future Policy Benefits (continued)

The assumptions used in the computation of the liability for future policy benefits as of December 31, 2021 and 2020, are as follows:

	31 Desember/ *December 31*, 2021	**31 Desember, *December 31*, 2020**	
Metode	Gross Premium Valuation	*Gross Premium Valuation*	*Method*
Tabel Mortalita	100%-115% TMI-III 2011	100%-115% TMI-III 2011	*Mortality Table*
Margin Risiko	-10,00% - 10,00%	-10,00% - 10,00%	*Risk Margin*
Tingkat diskonto			*Discount rate*
Rupiah	3,07% - 7,92%	3,80% - 7,83%	*Rupiah*
Dolar Amerika Serikat	0,67% - 2,83%	1,01% - 2,25%	*United States Dollar*

b. Premi yang Belum Merupakan Pendapatan

Premi yang belum merupakan pendapatan merupakan bagian yang belum merupakan pendapatan dari premi yang sudah dibayar atas kontrak asuransi jangka pendek. Perhitungannya dilakukan setiap akhir tahun atas setiap polis secara proporsional.

Premi yang belum merupakan pendapatan menurut jenis asuransi adalah sebagai berikut:

b. Unearned Premium Reserves

Unearned premium reserves represent unearned portion of premium already paid under short-term insurance contract. The calculation is made yearly for each policy on a proportional basis.

Unearned premium reserves by type of insurance are as follows:

	31 Desember/ *December 31*, 2021	**31 Desember/ *December 31*, 2020**	
Perorangan			*Individual*
Jangka warsa	13.586	9.263	*Term insurance*
Kumpulan			*Group*
Kesehatan	296.622	237.995	*Health*
Jangka warsa	45.531	41.587	*Term insurance*
Kecelakaan diri	17	28	*Personal accident*
	342.170	279.610	
Total	**355.756**	**288.873**	***Total***

Perubahan pada premi yang belum merupakan pendapatan adalah sebagai berikut:

Changes in unearned premium reserves are as follows:

	31 Desember/ *December 31*, 2021	**31 Desember/ *December 31*, 2020**	
Saldo awal	288.873	182.819	*Beginning balance*
Perubahan pada premi yang belum merupakan pendapatan - konvensional	58.738	105.248	*Changes in unearned premium reserve - conventional*
Perubahan pada premi yang belum merupakan pendapatan - syariah	8.145	806	*Changes in unearned premium reserve - sharia*
Saldo akhir	**355.756**	**288.873**	***Ending balance***

15. LIABILITAS ASURANSI (lanjutan)

c. Estimasi Liabilitas Klaim

Estimasi liabilitas klaim merupakan liabilitas yang disisihkan untuk memenuhi liabilitas klaim yang terjadi dan yang masih dalam proses penyelesaian atas polis-polis asuransi yang masih berlaku (*in-force policies*) pada tanggal laporan posisi keuangan konsolidasian.

Liabilitas ini meliputi baik klaim yang dilaporkan (RBNA) dan klaim yang telah terjadi namun belum dilaporkan (IBNR).

Rincian estimasi liabilitas klaim berdasarkan jenis asuransi adalah sebagai berikut:

15. INSURANCE LIABILITIES (continued)

c. Estimated Claims Liability

Estimated claims liability represents amounts set aside to provide for the outstanding and incurred claims arising from inforce insurance policies as of the consolidated statement of financial position date.

The liabilities includes both reported (RBNA) and incurred but not yet reported claims (IBNR).

The details of estimated claims liability by type of insurance are as follows:

	31 Desember/ *December 31,* 2021	31 Desember/ *December 31,* 2020	
Perorangan			*Individual*
Dwiguna kombinasi	16.773	9.945	*Combined endowment*
Jangka warsa	1.538	1.667	*Term insurance*
Kumpulan			*Group*
Jangka warsa	257.240	203.448	*Term insurance*
Kesehatan	10.263	20.426	*Health*
Catastrophic	45.193	28.974	*Catastrophic*
Total	**331.007**	**264.460**	***Total***

Termasuk dalam estimasi liabilitas klaim tersebut, RBNA sebesar Rp77.062 dan Rp57.880 masing-masing pada tanggal 31 Desember 2021 dan 2020.

Perubahan pada estimasi liabilitas klaim adalah sebagai berikut:

Included in the estimated claim liabilities, RBNA amounted to Rp77,062 and Rp57,880 as of 31 December 2021 and 2020, respectively.

Movement in estimated claims liabilities are as follows:

	31 Desember/ *December 31,* 2021	31 Desember/ *December 31,* 2020	
Saldo awal	264.460	209.777	*Beginning balance*
Perubahan neto pada estimasi liabilitas klaim - konvensional	54.200	48.813	*Changes in estimated claim liability - conventional*
Perubahan neto pada estimasi liabilitas klaim - syariah	12.347	5.870	*Changes in estimated claim liability - sharia*
Saldo akhir	**331.007**	**264.460**	***Ending balance***

16. LIABILITAS *UNIT-LINKED*

Akun ini terdiri atas liabilitas produk berikut:

16. LIABILITIES FOR UNIT-LINKED

This account consists of liability for the following products:

	31 Desember/ *December 31,* 2021	31 Desember/ *December 31,* 2020	
Unit-linked			*Unit-linked*
Darlink Agresif	2.507.496	2.148.891	*Darlink Agresif*
Darlink Stabil	415.263	168.894	*Darlink Stabil*
Darlink Dinamis	298.084	209.392	*Darlink Dinamis*
Darlink Aman	56.922	34.601	*Darlink Aman*
Darlink Amanah	12.507	11.040	*Darlink Amanah*
Total	**3.290.272**	**2.572.818**	***Total***

16. LIABILITAS *UNIT-LINKED* (lanjutan)

Perubahan pada liabilitas *unit-linked* adalah sebagai berikut:

16. LIABILITIES FOR UNIT-LINKED (continued)

Movement in liabilities unit-linked are as follows:

	31 Desember/ *December 31,* 2021	31 Desember/ *December 31,* 2020	
Saldo awal	2.572.818	1.678.655	*Beginning balance*
Perubahan liabilitas *unit-linked*	717.454	894.163	*Changes in liablities for unit-linked*
Saldo akhir	**3.290.272**	**2.572.818**	***Ending balance***

17. PERPAJAKAN

a. Utang Pajak

17. TAXATION

a. Taxes Payable

	31 Desember/ *December 31,* 2021	31 Desember/ *December 31,* 2020	
Pajak penghasilan			*Income taxes*
Pasal 4(2)	39	14	*Article 4(2)*
Pasal 21	4.582	2.546	*Article 21*
Pasal 23/26	359	266	*Article 23/26*
Total	**4.980**	**2.826**	***Total***

b. Beban (manfaat) pajak penghasilan

Rincian (manfaat) beban pajak penghasilan adalah sebagai berikut:

b. Income tax (benefit) expense

The details of the income tax expense (benefit) are as follows:

	Tahun yang berakhir pada tanggal 31 Desember/*Year ended December 31,*		
	2021	**2020**	
Beban pajak penghasilan	-	-	*Income tax expense*
Beban tahun sebelumnya	-	11.189	*Previous year expense*
Beban (manfaat) pajak tangguhan	(91.093)	(70.989)	*Deferred tax expense (benefit)*
Total	**(91.093)**	**(59.800)**	***Total***

Rekonsiliasi antara laba sebelum manfaat (beban) pajak penghasilan menurut laporan laba rugi dan penghasilan komprehensif lain konsolidasian dengan estimasi penghasilan kena pajak (rugi fiskal) tahun berjalan Perusahaan adalah sebagai berikut:

Reconciliation between income before income tax benefit (expense) per consolidated statement of profit or loss and other comprehensive income and estimated taxable income (loss) of the Company for the year are as follows:

	Tahun yang berakhir pada tanggal 31 Desember/*Year ended December 31,*		
	2021	**2020**	
Laba sebelum manfaat (beban) pajak penghasilan - Konsolidasian	58.946	2.590	*Income before income tax benefit (expense) - Consolidated*
(Laba) rugi sebelum manfaat (beban) pajak penghasilan Entitas Anak	(291.038)	(256.777)	*(Income) loss before income tax benefit (expense) - Subsidiaries*
(Rugi) Laba sebelum manfaat (beban) pajak penghasilan Perusahaan	(232.092)	(254.187)	*(Loss) Income before income tax benefit (expense) - The Company*

17. PERPAJAKAN (lanjutan)

b. Beban (manfaat) pajak penghasilan (lanjutan)

Rekonsiliasi antara laba sebelum manfaat (beban) pajak penghasilan menurut laporan laba rugi dan penghasilan komprehensif lain konsolidasian dengan estimasi penghasilan kena pajak (rugi fiskal) tahun berjalan Perusahaan adalah sebagai berikut: (lanjutan)

17. TAXATION (continued)

b. Income tax expense (benefit) (continued)

Reconciliation between income before income tax benefit (expense) per consolidated statement of profit or loss and other comprehensive income and estimated taxable income (loss) of the Company for the year are as follows: (continued)

	Tahun yang berakhir pada tanggal 31 Desember/*Year ended December 31,*		
	2021	**2020**	
Ditambah/(dikurangi):			*Add/(less):*
Beda temporer:			*Temporary differences:*
Penyisihan liabilitas imbalan kerja karyawan	9.179	10.118	*Provision for employee benefits liability*
Bonus	25.986	(41.030)	*Bonus*
Liabilitas manfaat polis masa depan	(189.799)	18.989	*Liability to future policy benefits*
Cadangan kerugian penurunan nilai	(33.916)	-	*Allowance for impairment losses*
Penyisihan cadangan IBNR	37.149	23.955	*Reserves for IBNR*
Keuntungan yang belum direalisasi dari obligasi	(3.588)	(74)	Unrealized *gain from bonds*
Amortisasi aset takberwujud	(4.731)	(2.959)	*Amortization of intangible assets*
Penyusutan aset tetap	(6.061)	(4.744)	*Depreciation of fixed assets*
Beban penyusutan dan beban bunga atas aset hak guna	1.444	1.056	*Depreciation and interest expenses of right of use assets*
Liabilitas kontinjensi	(1.308)	11.229	*Contingent liabilities*
Biaya akses	7.361	-	*Access Fee*
Beda temporer - neto	(158.284)	16.540	*Total temporary differences - net*
Beda tetap:			*Permanent differences:*
Beban promosi	44.157	15.542	*Promotional expenses*
Perubahan nilai wajar properti investasi	(3.013)	2.393	*Changes in fair value of investment properties*
Kerugian yang belum direalisasi dari efek-efek	172.894	192.694	*Unrealized loss from marketable securities*
Pendapatan yang dikenakan pajak final	(607.436)	(478.791)	*Income subjected to final tax*
Beban terkait pendapatan yang dikenakan pajak final	14.295	13.353	*Expenses related to income subjected to final tax*
Pajak final	71.227	50.560	*Final tax*
Lain-lain	124.908	65.549	*Others*
Beda tetap - neto	(182.968)	(138.698)	*Total permanent differences - net*
Estimasi (kerugian) penghasilan kena pajak	**(572.742)**	**(376.345)**	***Estimated taxable (expense) income***
Akumulasi rugi fiskal awal tahun sebelumnya	(376.345)	-	*Accumulated fiscal losses beginning of year*
Akumulasi rugi fiskal setelah penyesuaian - Perusahaan	**(949.087)**	**(376.345)**	***Accumulated tax losses* after adjustment - the Company**
Akumulasi rugi fiskal			***Accumulated tax losses***
2020	(376.345)	(376.345)	*2020*
2021	(572.742)	-	*2021*
Akumulasi rugi fiskal - Perusahaan	**(949.087)**	**(376.345)**	***Accumulated tax losses – the Company***

17. PERPAJAKAN (lanjutan)

b. Beban (manfaat) pajak penghasilan (lanjutan)

Rekonsiliasi antara laba sebelum manfaat (beban) pajak penghasilan dikalikan tarif pajak yang berlaku dan manfaat (beban) pajak penghasilan adalah sebagai berikut:

17. TAXATION (continued)

c. Income tax expense (benefit) (continued)

The reconciliation between income before income tax benefit (expense) multiplied by the enacted tax rate and tax benefit (expense) are as follows:

	Tahun yang berakhir pada tanggal 31 Desember/ *Year ended December 31*		
	2021	**2020**	
Laba sebelum manfaat (beban) pajak penghasilan - Konsolidasian	58.946	2.590	*Income before income tax benefit (expense) - Consolidated*
(Laba) rugi sebelum manfaat (beban) pajak penghasilan Entitas Anak	(291.038)	(256.777)	*(Income) loss before income tax benefit (expense) - Subsidiaries*
(Rugi) laba yang dikenakan pajak penghasilan badan - Perusahaan	(232.092)	(254.187)	*Taxable (loss) income for corporate income tax – the Company*
Tarif pajak yang berlaku	22%	22%	*Effective tax rate*
Pajak penghasilan dengan tarif yang berlaku	(51.060)	(55.921)	*Income tax at effective tax rate*
Pengaruh pajak atas beda tetap	(40.033)	(30.514)	*Tax effect of permanent differences*
Perubahan tarif pajak	-	15.446	Change in tax rate
Beban tahun sebelumnya	-	11.189	Previous year expense
(Manfaat) beban pajak penghasilan, neto	**(91.093)**	**(59.800)**	***Income tax (benefit) expense, net***

Berdasarkan Undang-undang Nomor 2 Tahun 2020 tanggal 18 Mei 2020 tentang Kebijakan Keuangan Negara dan Stabilitas Sistem Keuangan untuk Penanganan Pandemi *Corona Virus Disease* 2019 (COVID-19) dan/atau Dalam Rangka Menghadapi Ancaman yang Membahayakan Perekonomian Nasional dan/atau Stabilitas Sistem Keuangan ("Undang-undang Nomor 2 Tahun 2020") mengatur mengenai adanya penyesuaian tarif Pajak Penghasilan Wajib Pajak badan dalam negeri dan bentuk usaha tetap berupa penurunan tarif Pasal 17 ayat (1) huruf b Undang-undang mengenai Pajak Penghasilan menjadi sebesar 22% yang berlaku pada Tahun Pajak 2020 dan Tahun Pajak 2021 dan sebesar 22% yang mulai berlaku pada Tahun Pajak 2022.

Based on Law Number 2 of 2020 dated May 18, 2020 regarding State Financial Policy and Financial System Stability for Handling the 2019 Corona Virus Disease (COVID-19) Pandemic and/ or in the Context of Facing Threats that Endanger the National Economy and/ or Financial System Stability ("Law Number 2 Year 2020") regulates the adjustment of the Income Tax rate for domestic corporate taxpayers and permanent establishments in the form of lowering the rates of Article 17 paragraph (1) letter b of the Law on Income Tax to 22% (twenty two percent) in effect in the 2020 Fiscal Year and 2021 Tax Year and 22% (twenty percent) which will be effective in 2022 Fiscal Year.

Pada tanggal 29 Oktober 2021, berdasarkan Undang-undang Nomor 7 Tahun 2021 tentang harmonisasi Peraturan Perpajakan, antara lain mengatur bahwa tarif pajak yang dikenakan atas penghasilan kena pajak bagi Wajib Pajak badan dalam negeri dan bentuk usaha tetap adalah sebesar 22% yang akan berlaku pada tahun pajak 2022 dan seterusnya. Tarif pajak baru tersebut digunakan sebagai acuan untuk pengukuran aset dan liabilitas pajak kini dan tangguhan dimulai sejak tanggal berlakunya peraturan tersebut yaitu 29 Oktober 2021.

On October 29, 2021, based on Law no. 7 of 2021 regarding The Harmonization of Taxation Regulation among the others regulates that income tax rate on Corporate taxpayer and Permanent Establishment's taxable income is 22% which will be effective in 2022 Fiscal Year onwards. The new tax rates are used as reference to measure the current deferred tax assets and liabilities starting from the enactment date of the new regulation on October 29, 2021.

17. PERPAJAKAN (lanjutan)

b. Beban (manfaat) pajak penghasilan (lanjutan)

Berdasarkan PSAK No. 46 terjadinya perubahan tarif pajak harus dilakukan penyesuaian juga pada nilai Pajak Tangguhan awal tahun, adapun nilai selisih Pajak tangguhan pada awal tahun 2020 dari 25% menjadi 22% sebesar Rp15.446 atas selisih tersebut menjadi beban pada Laba Rugi dan akan mengurangi Laba setelah Pajak.

Perusahaan akan melaporkan estimasi rugi fiskal untuk tahun yang berakhir pada tanggal 31 Desember 2021, sebagaimana disebutkan di atas, dalam Surat Pemberitahuan Tahunan Pajak Penghasilan Badan (“SPT PPh Badan”) Tahun 2021 ke Kantor Pajak. Jumlah penghasilan kena pajak Perusahaan untuk tahun yang berakhir pada tanggal 31 Desember 2020, sebagaimana dinyatakan di atas, sesuai dengan jumlah yang dinyatakan dalam SPT PPh Badan tahun 2020.

17. TAXATION (continued)

b. Income tax expense (benefit) (continued)

Based on PSAK No. 46, changes in tax rates must also be adjusted to the value of Deferred Tax at the beginning of the year, while the value of the deferred tax difference at the beginning of he year 2020 from 25% to 22% is Rp15,446 of the difference charged to on Profit and Loss and will reduce Income after Tax.

The Company will report estimated fiscal loss for the year ended December 31, 2021, as stated above, in its annual corporate income tax return (SPT) Year 2021 to be submitted to the Tax Office. The amounts of estimated taxable income of the Company for the years ended December 31, 2020 as stated above, conformed with the amount stated in the 2020’s SPT.

c. Aset pajak tangguhan, neto / *c. Deferred tax assets, net*

	31 Desember/*December 31*, 2021				
	Saldo awal/ *Beginning balance*	**Dibebankan ke laba rugi/ *Charged to profit or loss***	**Dikreditkan (dibebankan) ke penghasilan komprehensif lain/ *Credited (charged) to the other comprehensive income***	**Saldo akhir/*Ending balance***	
Aset tetap	(1.533)	(1.334)	-	(2.867)	*Fixed assets*
Aset takberwujud, neto	(1.906)	(1.040)	-	(2.946)	*Intangible assets, net*
Aset hak guna	232	317	-	549	*Right of use assets*
Biaya akses	-	1.619	-	1.619	
Liabilitas imbalan kerja	23.549	2.019	(2.453)	23.115	*Employee benefits liability*
Bonus	-	5.716	-	5.716	*Bonus*
Penyisihan penurunan nilai atas:					*Allowance for impairment losses on:*
Piutang premi	4.931		-	4.931	*Premium receivables*
Piutang reasuransi	134		-	134	*Reinsurance receivables*
Piutang koasuransi	480		-	480	*Coinsurance receivables*
Piutang lain-lain	4.077		-	4.077	*Other receivables*
Aset lain-lain	7.294	(7.294)	-	-	*Other Assets*
Obligasi	166	(166)	-	-	*Bonds*
Penyisihan cadangan IBNR - Konvensional	41.643	8.173	-	49.816	*Reserves for IBNR - Conventional*
Liabilitas manfaat polis masa depan- Konvensional	38.381	(41.755)	-	(3.374)	*Liability for future policy benefits - Conventional*
Keuntungan yang belum direalisasi atas perubahan nilai wajar efek-efek	(20.470)	(789)	13.840	(7.419)	*Unrealized gain on changes in fair value of marketable securities, net*
Liabilitas kontinjensi	2.470	(376)	-	2.094	*Contingent liabilities*
Rugi pajak	82.796	126.003	-	208.799	*Tax loss*
Aset pajak tangguhan, neto	**182.244**	**91.093**	**11.387**	**284.724**	***Deferred tax assets, net***

17. PERPAJAKAN (lanjutan)

17. TAXATION (continued)

c. Aset pajak tangguhan, neto (lanjutan)

c. Deferred tax assets, net (continued)

	31 Desember/*December 31,* 2020				
	Saldo awal/ *Beginning balance*	**Dibebankan ke laba rugi/ *Charged to profit or loss***	**Dikreditkan (dibebankan) ke penghasilan komprehensif lain/ *Credited (charged) to the other comprehensive income***	**Saldo akhir/*Ending balance***	
Aset tetap	(556)	(977)	-	(1.533)	*Fixed assets*
Aset takberwujud, neto	(1.426)	(480)	-	(1.906)	*Intangible assets, net*
Aset hak guna	-	232	-	232	*Right of use assets*
Liabilitas imbalan kerja	22.917	(275)	907	23.549	*Employee benefits liability*
Bonus	10.257	(10.257)	-	-	*Bonus*
Penyisihan penurunan nilai atas:					*Allowance for impairment losses on:*
Piutang premi	5.603	(672)	-	4.931	*Premium receivables*
Piutang reasuransi	152	(18)	-	134	*Reinsurance receivables*
Piutang koasuransi	545	(65)	-	480	*Coinsurance receivables*
Piutang lain-lain	4.632	(555)	-	4.077	*Other receivables*
Aset lain-lain	8.289	(995)	-	7.294	*Other Assets*
Obligasi	189	(23)	-	166	*Bonds*
Penyisihan cadangan IBNR - Konvensional	41.333	310	-	41.643	*Reserves for IBNR - Conventional*
Liabilitas manfaat polis masa depan- Konvensional	38.867	(486)	-	38.381	*Liability for future policy benefits - Conventional*
Keuntungan yang belum direalisasi atas perubahan nilai wajar efek-efek	(2.578)	(16)	(17.876)	(20.470)	*Unrealized gain on changes in fair value of marketable securities, net*
Liabilitas kontinjensi	-	2.470	-	2.470	*Contingent liabilities*
Rugi pajak	-	82.796	-	82.796	*Tax loss*
Aset pajak tangguhan, neto	**128.224**	**70.989**	**(16.969)**	**182.244**	***Deferred tax assets, net***

Aset dan liabilitas pajak tangguhan mencakup konsekuensi pajak di masa mendatang sehubungan dengan perbedaan antara dasar laporan komersial dan fiskal dari aset dan liabilitas, serta pemanfaatan dari akumulasi rugi fiskal yang dapat digunakan berdasarkan rencana kerja manajemen Perusahaan.

Aset pajak tangguhan diakui sepanjang besar kemungkinan bahwa laba fiskal pada masa yang akan datang dapat menyebabkan aset pajak tangguhan dipulihkan.

Deferred tax assets and liabilities cover the future tax consequences attributable to differences between the financial and tax reporting bases of assets and liabilities, and the benefits from accumulated tax loss carry-forward based on the Company's management plan.

Deferred tax assets are recognized to the extent that it is probable that future taxable profit will allow the deferred tax assets to be recovered.

17. PERPAJAKAN (lanjutan)

d. Pemeriksaan pajak

2016

Direktorat Jenderal Pajak berdasarkan Surat Ketetapan Pajak Lebih Bayar (SKPLB) Pajak Penghasilan No. 00037/406/16/062/18 tanggal 27 April 2018 menetapkan Perusahaan terutang pajak penghasilan badan tahun 2016 sebesar Rp53.377 dan jumlah pajak lebih bayar sebesar Rp9.736. Di samping itu pada tanggal 27 April 2018, Perusahaan menerima beberapa Surat Ketetapan Pajak Kurang Bayar (SKPKB) dan Surat Tagihan Pajak (STP) atas Pajak Penghasilan (PPh) 21, PPh 23, PPh 26 dan Pajak Pertambahan Nilai (PPN) sebesar Rp8.520.

Berdasarkan Surat Keputusan Direktur Jenderal Pajak No. KEP-000058.PPH/WPJ.04/KP.1103/2018 tanggal 25 Mei 2018, SKPLB di atas dikompensasikan dengan SKPKB dan STP tersebut sehingga Perusahaan menerima pengembalian kelebihan pajak sebesar Rp1.216.

Perusahaan tidak menyetujui hasil SKPLB di atas, dimana menurut Perusahaan, seharusnya Perusahaan pada tahun pajak 2016 mengalami rugi fiskal sebesar Rp120.795. Perusahaan telah mengajukan keberatan ke Direktorat Jenderal Pajak pada tanggal 25 Juli 2018.

Pengadilan Pajak melalui suratnya keputusannya No.P.38/SP.Wk/2021 tanggal 29 Januari 2021 mengabulkan sebagian keberatan tersebut dan menyetujui Lebih Bayar Pajak Penghasilan Badan Perusahaan tahun 2016 sebesar Rp63.113. Perusahaan telah menerima Surat Perintah Membayar Kelebihan Pajak (SPMKP) melalui surat nomor 00177A tanggal 8 Maret 2021 sejumlah Rp53.377, dikurangi kompensasi atas utang pajak sebesar Rp2. Pada tanggal 10 Maret 2021, Perusahaan telah menerima kelebihan pembayaran pajak sebesar Rp53.375.

17. TAXATION (continued)

d. Tax assessment

2016

The General Directorate of Taxes based on its Letter of Tax Overpayment of Income Tax No. 00037/406/16/062/18 dated April 27, 2018, assessed that the Company's corporate income tax payable for 2016 amounted to Rp53,377 and tax overpayment amounts to Rp9,736. In addition, on April 27, 2018, The Company received several Underpayment Assessment Letter (SKPKB) and Tax Collection Letter (STP) for Income Tax Article 21, Article 23, Article 26 and VAT amounting to Rp8,520.

Based on the decree of the General Director of Taxes No. KEP-000058.PPH/WPJ.04/KP.1103/2018 dated May 25, 2018, the above Letter of Tax Overpayment of Income Tax is compensated with the aforementioned SKPKB and STP, resulting in the Company receiving tax overpayment refund amounting to Rp1,216.

The Company disagrees with the aforementioned Letter of Tax Overpayment of Income Tax, where according to the Company, the Company in 2016 experienced fiscal losses amounting to Rp120,795. The Company has raised objections to the The General Directorate of Taxes on July 25, 2018.

The Tax Court, through its decision letter No. P.38/SP.Wk/2021 dated January 29, 2021, approved partially to the objection and approved the Overpayment of the Company's 2016 Corporate Income Tax amounting to Rp63,113. The Company has received Tax Overpayment Refund Order (SPMKP) through letter number 00177A dated March 8, 2021 amounting to Rp53,377, deducted by compensation of tax payable amounting to Rp2. On March 10, 2021, the Company has been received refunf of Tax Overpayment amounting Rp53,375.

17. PERPAJAKAN (lanjutan)

d. Pemeriksaan pajak (lanjutan)

2015

Pada tanggal 17 April 2020, Perusahaan menerima beberapa SKPKB dan STP perihal Hasil Pemeriksaan Pajak Tahun Pajak 2015. Berdasarkan SKPKB dan STP tersebut, Perusahaan memiliki kurang bayar atas Pajak Penghasilan (PPh) 21, PPh 23, PPh 26, PPh 4 (2), PPh Badan, dan Pajak Pertambahan Nilai (PPN) serta sanksi administrasi denda dengan jumlah keseluruhan Rp92.959. Dari jumlah tersebut, Perusahaan telah menyetujui kurang bayar PPh Badan sebesar Rp11.189 dan kurang bayar PPh lainnya serta sanksi administrasi denda dengan total sebesar Rp12.120 yang masing-masing dicatat sebagai beban pajak tahun berjalan dan beban lain-lain (Catatan 29) dalam laporan laba rugi dan penghasilan komprehensif lain konsolidasian untuk periode yang berakhir pada tanggal 31 Desember 2020.

Perusahaan telah membayar ke kantor pajak tanggal 15 Mei 2020 dan 14 Juli 2020 masing-masing sebesar Rp15.518 dan Rp77.441.

Perusahaan tidak menyetujui sebagian hasil SKPKB di atas sebesar Rp69.650 dan telah mengajukan keberatan ke Direktorat Jenderal Pajak pada tanggal 16 Juli 2020.

Tanggal 15 Juni 2021 Direktorat Jenderal Pajak menerbitkan Surat Keputusan Nomor KEP-00506/KEB/WPJ.04/2021 yang isinya menolak keberatan yang diajukan Perusahaan, dan mempertahankan jumlah pajak yang masih harus dibayar sebesar Rp86.209.

Tanggal 13 September 2021 Perusahaan mengajukan Permohonan Banding atas KEP DJP Nomor KEP-00506/KEB/WPJ.04/2021 dan sudah memasuki tahap sidang pertama yang akan dilaksanakan pada tanggal 15 Maret 2022 secara elektronik.

17. TAXATION (continued)

d. Tax assessment (continued)

2015

On April 17, 2020, the Company received several SKPKB and STP regarding the Tax Audit Result for taxable year 2015. Based on the SKPKB and STP, the Company has underpayments of Income tax Article 21, Income tax Article 23, Income tax Article 26, Income tax Article 4 (2), Corporate income tax, Value-added tax, and tax administration fines and penalty with an aggregate amount of Rp92,959. From such amount, the Company has agreed to pay underpayment Corporate income tax amounting to Rp11,189 and underpayment other income taxes and penalty with totally amounting to Rp12,120 recorded as part of current income tax and other expenses (Note 29) in the consolidated statement of profit or loss and other comprehensive income for the period ended December 31, 2020, respectively.

The Company paid to the tax office on May 15, 2020 and July 14 2020 amounting to Rp15,518 and Rp77,441, respectively.

The Company disagrees with the aforementioned SKPKB amounting to Rp69,650 and has raised objections to the General Directorate of Taxes on July 16, 2020.

On June 15, 2021, the Directorate General of Taxes issued Decree Number KEP-00506/KEB/WPJ.04/2021 which rejected the objections submitted by the Company, and maintained the amount of tax still to be paid amounting to Rp86,209.

On September 13, 2021, the Company submitted an Appeal Application for the DGT KEP Number KEP-00506/KEB/WPJ.04/2021 and has entered the stage of the first trial which will be held on March 15, 2022 electronically.

18. LIABILITAS IMBALAN KERJA

Perhitungan liabilitas imbalan kerja menggunakan metode "*Projected Unit Credit*" dengan asumsi-asumsi sebagai berikut:

18. EMPLOYEE BENEFITS LIABILITY

The employee benefits liability were calculated using the "Projected Unit Credit" method with the following assumptions:

	31 Desember/ *December 31,* 2021	**31 Desember/ *December 31,* 2020**	
Tingkat diskonto per tahun	7,00%	6,50%	*Discount rate per annum*
Tingkat kematian	TMI-IV	TMI-IV	*Mortality rate*
Tingkat kenaikan gaji tahunan	7,00%	7,00%	*Annual salary increase rate*
Tingkat kecacatan	10,00% dari/*of* TMI-IV	10,00% dari/*of* TMI-IV	*Disability rate*
Tingkat pengunduran diri	5,00% sampai usia 20 tahun kemudian menurun sampai 0% pada usia 56 tahun/ *5,00% until the age of 20 and will decrease until 0% at the age 56*	5,00% sampai usia 20 tahun kemudian menurun sampai 0% pada usia 56 tahun/ *5,00% until the age of 20 and will decrease until 0% at the age 56*	*Resignation rate*
Usia pensiun	56 tahun/*years*	56 tahun/*years*	*Retirement age*

a. Rincian liabilitas imbalan kerja adalah sebagai berikut:

a. The details of the employee benefits liability are as follows:

	31 Desember/*December 31*, 2021			
	Undang-Undang/ *Labor Law*	**Imbalan jangka panjang lainnya/ *Other long-term benefit***	**Total**	
Nilai kini kewajiban imbalan pasti	**80.805**	**24.268**	**105.073**	*Present value of defined benefits obligation*

	31 Desember/*December 31*, 2020			
	Undang-Undang/ *Labor Law*	**Imbalan jangka panjang lainnya/ *Other long-term benefit***	**Total**	
Nilai kini kewajiban imbalan pasti	**82.940**	**24.104**	**107.044**	*Present value of defined benefits obligation*

b. Rincian beban imbalan kerja adalah sebagai berikut:

b. The details of the employee benefits expense are as follows:

	Tahun yang berakhir pada tanggal 31 Desember/ *Year ended December 31,* 2021			
	Undang-Undang/ *Labor Law*	**Imbalan jangka panjang lainnya/ *Other long-term benefit***	**Total**	
Biaya jasa kini	6.734	4.031	10.765	*Current service costs*
Beban bunga	5.393	1.491	6.884	*Interest cost*
Keuntungan aktuarial	-	(1.276)	(1.276)	*Actuarial gain*
Beban imbalan neto	**12.127**	**4.246**	**16.373**	***Net benefit expense***

18. LIABILITAS IMBALAN KERJA (lanjutan)

b. Rincian beban imbalan kerja adalah sebagai berikut: (lanjutan)

18. EMPLOYEE BENEFITS LIABILITY (continued)

b. The details of the employee benefits expense are as follows: (continued)

	Tahun yang berakhir pada tanggal 31 Desember/ *Year ended December 31,* 2020			
	Undang-Undang/ *Labor Law*	**Imbalan jangka panjang lainnya/ *Other long-term benefit***	**Total**	
Biaya jasa kini	6.202	8.745	14.947	*Current service cost*
Beban bunga	5.538	1.583	7.121	*Interest cost*
Keuntungan aktuarial	-	(1.711)	(1.711)	*Actuarial gain*
Beban imbalan neto	**11.740**	**8.617**	**20.357**	***Net benefit expense***

c. Perubahan pada liabilitas imbalan kerja yang diakui pada laporan posisi keuangan konsolidasian adalah sebagai berikut:

c. Movements in the employee benefits liability recognized in the consolidated statement of financial position are as follows:

	31 Desember/*December 31,* 2021			
	Undang-Undang/ *Labor Law*	**Imbalan jangka panjang lainnya/ *Other long-term benefit***	**Total**	
Saldo awal	82.940	24.104	107.044	*Beginning balance*
Beban imbalan karyawan selama tahun berjalan	12.127	4.246	16.373	*Employee benefits expense during the year*
Pengukuran kembali yang diakui di penghasilan komprehensif lain	(11.149)	-	(11.149)	*Remeasurement recognized in other comprehensive income*
Pembayaran imbalan kerja	(3.113)	(4.082)	(7.195)	*Benefit payment*
Saldo akhir tahun	**80.805**	**24.268**	**105.073**	***Ending balance at end of year***

	31 Desember/*December 31,* 2020			
	Undang-Undang/ *Labor Law*	**Imbalan jangka panjang lainnya/ *Other long-term benefit***	**Total**	
Saldo awal	71.915	19.755	91.670	*Beginning balance*
Beban imbalan karyawan selama tahun berjalan	11.740	8.617	20.357	*Employee benefits expense during the year*
Pengukuran kembali yang diakui di penghasilan komprehensif lain	5.255	-	5.255	*Remeasurement recognized in other comprehensive income*
Pembayaran imbalan kerja	(5.970)	(4.268)	(10.238)	*Benefit payment*
Saldo akhir tahun	**82.940**	**24.104**	**107.044**	***Ending balance at end of year***

d. Profil jatuh tempo dari pembayaran manfaat masa depan tanpa tingkat diskonto masing-masing pada tanggal 31 Desember 2021 dan 2020 adalah sebagai berikut (tidak diaudit):

d. The maturity profile of undiscounted future benefits payment as of December 31, 2021 and 2020, are as follows (unaudited):

	31 Desember/ *December 31,* 2021	**31 Desember/ *December 31,* 2020**	
Hingga akhir tahun berikutnya	9.844	9.312	*Until end of the next following year*
Lebih dari 1 sampai 2 tahun	66.559	60.748	*More than 1 up to 2 years*
Lebih dari 2 sampai 5 tahun	84.528	92.171	*More than 2 up to 5 years*
Lebih dari 5 tahun	343.633	434.738	*More than 5 years*
Total	**504.564**	**596.969**	***Total***

18. LIABILITAS IMBALAN KERJA (lanjutan)

e. Analisa sensitivitas

Pada tanggal 31 Desember 2021 dan 2020, sensitivitas atas asumsi-asumsi aktuarial adalah sebagai berikut (tidak diaudit):

18. EMPLOYEE BENEFITS LIABILITY (continued)

e. Sensitivity analysis

As of December 31, 2021 and 2020, sensitivity analysis for actuarial assumption, are as follows (unaudited):

	31 Desember/*December 31, 2021*				
	Tingkat diskonto/ *Discount rates*		**Kenaikan gaji di masa depan/ *Future salary increases***		
	Persentase/ *Percentage*	**Pengaruh nilai kini atas kewajiban imbalan kerja/ *Effect on present value of benefits obligation***	**Persentase/ *Percentage***	**Pengaruh nilai kini atas kewajiban imbalan kerja/ *Effect on present value of benefits obligation***	
Kenaikan	1%	(8.492)	1%	6.993	*Increase*
Penurunan	(1%)	6.645	(1%)	(8.918)	*Decrease*

	31 Desember/*December 31,* 2020				
	Tingkat diskonto/ *Discount rates*		**Kenaikan gaji di masa depan/ *Future salary increases***		
	Persentase/ *Percentage*	**Pengaruh nilai kini atas kewajiban imbalan kerja/ *Effect on present value of benefits obligation***	**Persentase/ *Percentage***	**Pengaruh nilai kini atas kewajiban imbalan kerja/ *Effect on present value of benefits obligation***	
Kenaikan	1%	(7.720)	1%	9.102	*Increase*
Penurunan	(1%)	8.790	(1%)	(8.130)	*Decrease*

Durasi rata-rata tertimbang dari kewajiban imbalan pasti pada tanggal 31 Desember 2021 dan 2020 masing-masing adalah 11,42 dan 11,46 tahun.

The weighted average duration of the Company's defined benefits obligation as of December 31, 2021 and 2020 are 11.42 and 11.46 years, respectively.

19. DANA PESERTA

Rincian dana peserta adalah sebagai berikut:

19. PARTICIPANTS' FUNDS

The details of participants's fund are as follows:

	31 Desember/*December 31*		
	2021	**2020**	
Dana *tabarru*	13.511	14.567	*Tabarru fund*
Dana *syirkah*	182.327	153.760	*Syirkah fund*
Total dana peserta	**195.838**	**168.327**	***Total participant fund***

19. DANA PESERTA (lanjutan)

19. PARTICIPANTS' FUNDS (continued)

DANA *TABARRU*

TABARRU FUND

Laporan surplus (defisit) dana *tabarru*

Statement of surplus (deficit) tabarru fund

	Tahun yang Berakhir pada Tanggal 31 Desember/ *Year ended December 31*		
	2021	**2020**	
PENDAPATAN ASURANSI			***INSURANCE INCOME***
Pendapatan kontribusi	125.370	121.485	*Contributions income*
Bagian pengelola atas kontribusi (ujrah pengelola)	(54.346)	(67.529)	*Operator share of contribution (ujrah for operator)*
Bagian reasuransi atas kontribusi	(7.311)	(11.510)	*Reinsurance share of contributions*
Total	**63.713**	**42.446**	***Total***
BEBAN ASURANSI			***INSURANCE EXPENSE***
Klaim dan manfaat	73.882	43.389	*Claims and benefits*
Biaya *profit sharing*	2.091	2.271	*Profit sharing expense*
Klaim reasuransi	(23.376)	(16.606)	*Reinsurance claim recoveries*
Kenaikan penyisihan klaim	12.347	5.870	*Increase in claim reserves*
Kenaikan kontribusi yang belum menjadi hak	8.145	806	*Increase in unearned contributions*
(Penurunan) kenaikan penyisihan manfaat polis masa depan	(4.398)	2.260	*(Decrease) increase in reserve for future policy benefits*
Penurunan aset reasuransi	1.455	1.032	*Decrease in reinsurance assets*
Total	**70.146**	**39.022**	*Total*
(DEFISIT) SURPLUS *UNDERWRITING*	**(6.433)**	**3.424**	***(DEFICIT) SURPLUS UNDERWRITING***
Dikurangi:			*Less:*
Surplus *underwriting* dibagikan			*Underwriting surplus distributed to*
ke Peserta	-	-	*the Participants*
ke Pengelola	-	-	*the Operator*
(Defisit) surplus yang tersedia untuk dana tabarru	**(6.433)**	**3.424**	***(Deficit) surplus underwriting of tabarru fund***
PENDAPATAN DAN BEBAN INVESTASI			***INVESTMENT INCOME AND EXPENSES***
Pendapatan investasi	5.178	4.298	*Investment income*
Pendapatan lain-lain, neto	2	151	*Other income, net*
PENGHASILAN KOMPREHENSIF LAIN			***OTHER COMPREHENSIVE INCOME***
Kenaikan nilai wajar investasi	197	2.794	*Increase in fair value of investment*
(DEFISIT) SURPLUS DANA TABARRU	**(1.056)**	**10.667**	***(DEFICIT) SURPLUS TABARRU FUND***
SALDO AWAL DANA *TABARRU*	**14.567**	**3.900**	***BEGINNING BALANCE OF TABARRU FUND***
SALDO AKHIR DANA *TABARRU*	**13.511**	**14.567**	***ENDING BALANCE OF TABARRU FUND***

19. DANA PESERTA (lanjutan)

DANA *SYIRKAH*

Rincian informasi mengenai dana *syirkah* pada tanggal-tanggal 31 Desember 2021 dan 2020 adalah sebagai berikut:

19. PARTICIPANTS' FUNDS (continued)

SYIRKAH FUND

The detailed information relating to the syirkah fund as of December 31, 2021 and 2020 is as follows:

	31 Desember/ *December 31,* 2021	31 Desember/ *December 31,* 2020	
Aset			***Assets***
Kas dan bank	3.840	4.131	*Cash and banks*
Piutang kontribusi	4.899	5.475	*Contribution receivable*
Piutang hasil investasi	2.441	1.251	*Investment income receivables*
Investasi			*Investments*
Deposito berjangka	10.700	15.700	*Time deposits*
Obligasi	81.873	69.583	*Bonds*
Reksa dana	81.765	64.869	*Mutual funds*
Total investasi	174.338	150.152	*Total investments*
Total aset	185.518	161.009	*Total assets*
Dikurangi:			***Less:***
Liabilitas lain-lain	3.191	7.249	*Other liabilities*
Dana *syirkah*	**182.327**	**153.760**	***Syirkah fund***

20. MODAL SAHAM

Susunan pemegang saham Perusahaan pada tanggal 31 Desember 2021 dan 2020, adalah sebagai berikut:

20. SHARE CAPITAL

The composition of the Company's shareholders as of December 31, 2021 and 2020 are as follows:

	31 Desember/*December 31,* 2021			
	Jumlah saham/ *Number of shares*	Persentase Pemilikan/ *Percentage of shares*	Jumlah/ *Amount*	
PT Bank Rakyat Indonesia (Persero) Tbk				*PT Bank Rakyat Indonesia (Persero) Tbk*
Seri A	1	0,001%	-	*Series A*
Seri B	2.002.021	63,830%	200.202	*Series B*
FWD Management Holding Ltd.	936.458	29,857%	93.646	*FWD Management Holding Ltd.*
Yayasan Kesejahteraan Pegawai BRI				*Yayasan Kesejahteraan Pegawai BRI*
Seri B	197.978	6,312%	19.798	*Series B*
Total	**3.136.458**	**100,000%**	**313.646**	***Total***

	31 Desember/*December 31,* 2020			
	Jumlah saham/ *Number of shares*	Persentase Pemilikan/ *Percentage of shares*	Jumlah/ *Amount*	
PT Bank Rakyat Indonesia (Persero) Tbk				*PT Bank Rakyat Indonesia (Persero) Tbk*
Seri A	1	0,000%	-	*Series A*
Seri B	2.002.021	91,000%	200.202	*Series B*
Yayasan Kesejahteraan Pegawai BRI				*Yayasan Kesejahteraan Pegawai BRI*
Seri B	197.978	8,999%	19.798	*Series B*
Total	**2.200.000**	**100,000%**	**220.000**	***Total***

20. MODAL SAHAM (lanjutan)

Manajemen modal

Tujuan Perusahaan dalam mengelola modal adalah untuk menjaga kemampuan Perusahaan dalam mempertahankan kelangsungan hidup dan berusaha untuk memaksimalkan manfaat kepada pemegang saham dan kepentingan lainnya.

Pemerintah Indonesia, melalui Menteri Keuangan menetapkan dan memantau persyaratan modal dan persyaratan peraturan lainnya bagi Perusahaan sebagai penyedia asuransi jiwa.

Tambahan modal disetor

Berdasarkan Akta Notaris Jose Dima Satria, S.H., M.Kn., No. 8 tanggal 2 March 2021 yang telah disetujui oleh Menteri Hukum dan Hak Asasi Manusia Republik Indonesia dalam surat keputusannya No. AHU-0039355.AH.01.11.Tahun 2021 tanggal 2 Maret 2021, modal dasar Perusahaan ditingkatkan dari 2.200.000 saham (nilai nominal Rp100.000 (nilai penuh) per saham) menjadi 3.136.458 saham.

Sebelumnya 936.458 saham telah ditempatkan dan disetor penuh oleh FWD Financial Services Pte. Ltd., senilai Rp3.850.000. Selisih antara tambahan modal disetor dan total nilai nominalnya sejumlah Rp3.756.354 disajikan di ekuitas dalam akun "Tambahan Modal Disetor". Pada tanggal 13 Oktober 2021, berdasarkan Akta Notaris Jose Dima Satria, S.H., M.Kn., No. 59 tanggal 13 Oktober 2021, tedapat transfer seluruh saham FWD Financial Services Pte. Ltd. ke FWD Management Holding Ltd. senilai Rp3.850.000. Penambahan modal dasar tersebut telah disetujui Otoritas Jasa Keuangan melalui surat No. S-12/NB.1/2021

20. SHARE CAPITAL (continued)

Capital management

The Company's objectives in managing capital are to safeguard the Company's ability to continue as a going concern while seeking to maximize benefits to shareholders and other stakeholders.

The Government of Indonesia, through Minister of Finance sets and monitors capital requirements and other regulatory requirements for the Company as a life insurance provider.

Additional paid-in capital

Based on Notarial Deed of Jose Dima Satria, S.H., M.Kn., dated March 2, 2021 No. 8 which was approved by the Minister of Law and Human Rights of the Republic of Indonesia in decision letter No. AHU-0039355.AH.01.11. Tahun 2021 dated March 2, 2021, the Company's authorized capital increased from 2.200.000 shares (par value of Rp100,000, (full amount) per share) to 3.136.458 shares.

From the original issued and fully paid 936,458 shares by FWD Financial Services Pte. Ltd., amounting to Rp3,850,000. The difference between the additional cash contribution paid and the total nominal value amounting to Rp3,756,354 is presented in equity under "Additional Paid-in Capital" account. On October 13, 2021 based on Notarial Deed of Jose Dima Satria, S.H., M.Kn., dated October 13, 2021 No. 59, there is a transfer of all shares of FWD Financial Services Pte. Ltd. to FWD Management Holding Ltd. Amounting IDR 3,850,000. The addition of authorized capital has been approved by the Financial Services Authority through letter No. S-12/NB.1/2021.

21. CADANGAN UMUM DAN DIVIDEN KAS

Berdasarkan Rapat Umum Pemegang Saham Tahunan Perusahaan tanggal 28 April 2021 yang risalah rapatnya dicakup oleh Akta Notaris Jose Dima Satria, S.H., M.Kn. No. 162, pemegang saham memutuskan tidak membagikan dividen dari laba tahun buku 2020.

Berdasarkan Rapat Umum Pemegang Saham Tahunan Perusahaan tanggal 8 Juli 2020 yang risalah rapatnya dicakup oleh Akta Notaris No. 05 dari Nanda Fauz Iwan, S.H., M.Kn., pemegang saham memutuskan untuk menyisihkan cadangan umum sesuai dengan ketentuan Pasal 61 Undang-Undang No. 40 Tahun 2007 tentang Perseroan Terbatas sebesar Rp323.267 dan tidak membagikan dividen dari laba bersih tahun buku 2019.

21. GENERAL RESERVES AND CASH DIVIDEND

Based on the Shareholders' Annual General Meeting of the Company on April 28, 2021, which minutes were covered by Notarial Deed No. 162 of Jose Dima Satria, S.H., M.Kn., the Shareholders decided not distribute dividend from net profit for fiscal year 2020.

Based on the Shareholders' Annual General Meeting of the Company on July 8, 2020, which minutes were covered by Notarial Deed No. 05 of Nanda Fauz Iwan, S.H., M.Kn., the Shareholders decided to provide allowance for general reserve in accordance with Article 61 of Law No. 40 Year 2007 regarding Limited Liability Company amounting to Rp323,267 and to not distribute dividend from net profit for fiscal year 2019.

21. CADANGAN UMUM DAN DIVIDEN KAS (lanjutan)

21. GENERAL RESERVES AND CASH DIVIDEND (continued)

	2021	2020	
Cadangan Umum	-	323.267	*General reserve*

Sesuai dengan Undang-Undang No. 40 Tahun 2007 mengenai Perseroan Terbatas tertanggal 16 Agustus 2007 yang mengharuskan perusahaan Indonesia untuk membentuk cadangan wajib sekurang-kurangnya 20% dari total modal yang ditempatkan dan disetor penuh. Pada tanggal 31 Desember 2021 dan 2020, Perusahaan telah memenuhi ketentuan diatas.

In accordance with the Indonesian Limited Company Law No. 40 Year 2007 dated August 16, 2007 which requires Indonesia Companies to set up a statutory reserves to a minimum of 20% of the Company's issued and paid up share capital. As of December 31, 2021 and 2020, the Company has fulfilled the regulation above.

22. PREMI BRUTO

22. GROSS PREMIUMS

	Tahun yang berakhir pada tanggal 31 Desember/*Year ended December 31,*		
	2021	2020	
Perorangan			***Individual***
Dwiguna kombinasi	211.178	69.760	*Combined endowment*
Kesehatan	100.716	47.060	*Health*
Seumur hidup	8.274	11.484	*Whole life*
Jangka warsa	3.780	2.230	*Term insurance*
Kecelakaan diri	2.326	17.008	*Personal accident*
Dwiguna	4.716	2.533	*Endowment*
Anuitas	12.729	62.642	*Annuity*
Sub-total	343.719	212.717	*Sub-total*
Kumpulan			***Group***
Jangka warsa	2.815.768	2.612.076	*Term insurance*
Kesehatan	766.102	828.218	*Health*
Dwiguna kombinasi	424.768	442.507	*Combined endowment*
Dwiguna	79.079	32.393	*Endowment*
Anuitas	8.136	-	*Anuitas*
Kecelakaan Diri	24	-	*Kecelakaan Diri*
Sub-total	4.093.877	3.915.194	*Sub-total*
Premi *Unit-linked*	2.352.779	1.761.851	*Unit-linked Premium*
Total	**6.790.375**	**5.889.762**	***Total***

23. HASIL INVESTASI, NETO

23. INVESTMENT INCOME, NET

	Tahun yang berakhir pada tanggal 31 Desember/*Year ended December 31,*		
	2021	2020	
Pendapatan bunga			*Interest income*
Obligasi	379.881	225.390	*Bonds*
Deposito berjangka	32.348	35.962	*Time deposits*
Sub-total pendapatan bunga	412.229	261.352	*Sub-total interest income*
Laba penjualan efek dalam kelompok nilai wajar melalui laba rugi	310.203	182.733	*Gain on sale of marketable securities classified as fair value through profit or loss*
Laba penjualan efek dalam kelompok tersedia untuk dijual (Catatan 9)	15.602	97.126	*Gain on sale of marketable securities classified as available for sale (Note 9)*
Laba (rugi) yang belum direalisasi atas efek dalam kelompok nilai wajar melalui laba rugi, neto	45.641	70.948	*Unrealized gain (loss) on marketable securities classified as fair value through profit or loss, net*
Pendapatan dividen atas investasi saham	8.706	13.265	*Dividend income from investments in equity shares*

23. HASIL INVESTASI, NETO (lanjutan) / *23. INVESTMENT INCOME, NET (continued)*

	Tahun yang berakhir pada tanggal 31 Desember/*Year ended December 31,*		
	2021	**2020**	
Pendapatan sewa atas properti investasi (Catatan 9)	957	1.503	*Rental income from investment properties (Note 9)*
Laba penjualan penyertaan langsung		800	*Gain on sale of direct placement*
Laba selisih kurs, neto	1	(432)	*Gain on foreign exchange, net*
Laba yang belum direalisasi atas penyesuaian nilai wajar properti investasi (Catatan 9)	3.013	(2.393)	*Unrealized gain from fair value adjustment on investment properties (Note 9)*
Beban investasi	(5.955)	(4.036)	*Investment expenses*
Amortisasi premi obligasi	(7.179)	(4.765)	*Amortization of premium on bonds*
Neto	**783.218**	**616.101**	***Net***

24. PENDAPATAN LAIN-LAIN / *24. OTHER INCOME*

	Tahun yang berakhir pada tanggal 31 Desember/*Year ended December 31,*		
	2021	**2020**	
Komisi reasuransi	51.146	10.665	*Reinsurance commission*
Pendapatan manajemen fee dan *rebate fee*	21.915	10.901	*Management fee and rebate fee Income*
Pendapatan bunga	794	1.063	*Interest income*
Total	**73.855**	**22.629**	***Total***

25. KLAIM DAN MANFAAT BRUTO / *25. GROSS CLAIMS AND BENEFITS*

	Tahun yang berakhir pada tanggal 31 Desember/*Year ended December 31,*		
	2021	**2020**	
Klaim kematian	4.096.749	2.388.385	*Death claim*
Klaim penebusan	748.564	726.838	*Surrender claim*
Klaim jatuh tempo	206.326	211.543	*Maturity claim*
Pengembalian premi	122.306	123.301	*Premium refunds*
Lain-lain	541.019	309.604	*Others*
Total	**5.714.964**	**3.759.671**	***Total***

26. BEBAN AKUISISI / *26. ACQUISITION COST*

	Tahun yang berakhir pada tanggal 31 Desember/*Year ended December 31,*		
	2021	**2020**	
Biaya manajemen	668.224	433.905	*Management fee*
Komisi dan bonus	146.918	122.080	*Commissions and bonuses*
Pemeriksaan kesehatan	1.121	981	*Medical check-up*
Total	**816.263**	**556.966**	***Total***

27. BEBAN USAHA / *27. OPERATING EXPENSES*

	Tahun yang berakhir pada tanggal 31 Desember/*Year ended December 31,*		
	2021	**2020**	
Gaji, tunjangan dan kesejahteraan karyawan	232.746	182.758	*Salaries, allowances and employees' welfare*
Beban perlengkapan kantor dan lainnya	67.466	62.389	*Office supplies and other office expenses*
Penyusutan aset tetap (Catatan 10)	38.688	37.771	*Depreciation of fixed asset (Note 10)*
Beban sewa	23.179	23.892	*Rental expense*
Amortisasi (Catatan 11)	21.140	20.227	*Amortization expense (Note 11)*
Imbalan kerja (Catatan 18)	16.373	20.357	*Employee benefit (Note 18)*
Penyusutan aset hak guna (Catatan 10)	12.476	12.314	*Depreciation of right of use asset (Note 10)*
Jasa profesional	10.700	9.098	*Professional fees*
Iuran dan sumbangan	10.534	10.767	*Fees and donations*
Transportasi dan perjalanan	4.237	4.726	*Transportation and traveling*
Jamuan	3.302	3.257	*Entertainment*
Pelatihan	3.172	3.710	*Training*
Perbaikan dan pemeliharaan	1.818	2.297	*Repair and maintenance*
Biaya pajak	1.769	2.797	*Tax expense*
Jasa pelayanan dan investigasi	341	7.185	*Services and investigations*
Lain-lain	979	1.690	*Others*
Total	**448.920**	**405.235**	***Total***

28. BEBAN PEMASARAN / *28. MARKETING EXPENSES*

	Tahun yang berakhir pada tanggal 31 Desember/*Year ended December 31,*		
	2021	**2020**	
Gaji dan tunjangan tenaga penjualan	99.887	89.523	*Sales representative salaries and benefits*
Tunjangan hari raya	12.017	6.482	*Religious allowance*
Rekruitmen dan pelatihan	6.817	11.188	*Recruitment and training*
Program penghargaan	3.025	3.373	*Reward program*
Promosi	1.788	2.182	*Promotion expense*
Biaya cetak	608	8.367	*Printing costs*
Iklan	394	1.111	*Advertising*
Lain-lain	11.011	6.426	*Others*
Total	**135.547**	**128.652**	***Total***

29. BEBAN LAIN-LAIN, NETO / *29. OTHER EXPENSES, NET*

	Tahun yang berakhir pada tanggal 31 Desember/*Year ended December 31,*		
	2021	**2020**	
Denda pajak (Catatan 17)	-	12.120	*Tax penalties (Notes 17)*
(Penurunan) kenaikan beban kontijensi	(2.866)	11.229	*(Increase) decreaseontingency expense*
Bunga liabilitas sewa (Catatan 10)	1.308	1.721	*Interest of lease liabilities (Notes 10)*
(Laba) Rugi selisih kurs, neto	(74)	250	*(Gain) Loss on foreign exchage, net*
Lain-lain	6.201	574	*Others*
Total	**4.569**	**25.894**	***Total***

30. INSTRUMEN KEUANGAN

Tabel berikut menyajikan nilai tercatat dan estimasi nilai wajar dari instrumen keuangan Grup pada tanggal 31 Desember 2021 dan 2020:

30. FINANCIAL INSTRUMENTS

The following table sets out the carrying values and estimated fair values of the Group's financial instruments as of December 31, 2021 and 2020:

	2021		
	Nilai Tercatat/ *Carrying Values*	**Nilai Wajar/ *Fair Values***	
Aset Keuangan			***Financial Assets***
Pinjaman yang diberikan dan piutang:			*Loans and receivables:*
Kas dan bank	79.576	79.576	*Cash on hand and in banks*
Piutang premi, neto	60.250	60.250	*Premium receivables, net*
Piutang hasil investasi	97.444	97.444	*Investment income receivables*
Piutang reasuransi, neto	134.342	134.342	*Reinsurance receivables, net*
Piutang koasuransi, neto	40.888	40.888	*Coinsurance receivables, net*
Piutang lain-lain, neto	121.624	121.624	*Other receivables, net*
Uang jaminan	8.642	8.642	*Security deposit*
Investasi:			*Investments:*
Deposito berjangka	1.008.137	1.008.137	*Time deposits*
Nilai wajar melalui laporan laba rugi:			*Fair value through profit or loss:*
Investasi:			*Investments:*
Efek-efek	4.862.910	4.862.910	*Marketable securities*
Tersedia untuk dijual:			*Available-for-sale:*
Investasi:			*Investments:*
Efek-efek, neto	7.380.823	7.380.823	*Marketable securities, net*
Penyertaan langsung	3.796	3.796	*Direct placements*
Dimiliki hingga jatuh tempo:			*Held-to-maturities:*
Investasi:			*Investments:*
Efek-efek, neto	1.299.545	1.395.166	*Marketable securities, net*
Total	**15.097.977**	**15.193.598**	***Total***
Liabilitas Keuangan			***Financial Liabilities***
Liabilitas keuangan yang diukur pada biaya perolehan diamortisasi:			*Financial liabilities measured at amortized cost:*
Utang reasuransi	49.991	49.991	*Due to reinsurers*
Utang koasuransi	535	535	*Due to coinsurances*
Utang klaim	78.211	78.211	*Claims liability*
Beban masih harus dibayar	80.034	80.034	*Accrued expenses*
Liabilitas lain-lain	38.213	38.213	*Other liabilities*
Total	**246.984**	**246. 984**	***Total***

30. INSTRUMEN KEUANGAN (lanjutan)

Tabel berikut menyajikan nilai tercatat dan estimasi nilai wajar dari instrumen keuangan Grup pada tanggal 31 Desember 2021 dan 2020. (lanjutan)

30. FINANCIAL INSTRUMENTS (continued)

The following table sets out the carrying values and estimated fair values of the Group's financial instruments as of December 31, 2021 and 2020. (continued)

	2020		
	Nilai Tercatat/ *Carrying Values*	**Nilai Wajar/ *Fair Values***	
Aset Keuangan			***Financial Assets***
Pinjaman yang diberikan dan piutang:			*Loans and receivables:*
Kas dan bank	95.700	95.700	*Cash on hand and in banks*
Piutang premi, neto	49.055	49.055	*Premium receivables, net*
Piutang hasil investasi	93.216	93.216	*Investment income receivables*
Piutang reasuransi, neto	70.568	70.568	*Reinsurance receivables, net*
Piutang koasuransi, neto	11.770	11.770	*Coinsurance receivables, net*
Piutang lain-lain, neto	128.853	128.853	*Other receivables, net*
Uang jaminan	8.779	8.779	*Security deposit*
Investasi:			*Investments:*
Deposito berjangka	1.009.902	1.009.902	*Time deposits*
Nilai wajar melalui laporan laba rugi:			*Fair value through profit or loss:*
Investasi:			*Investments:*
Efek-efek	2.974.379	2.974.379	*Marketable securities*
Tersedia untuk dijual:			*Available-for-sale:*
Investasi:			*Investments:*
Efek-efek, neto	6.184.166	6.184.166	*Marketable securities, net*
Penyertaan langsung	3.796	3.796	*Direct placements*
Dimiliki hingga jatuh tempo:			*Held-to-maturities:*
Investasi:			*Investments:*
Efek-efek, neto	1.334.937	1.449.687	*Marketable securities, net*
Total	**11.965.121**	**12.079.871**	***Total***
Liabilitas Keuangan			***Financial Liabilities***
Liabilitas keuangan yang diukur pada biaya perolehan diamortisasi:			*Financial liabilities measured at amortized cost:*
Utang reasuransi	37.171	37.171	*Due to reinsurers*
Utang koasuransi	1.730	1.730	*Due to coinsurances*
Utang klaim	29.190	29.190	*Claims liability*
Beban masih harus dibayar	45.871	45.871	*Accrued expenses*
Liabilitas lain-lain	35.171	35.171	*Other liabilities*
Total	**149.133**	**149.133**	***Total***

Hirarki Nilai Wajar

Aset dan liabilitas keuangan diklasifikasikan secara keseluruhan berdasarkan tingkat terendah dari masukan (*input*) yang signifikan terhadap pengukuran nilai wajar. Penilaian dampak signifikan dari suatu input tertentu terhadap pengukuran nilai wajar membutuhkan pertimbangan dan dapat mempengaruhi penilaian dari aset dan liabilitas yang diukur dan penempatannya dalam hirarki nilai wajar.

Fair Value Hierarchy

Financial assets and liabilities are classified in their entirety based on the lowest level of input that is significant to the fair value measurements. The assessment of the significance of a particular input to the fair value measurements requires judgement, and may affect the valuation of the assets and liabilities being measured and their placement within the fair value hierarchy.

30. INSTRUMEN KEUANGAN (lanjutan)

Hirarki Nilai Wajar (lanjutan)

Bukti terbaik dari nilai wajar adalah harga yang dikuotasikan (*quoted prices*) dalam sebuah pasar yang aktif. Jika pasar untuk sebuah instrumen keuangan tidak aktif, entitas menetapkan nilai wajar dengan menggunakan metode penilaian. Tujuan dari penggunaan metode penilaian adalah untuk menetapkan harga transaksi yang terbentuk pada tanggal pengukuran dalam sebuah transaksi pertukaran yang wajar dengan pertimbangan bisnis normal.

Metode penilaian termasuk penggunaan harga dalam transaksi pasar yang wajar (*arm's length*) terakhir antara pihak-pihak yang memahami dan berkeinginan, jika tersedia, referensi kepada nilai wajar terkini dari instrumen lain yang secara substansial sama, analisa arus kas yang didiskontokan dan model harga opsi (*option pricing models*).

Jika terdapat metode penilaian yang biasa digunakan oleh para peserta pasar untuk menentukan harga dari instrumen dan metode tersebut telah didemonstrasikan untuk menyediakan estimasi yang andal atas harga yang diperoleh dari transaksi pasar yang aktual, entitas harus menggunakan metode tersebut.

Metode penilaian yang dipilih membuat penggunaan maksimum dari input pasar dan bergantung sedikit mungkin atas input yang spesifik untuk entitas (*entity-specific input*). Metode tersebut memperhitungkan semua faktor yang akan dipertimbangkan oleh peserta pasar dalam menentukan sebuah harga dan selaras dengan metode ekonomis untuk penilaian sebuah instrumen keuangan. Secara berkala, Grup menelaah metode penilaian dan mengujinya untuk validitas dengan menggunakan harga dari transaksi pasar terkini yang dapat diobservasi untuk instrumen yang sama (yaitu tanpa modifikasi dan pengemasan kembali) atau berdasarkan data pasar yang tersedia dan dapat diobservasi.

30. FINANCIAL INSTRUMENTS (continued)

Fair Value Hierarchy (continued)

The best evidence of fair value is quoted prices in an active market. If the market for a financial instrument is not active, an entity establishes fair value by using a valuation technique. The objective of using a valuation technique is to establish what the transaction price would have been on the measurement date in an arm's length exchange motivated by normal business considerations.

Valuation techniques include using recent arm's length market transactions between knowledgeable, willing parties, if available, reference to the current fair value of another instrument that is substantially the same, discounted cash flow analysis and option pricing models.

If there is a valuation technique commonly used by market participants to price the instrument and that technique has been demonstrated to provide reliable estimates of prices obtained in actual market transactions, the entity uses that technique.

The chosen valuation technique makes maximum use of market inputs and relies as little as possible on entity-specific inputs. It incorporates all factors that market participants would consider in setting a price and is consistent with accepted economic methodologies for pricing financial instruments. Periodically, the Group calibrates the valuation technique and tests it for validity using prices from any observable current market transactions in the same instrument (i.e., without modification or repackaging) or based on any available observable market data.

30. INSTRUMEN KEUANGAN (lanjutan)

Hirarki Nilai Wajar (lanjutan)

Tabel berikut ini menunjukkan aset keuangan dan properti investasi yang diukur pada nilai wajar yang dikelompokkan berdasarkan hirarki nilai wajar:

30. FINANCIAL INSTRUMENTS (continued)

Fair Value Hierarchy (continued)

The following table show the financial assets and investment properties measured at fair value according to the fair value hierarchy:

	31 Desember/*December 31,* 2021				
		Nilai wajar/*Fair value*			
	Nilai tercatat/ *Carrying value*	Tingkat 1/ *Level 1*	Tingkat 2/ *Level 2*	Tingkat 3/ *Level 3*	
Aset keuangan diklasifikasikan sebagai:					***Financial assets classified as:***
Tersedia untuk dijual					***Available-for-sale***
Efek-efek	7.380.823	244.876	7.135.947	-	*Marketable securities*
Penyertaan langsung	3.796	-	-	3.796	*Direct placements*
Nilai wajar melalui laba rugi					***Fair value through profit or loss***
Efek-efek	4.862.910	119.312	4.743.598	-	*Marketable securities*
Properti investasi	95.092	-	95.092	-	***Investment properties***

	31 Desember/*December 31,* 2020				
		Nilai wajar/*Fair value*			
	Nilai tercatat/ *Carrying value*	Tingkat 1/ *Level 1*	Tingkat 2/ *Level 2*	Tingkat 3/ *Level 3*	
Aset keuangan diklasifikasikan sebagai:					***Financial assets classified as:***
Tersedia untuk dijual					***Available-for-sale***
Efek-efek	6.184.166	280.423	5.802.495	101.248	*Marketable securities*
Penyertaan langsung	3.796	-	-	3.796	*Direct placements*
Nilai wajar melalui laba rugi					***Fair value through profit or loss***
Efek-efek	2.974.379	158.603	2.815.776	-	*Marketable securities*
Properti investasi	114.150	-	114.150	-	***Investment properties***

Metode yang digunakan untuk penilaian properti investasi adalah pendekatan pasar untuk menilai tanah dan bangunan, pendekatan biaya pengganti baru untuk menilai bangunan dan prasarana pada ruko tertentu dan pendekatan pendapatan untuk menilai kondominium hotel.

Method used for valuation of investment properties is market data approach in valuing the land and building, new replacement cost approach in valuing the buildings and facilities on the certain shops and income approach in valuing the hotel condominium.

Instrumen keuangan utama Grup terdiri dari kas dan bank, investasi, piutang premi, piutang/utang reasuransi, piutang/utang koasuransi, piutang hasil investasi, piutang lain-lain, beban masih harus dibayar, uang jaminan, utang klaim dan aset/liabilitas lain-lain tertentu, yang langsung muncul dari kegiatan usahanya.

The Group's principal financial instruments comprise of cash on hand and in banks, investments, premium receivables, reinsurance receivables/payable, coinsurance receivables/ payables, investment income receivables, other receivables/payables, accrued expenses, deposits, claims liability and certain other assets/liabilities, which arise directly from its operations.

Risiko utama dari instrumen keuangan Grup adalah risiko pasar, risiko kredit, risiko likuiditas, risiko investasi, risiko solvabilitas dan risiko asuransi.

The main risks arising from the Group's financial instruments are foreign market risk, credit risk, liquidity risk, investment risk, solvency risk and insurance risk.

31. TUJUAN DAN KEBIJAKAN MANAJEMEN RISIKO KEUANGAN DAN ASURANSI

Penelaahan direksi dan kebijakan yang disetujui untuk mengelola masing-masing risiko ini dijelaskan secara detail sebagai berikut:

a. Risiko pasar

Grup menghadapi eksposur terhadap risiko pasar, yaitu risiko dimana nilai wajar atas arus kas masa depan atas suatu instrumen keuangan berfluktuasi karena perubahan pada harga pasar.

Risiko pasar berasal dari posisi terbuka yang terkait dengan produk-produk suku bunga, mata uang dan ekuitas, yang seluruhnya dipengaruhi oleh pergerakan pasar baik secara spesifik maupun umum, dan perubahan volatilitas tingkat suku bunga pasar atau harga seperti suku bunga, nilai tukar dan produk ekuitas.

(i) Risiko nilai tukar mata uang asing

Pengelolaan risiko nilai tukar dilakukan dengan meminimalisir perbedaan (*gap*) antara total eksposur liabilitas dan total eksposur investasi dalam mata uang Dolar AS.

Setiap liabilitas dalam Dolar AS harus memiliki *back up* investasi dalam mata uang Dolar AS dalam jumlah Dolar AS yang sama. Pemantauan terhadap perbedaan ini dilakukan secara periodik dan jika terdapat perbedaan (*gap*) yang signifikan maka akan dilakukan penyeimbangan di sisi investasi.

Tabel di bawah ini mengikhtisarkan aset keuangan Grup terhadap risiko nilai tukar mata uang asing. Grup tidak mempunyai liabilitas keuangan dalam mata uang asing. Seluruh eksposur mata uang asing Grup adalah Dolar AS.

31. FINANCIAL AND INSURANCE RISK MANAGEMENT OBJECTIVES AND POLICIES

The directors review and approve policies for managing each of these risks, which are described in more detail as follows:

a. Market risk

The Group takes on exposure to market risks, which is the risks that the fair value of future cash flows of a financial instrument will fluctuate because of changes in market prices.

Market risks arise from open positions in interest rate, currency and equity products, all of which are exposed to the general and specific market movements and changes in the level of volatility of market rates or prices such as interest rates, foreign exchange rates, and equity products.

(i) Foreign currency risk

Management of foreign currency risk is made by minimalizing the gap between total of liability and investments exposures denominated in US Dollar currency.

Liabilities denominated in US Dollar currency should have the back-up investment which are also denominated in US Dollar. Evaluation upon these gaps is performed periodically and if there is any significant gap, then will be balanced at the investment side.

The table below summarizes the Group's financial assets exposure to foreign exchange rate risk. The Group does not have any financial liabilities denominated in foreign currency. All foreign currency exposure of the Group is in US Dollar.

	31 Desember/ *December 31,* 2021		**31 Desember/ *December 31,* 2020**		
	$AS (dalam jumlah penuh)/ *US$ (full amount)*	**Ekuivalen Rp/ *Equivalent in Rp***	**$AS (dalam jumlah penuh)/ *US$ (full amount)***	**Ekuivalen Rp/ *Equivalent in Rp***	
Aset					*Assets*
Kas dan bank	1.155	16	1.808	25	*Cash on hands and in banks*
Reksa dana	611.625	8.727	624.057	8.802	*Mutual fund*
Total aset	**612.780**	**8.743**	**625.865**	**8.827**	***Total assets***

31. TUJUAN DAN KEBIJAKAN MANAJEMEN RISIKO KEUANGAN DAN ASURANSI (lanjutan)

a. Risiko pasar (lanjutan)

(i) Risiko nilai tukar mata uang asing (lanjutan)

Pada tanggal 31 Desember 2021, jika Rupiah melemah atau menguat sebesar 5% terhadap mata uang lain dengan variabel lain konstan, laba sebelum pajak penghasilan akan lebih tinggi atau lebih rendah sebesar Rp437 (2020: Rp441).

(ii) Risiko suku bunga

Risiko suku bunga arus kas adalah risiko dimana arus kas masa depan dari suatu instrumen keuangan berfluktuasi karena perubahan suku bunga pasar. Risiko nilai suku bunga wajar adalah risiko dimana nilai dari suatu instrumen keuangan berfluktuasi karena perubahan suku bunga pasar.

Grup menghadapi dampak dari fluktuasi suku bunga pasar yang berlaku baik atas risiko nilai wajar maupun arus kas. Marjin suku bunga bisa meningkat sebagai hasil dari perubahan tersebut namun juga dapat mengalami kerugian ketika terdapat pergerakan yang tidak diharapkan.

Tabel di bawah mengikhtisarkan investasi berbunga Grup pada nilai tercatat, dikategorisasi berdasarkan tanggal jatuh tempo:

31. FINANCIAL AND INSURANCE RISK MANAGEMENT OBJECTIVES AND POLICIES (continued)

a. Market risk (continued)

(i) Foreign currency risk (continued)

As of December 31, 2021, if the Rupiah had weakened or strengthened by 5% against other currencies with all other variables held constant, income before income tax would have been Rp437 (2020: Rp441) higher or lower, respectively.

(ii) Interest rate risk

Cash flow interest rate risk is the risk that the future cash flows of a financial instrument will fluctuate because of changes in market interest rates. Fair value interest rate risk is the risk that the value of a financial instrument will fluctuate because of changes in market interest rates.

The Group takes on exposure to the effects of fluctuations in the prevailing levels of market interest rates on both its fair value and cash flow risks. Interest margins may increase as a result of such changes but may suffering losses in the event that unexpected movements arise.

The table below summarizes the Group's interest bearing investments at carrying amount, categorized based on the maturity dates:

	31 Desember/*December 31,* 2021						
	Rata-rata tertimbang suku bunga efektif/ *Weighted average effective interest rates (%)*	**Tidak memiliki profil jatuh tempo/ *No maturity profile***	**0 - 90 hari/ *days***	**91 - 360 hari/ *days***	**Lebih dari satu tahun/ *More than one year***	**Total**	
Rupiah:							*Rupiah:*
Deposito berjangka	2.70%	-	1.005.637	2.500	-	1.008.137	*Time deposits*
Obligasi	8.39%	-	116.022	990.273	6.837.183	7.943.478	*Bonds*
Total		**-**	**1.121.659**	**992.773**	**6.837.183**	**8.951.615**	***Total***

31. TUJUAN DAN KEBIJAKAN MANAJEMEN RISIKO KEUANGAN DAN ASURANSI (lanjutan)

a. Risiko pasar (lanjutan)

(ii) Risiko suku bunga (lanjutan)

Tabel di bawah mengikhtisarkan investasi berbunga Grup pada nilai tercatat, dikategorisasi berdasarkan tanggal jatuh tempo (lanjutan):

31. FINANCIAL AND INSURANCE RISK MANAGEMENT OBJECTIVES AND POLICIES (continued)

a. Market risk (continued)

(ii) Interest rate risk (continued)

The table below summarizes the Group's interest bearing investments at carrying amount, categorized based on the maturity dates (continued):

	31 Desember/*December 31*, 2020						
	Rata-rata tertimbang suku bunga efektif/ *Weighted average effective interest rates (%)*	**Tidak memiliki profil jatuh tempo/ *No maturity profile***	**0 - 90 hari/ *days***	**91 - 360 hari/ *days***	**Lebih dari satu tahun/ *More than one year***	**Total**	
Rupiah:							*Rupiah:*
Deposito berjangka	5,54%	-	1.004.452	5.450	-	1.009.902	*Time deposits*
Obligasi	8,79%	-	197.293	619.253	6.046.060	6.862.606	*Bonds*
Total		**-**	**1.201.745**	**624.703**	**6.046.060**	**7.872.508**	***Total***

Pada tanggal 31 Desember 2021, jika tingkat bunga naik atau turun sebesar 50 basis poin dengan variabel lain konstan, hasil investasi - neto akan lebih tinggi atau lebih rendah sebesar Rp36.738 (31 Desember 2020: Rp28.747) (tidak diaudit).

As of December 31, 2021, if interest rate increase or decrease by 50 basis points with all other variables held constant, investment income - net would have been Rp36,738 (December 31, 2020: Rp28,747) higher or lower, respectively (unaudited).

b. Risiko kredit

Risiko kredit adalah risiko kerugian keuangan yang timbul jika pihak lain gagal memenuhi kewajiban kontraktualnya kepada Grup. Risiko kredit timbul dari aset yang diinvestasikan dan piutang dari nasabah dan reasuradur.

Eksposur maksimum bruto Grup atas risiko kredit adalah sebagai berikut:

b. Credit risk

Credit risk is the risk of suffering financial loss, should any of the Company's counterparties fail to fulfill their contractual obligations to the Group. Credit risk arises from the invested assets and receivables from customers and reinsurers.

The Group's maximum gross exposure of credit risk are as follows:

	31 Desember/ *December 31*, 2021	**31 Desember/ *December 31*, 2020**	
Bank	79.554	95.674	*Cash in banks*
Piutang premi	82.662	71.467	*Premium receivables*
Piutang hasil investasi	97.444	93.216	*Investment income receivables*
Piutang reasuransi	134.949	71.175	*Reinsurance receivables*
Piutang koasuransi	43.069	13.950	*Co-insurance receivables*
Piutang lain-lain	140.156	147.385	*Other receivables*
Investasi:			*Investment:*
Deposito berjangka	1.008.137	1.009.902	*Time deposits*
Efek-efek	13.543.278	10.494.240	*Marketable securities*
Penyertaan langsung	3.796	3.796	*Direct placements*
Uang jaminan	8.642	8.779	*Deposit*
Aset lain-lain	-	33.158	*Other assets*
Total	**15.141.687**	**12.042.742**	***Total***

31. TUJUAN DAN KEBIJAKAN MANAJEMEN RISIKO KEUANGAN DAN ASURANSI (lanjutan)

b. Risiko kredit (lanjutan)

Konsentrasi risiko instrumen keuangan dengan eksposur risiko kredit:

i) Pihak lawan

Tabel berikut menyajikan eksposur maksimum Grup terhadap risiko kredit untuk aset keuangan berdasarkan pihak lawan pada tanggal-tanggal 31 Desember 2021 dan 2020:

31. FINANCIAL AND INSURANCE RISK MANAGEMENT OBJECTIVES AND POLICIES (continued)

b. Credit risk (continued)

Concentration of risks of financial instruments with credit risk exposure:

i) Counterparties

The following table presents the Group's maximum exposure to credit risk of financial asset based on counter parties as of December 31, 2021 and 2020:

	31 Desember/ *December 31,* 2021	**31 Desember/ *December 31,* 2020**	
Perusahaan	7.610.566	5.866.826	*Corporate*
Pemerintah	2.033.792	3.704.229	*Government*
Bank	5.353.737	2.391.733	*Banks*
Perusahaan reasuransi	134.950	71.175	*Reinsurance companies*
Lain-lain	8.642	8.779	*Others*
Total	**15.141.687**	**12.042.742**	***Total***

ii) Kualitas kredit dari aset keuangan

Tabel di bawah menyajikan informasi tentang eksposur risiko kredit berdasarkan penilaian penurunan nilai pada tanggal-tanggal 31 Desember 2021 dan 2020.

ii) Credit quality of financial assets

The following table provides the information regarding the credit risk exposure based on impairment assessment as of December 31, 2021 and 2020.

	31 Desember/*December 31,* 2021					
	Belum jatuh tempo atau tidak mengalami penurunan nilai/ *Neither past due nor impaired*	**Telah jatuh tempo tetapi tidak mengalami penurunan nilai/ *Past due but not impaired***		**Mengalami penurunan nilai/ *Impaired***	**Nilai tercatat/ *Carrying value***	
		1 - 6 bulan/ *months*	**6 - 12 bulan/ *months***			
ASET						***ASSETS***
Bank	79.554	-	-	-	79.554	*Cash in banks*
Piutang premi	6.421	43.309	7.524	25.408	82.662	*Premium receivables*
Piutang hasil investasi	97.444	-	-		97.444	*Investment income receivables*
Piutang reasuransi	57.319	58.853	8.486	10.291	134.949	*Reinsurance receivables*
Piutang koasuransi	-	37.454	3.435	2.180	43.069	*Co-insurance receivables*
Piutang lain-lain	42.800	70.788	3.382	23.186	140.156	*Other receivables*
Investasi:						*Investment:*
Deposito berjangka	1.008.137	-	-	-	1.008.137	*Time deposits*
Efek-efek	13.543.278	-	-	-	13.543.278	*Marketable securities*
Penyertaan langsung	3.796	-	-	-	3.796	*Direct Placements*
Uang jaminan	8.642	-	-	-	8.642	*Deposit*
Aset lain-lain	-	-	-	-	-	*Other assets*
Total	**14.847.391**	**210.404**	**22.827**	**61.065**	**15.141.687**	***Total***
Cadangan kerugian penurunan nilai	-	-	-	(43.731)	(43.731)	*Allowance for impairment losses*
Total	**14.847.391**	**210.404**	**22.827**	**17.334**	**15.097.956**	***Total***

31. TUJUAN DAN KEBIJAKAN MANAJEMEN RISIKO KEUANGAN DAN ASURANSI (lanjutan)

b. Risiko kredit (lanjutan)

ii) Kualitas kredit dari aset keuangan (lanjutan)

Tabel di bawah menyajikan informasi tentang eksposur risiko kredit berdasarkan penilaian penurunan nilai pada tanggal-tanggal 31 Desember 2021 dan 2020 (lanjutan).

31. FINANCIAL AND INSURANCE RISK MANAGEMENT OBJECTIVES AND POLICIES (continued)

b. Credit risk (continued)

ii) Credit quality of financial assets (continued)

The following table provides the information regarding the credit risk exposure based on impairment assessment as of December 31, 2021 and 2020 (continued).

	31 Desember/*December 31*, 2020					
	Belum jatuh tempo atau tidak mengalami penurunan nilai/ *Neither past due nor impaired*	Telah jatuh tempo tetapi tidak mengalami penurunan nilai/ *Past due but not impaired*		Mengalami penurunan nilai/ *Impaired*	Nilai tercatat/ *Carrying value*	
		1 - 6 bulan/ *months*	6 - 12 bulan/ *months*			
ASET						***ASSETS***
Bank	95.674	-	-	-	95.674	*Cash in banks*
Piutang premi	2.332	44.619	2.104	22.412	71.467	*Premium receivables*
Piutang hasil investasi	93.216	-	-	-	93.216	*Investment income receivables*
Piutang reasuransi		56.898	13.670	607	71.175	*Reinsurance receivables*
Piutang koasuransi	11.770	-	-	2.180	13.950	*Co-insurance receivables*
Piutang lain-lain	128.853	-	-	18.532	147.385	*Other receivables*
Investasi:						*Investment:*
Deposito berjangka	1.009.902	-	-	-	1.009.902	*Time deposits*
Efek-efek	10.492.724	-	-	758	10.493.482	*Marketable securities*
Penyertaan langsung	3.796	-	-	-	3.796	*Direct Placements*
Uang jaminan	8.779	-	-	-	8.779	*Deposit*
Aset lain-lain	-	-	-	33.158	33.158	*Other assets*
Total	**11.847.046**	**101.517**	**15.774**	**77.647**	**12.041.984**	***Total***
Cadangan kerugian penurunan nilai	-	-	-	(77.647)	(77.647)	*Allowance for impairment losses*
Total	**11.847.046**	**101.517**	**15.774**	**-**	**11.964.337**	***Total***

c. Risiko likuiditas

Risiko likuiditas adalah risiko dimana Grup tidak bisa memenuhi kewajiban pada saat jatuh tempo sebagai akibat dari pembayaran klaim/manfaat pemegang polis, kebutuhan kas dari komitmen kontraktual, atau arus kas keluar lainnya, seperti utang yang telah jatuh tempo.

Tabel berikut menjelaskan tanggal jatuh tempo liabilitas keuangan Grup berdasarkan kontrak yang tidak didiskontokan pada tanggal-tanggal 31 Desember 2021 dan 2020.

c. Liquidity risk

Liquidity risk is the risk that the Group is unable to meet their obligations when they fall due as a result of policyholder claim/benefit payment, cash requirements from contractual commitments, or other cash outflows, such as debt maturities.

The table below summarizes the maturity profile of the Group's financial liabilities based on contractual undiscounted payments as of December 31, 2021 and 2020.

	31 Desember/*December 31, 2021*				
	Jumlah/ *Total Amount*	0 - 90 hari/ *days*	91 - 360 hari/ *days*	Lebih dari 1 tahun/ *More than a year*	
Liabilitas keuangan					***Financial liabilities***
Utang reasuransi	49.991	49.688	303	-	*Due to reinsurers*
Utang koasuransi	535	535	-	-	*Due to coinsurances*
Utang klaim	78.211	78.211	-	-	*Claims liability*
Beban masih harus dibayar	80.034	80.034	-	-	*Accrued expenses*
Liabilitas lain-lain	38.213	38.213	-	-	*Other liabilities*
Total	**246.984**	**246.681**	**303**	**-**	***Total***

31. TUJUAN DAN KEBIJAKAN MANAJEMEN RISIKO KEUANGAN DAN ASURANSI (lanjutan)

c. Risiko likuiditas (lanjutan)

Tabel berikut menjelaskan tanggal jatuh tempo liabilitas keuangan Grup berdasarkan kontrak yang tidak didiskontokan pada tanggal-tanggal 31 Desember 2021 dan 2020. (lanjutan)

31. FINANCIAL AND INSURANCE RISK MANAGEMENT OBJECTIVES AND POLICIES (continued)

c. Liquidity risk (continued)

The table below summarizes the maturity profile of the Group's financial liabilities based on contractual undiscounted payments as of December 31, 2021 and 2020. (continued)

	31 Desember/*December 31, 2020*				
	Jumlah/ *Total Amount*	**0 - 90 hari/ *days***	**91 - 360 hari/ *days***	**Lebih dari 1 tahun/ *More than a year***	
Liabilitas keuangan					***Financial liabilities***
Utang reasuransi	37.171	37.171	-	-	*Due to reinsurers*
Utang koasuransi	1.730	1.730	-	-	*Due to coinsurances*
Utang klaim	29.190	29.190	-	-	*Claims liability*
Beban masih harus dibayar	45.871	45.871	-	-	*Accrued expenses*
Liabilitas lain-lain	35.171	35.171	-	-	*Other liabilities*
Total	**149.133**	**149.133**	**-**	**-**	***Total***

d. Risiko investasi

Risiko investasi adalah risiko yang mungkin terjadi karena penempatan dana untuk tujuan investasi antara lain berupa:

- Risiko fluktuasi nilai tukar mata uang.
- Risiko fluktuasi harga saham dan obligasi.
- Risiko tidak dapat ditariknya kembali dana yang ditempatkan, akibat Grup dimana dana tersebut ditempatkan tidak dapat melakukan pembayaran kembali.
- Risiko fluktuasi tingkat suku bunga.

Grup menempatkan dana investasi pada instrumen investasi berupa deposito berjangka, saham, obligasi dan reksa dana.

d. Investment risk

Investment risk is the risk that may occur due to placement of funds for investment purpose, such as:

- *The risk of fluctuations in currency exchange rates.*
- *The risk of stock and bonds price fluctuations.*
- *The risk that funds placed by the Group can not be withdrawn because institutions in which the fund was placed cannot make the repayment.*
- *The risk of fluctuations in interest rate.*

The Group place investment funds in investment instruments in the form of time deposits, shares of stock, bonds and mutual funds.

e. Risiko solvabilitas

Konsisten dengan pelaku industri lainnya, Perusahaan memonitor rasio solvabilitas yang dihitung berdasarkan Peraturan Otoritas Jasa Keuangan No. 71/POJK.05/2016 untuk tahun 2021 dan 2020 tentang Kesehatan Keuangan Perusahaan Asuransi dan Reasuransi. Total minimum pencapaian rasio solvabilitas adalah 120%. Pada tanggal 31 Desember 2021 dan 2020, Perusahaan telah memenuhi ketentuan dalam peraturan tersebut (tidak diaudit).

e. Solvency risk

Consistent with others in the industry, the Company monitors solvency ratio which is calculated in accordance with Regulation of Financial Authority Services No. 71/POJK.05/2016 for 2021 and 2020 regarding The Financial Soundness of the Insurance and Reinsurance Company. Minimum solvency ratio is 120%. As of December 31, 2021 dan 2020, the Company has fulfilled the requirements outlined in the regulation (unaudited).

31. TUJUAN DAN KEBIJAKAN MANAJEMEN RISIKO KEUANGAN DAN ASURANSI (lanjutan)

e. Risiko solvabilitas (lanjutan)

Berdasarkan Peraturan Otoritas Jasa Keuangan No. 72/POJK.05/2016 tanggal 28 Desember 2016 untuk tahun 2021 dan 2020 tentang Kesehatan Keuangan Usaha Asuransi dan Usaha Reasuransi dengan Prinsip Syariah. Pada tahun 2021 dan 2020, berdasarkan POJK No. 72, Perusahaan diwajibkan untuk memenuhi rasio solvabilitas untuk dana tabarru' paling sedikit 100% dari risiko kerugian yang mungkin timbul sebagai akibat dari deviasi dalam pengelolaan kekayaan dan liabilitas. Pada tanggal 31 Desember 2021 dan 2020, Perusahaan memenuhi persyaratan minimum batas tingkat solvabilitas yang telah ditentukan (tidak diaudit).

f. Risiko asuransi

Risiko utama kontrak asuransi yang dihadapi oleh Grup adalah jumlah dan waktu klaim dan pembayaran manfaat aktual yang terjadi berbeda dengan yang diharapkan. Hal ini dipengaruhi oleh frekuensi klaim, besarnya klaim, manfaat aktual yang dibayarkan dan perkembangan kemudian dari klaim jangka panjang. Dengan demikian, tujuan Grup adalah meyakinkan bahwa cadangan yang tersedia cukup untuk menutupi liabilitas-liabilitas ini.

Eksposur risiko diminimalisir dengan menyebarkan risiko kepada perusahaan asuransi lain atau reasuransi dengan menggunakan program reasuransi. Variabilitas risiko juga ditingkatkan dengan pemilihan yang cermat serta pelaksanaan pedoman strategi *underwriting* yang dirancang untuk memastikan bahwa risiko telah terdiversifikasi dalam hal jenis risiko dan tingkat manfaat yang diasuransikan.

Perusahaan juga membeli reasuransi sebagai bagian dari program mitigasi risiko. Reasuransi ditempatkan secara proporsional dan nonproporsional. Mayoritas reasuransi proporsional adalah *quota-share* reasuransi yang digunakan untuk mengurangi eksposur keseluruhan Perusahaan untuk kelas bisnis tertentu. Reasuransi non-proporsional yang digunakan dirancang untuk meminimalisir eksposur neto Perusahaan apabila terjadi kerugian akibat bencana.

31. FINANCIAL AND INSURANCE RISK MANAGEMENT OBJECTIVES AND POLICIES (continued)

e. Solvency risk (continued)

Based on the Regulation of Financial Authority Services No. 72/POJK.05/2016 dated December 28, 2016 for 2021 dan 2020 regarding Financial Soundness of Insurance and Reinsurance Business with Sharia Principle. In 2021 dan 2020, based on POJK No. 72, the Company is required to have minimum solvency ratio for tabarru' fund of 100% of the risk of loss which may arise from deviation in management of assets and liabilities. As of December 31, 2021 dan 2020, the Company has met the above minimum solvency ratio requirement (unaudited).

f. Insurance risk

The principal risk the Group face under insurance contracts is that the actual claims and benefit payments or the timing thereof, differ from expectations. This is influenced by the frequency of claims, severity of claims, actual benefits paid and subsequent development of long-term claims. Therefore, the objective of the Group is to ensure that sufficient reserves are available to cover these liabilities.

The risk exposure is mitigated by spreading the risk to another insurance company or reinsurance using reinsurance program. The variability of risk is also improved by careful selection and implementation of underwriting strategy guidelines, which are designed to ensure that risk are diversified in term of type of risk and level of insured benefits.

The Company purchase reinsurance as part of its risks mitigation programme. Reinsurance ceded is placed on both a proportional and non-proportional basis. The majority of proportional reinsurance is quota-share reinsurance which is taken out to reduce the overall exposure of the Company to certain classes of business. Non-proportional reinsurance is designed to mitigate the Company's net exposure to catastrophe losses.

31. TUJUAN DAN KEBIJAKAN MANAJEMEN RISIKO KEUANGAN DAN ASURANSI (lanjutan)

f. Risiko asuransi (lanjutan)

Jumlah yang dapat dipulihkan dari reasuradur diestimasi secara konsisten dengan provisi klaim yang ada dan sesuai dengan kontrak reasuransi.

Meskipun Perusahaan memiliki perjanjian reasuransi, Perusahaan tidak otomatis dibebaskan kewajibannya kepada pemegang polis dan dengan demikian terdapat eksposur kredit terhadap reasuransi yaitu, apabila reasuradur tidak dapat memenuhi kewajibannya seperti yang tercantum dalam perjanjian reasuransi.

Asumsi utama

Pertimbangan seksama diperlukan dalam menentukan kewajiban dan pilihan asumsi. Asumsi yang digunakan didasarkan pada pengalaman masa lalu, data internal saat ini, indeks pasar eksternal dan tolak ukur yang mencerminkan harga pasar yang dapat diamati dan informasi lain yang diterbitkan. Asumsi dan estimasi yang andal ditentukan pada tanggal penilaian dan kemungkinan efek yang menguntungkan dari penarikan sukarela tidak diperhitungkan. Asumsi selanjutnya dievaluasi secara terus menerus untuk memastikan penilaian yang realistis dan masuk akal.

Asumsi utama atas estimasi kewajiban yang sangat sensitif adalah tingkat diskonto.

Liabilitas asuransi jiwa ditentukan dari jumlah nilai diskonto dari manfaat yang diperkirakan dan beban administrasi masa depan yang berkaitan langsung dengan kontrak, dikurangi nilai diskonto dari premi teoritis yang diperkirakan yang akan diperlukan untuk memenuhi arus kas masa depan. Tingkat diskonto didasarkan pada yang awalnya diajukan kepada regulator dan beban tersirat dalam metode pencadangan.

31. FINANCIAL AND INSURANCE RISK MANAGEMENT OBJECTIVES AND POLICIES (continued)

f. Insurance risk (continued)

Amounts recoverable from reinsurers are estimated in a manner consistent with the outstanding claims provision and are in accordance with the reinsurance contracts.

Although the Company has reinsurance arrangements, it is not relieved of its direct obligations to its policyholders and thus a credit exposure exists with respect to ceded insurance, to the extent that any reinsurer is unable to meet its obligations assumed under such reinsurance agreements.

Key assumptions

Material judgement is required in determining the liabilities and in the choosing of assumptions. Assumptions in use are based on past experience, current internal data, external market indices and benchmarks which reflect current observable market prices and other published information. Assumptions and prudent estimates are determined at the date of valuation and no credit is taken for possible beneficial effects of voluntary withdrawals. Assumptions are further evaluated on a continuous basis in order to ensure realistic and reasonable valuations.

The key assumptions to which the estimation of liabilities is particularly sensitive are discount rate.

Life insurance liabilities are determined as the sum of the discounted value of the expected benefits and future administration expenses directly related to the contract, less the discounted value of the expected theoretical premiums that would be required to meet these future cash outflows. Discount rates are based on those originally filed with the regulator and expenses are implicit in the reserving methodology.

31. TUJUAN DAN KEBIJAKAN MANAJEMEN RISIKO KEUANGAN DAN ASURANSI (lanjutan)

f. Risiko asuransi (lanjutan)

Analisa sensitivitas

Analisis berikut dilakukan untuk pergerakan yang mungkin terjadi dalam asumsi utama dengan semua asumsi lainnya konstan, menunjukkan dampak pada liabilitas bruto kontrak asuransi konvensional dan laba sebelum beban pajak penghasilan adalah sebagai berikut (tidak diaudit):

31. FINANCIAL AND INSURANCE RISK MANAGEMENT OBJECTIVES AND POLICIES (continued)

f. Insurance risk (continued)

Sensitivity analysis

The analysis which follows is performed for reasonably possible movements in key assumptions with all other assumptions held constant, showing the impact on gross insurance contract liabilities and income before income tax expenses are as follows (unaudited):

	Perubahan asumsi/ ***Change in assumptions***	**Pengaruh pada liabilitas manfaat polis masa depan/** ***Impact on liabilities for future policy benefits***	**Pengaruh pada laba sebelum beban pajak penghasilan/** ***Impact on income before income tax expense***	
31 Desember 2021				***December 31, 2021***
Tingkat diskonto	-1%	194.052	(194.052)	*Discount rate*
	+1%	(168.535)	168.535	
31 Desember 2020				***December 31, 2020***
Tingkat diskonto	-1%	224.338	(224.338)	*Discount rate*
	+1%	(169.066)	169.066	

g. Penyebaran virus Covid-19

Pandemi Covid-19 memberikan dampak yang berat terhadap perekonomian Indonesia. Kinerja ekonomi Indonesia pada Triwulan IV 2021 mampu tumbuh sebesar 5,02% (yoy), yang menunjukkan adanya penguatan pada pemulihan ekonomi yang ditandai dengan adanya pengendalian pandemi, serta partisipasi masyarakat dalam menerapkan protokol kesehatan dan vaksinasi. Pandemi yang terkendali telah mendorong fenomena "pent up demand" yaitu konsumsi masyarakat yang diikuti peningkatan aktivitas investasi. Kondisi ini juga terlihat dari pertumbuhan pendapatan premi perusahaan di triwulan (TW) IV 2021 sebesar 15,19% year on year (yoy).

Dilatarbelakangi oleh situasi makro yang demikian, pemulihan ekonomi dan kinerja perusahaan akan sangat tergantung dari perkembangan kasus Covid-19 dan penanganannya. Diperkirakan bahwa ketidakpastian masih sangat tinggi di masa yang akan datang. Kondisi ini tercermin dari proyeksi pertumbuhan ekonomi dengan rentang yang cukup lebar dan cenderung menurun.

g. The outbreak of Covid-19 virus

The Covid-19 pandemic has had a severe impact on the Indonesian economy. Indonesia's economic performance in quarter (Q) Q4 is able to grow by 5.02% (yoy), which indicates a strengthening of the economic recovery marked by the control of the pandemic, as well as public participation in implementing health protocols and vaccinations. The controlled pandemic has driven the phenomenon of "pent up demand", namely public consumption followed by an increase in investment activity. This condition can also be seen from the growth of the company's premium income in Q4 of 2021 by 15.19% year on year (yoy).

Based on this macro situation, economic recovery and company performance will greatly depend on the development of the Covid-19 case and its handling. It is predicted that uncertainty will still be very high in the future, which can be seen in the projected economic growth that tends to decline.

31. TUJUAN DAN KEBIJAKAN MANAJEMEN RISIKO KEUANGAN DAN ASURANSI (lanjutan)

g. Penyebaran virus Covid-19 (lanjutan)

Perusahaan telah mengevaluasi dampak Covid-19 dan mengidentifikasi dampak terhadap proses bisnis dan laporan keuangan perusahaan. Indikator makro ekonomi yang mempengaruhi kinerja perusahaan terus dimonitor secara intensif. Perusahaan juga melakukan monitoring terhadap strategi, proses bisnis dan operasional.

Untuk mengatasi kondisi-kondisi di atas, manajemen juga telah melakukan hal-hal sebagai berikut:

1. Kebijakan Penanganan Covid-19

   a. Pembentukan Tim Satuan Tugas (SATGAS) Covid-19 Corona

   b. Penerapan Protokol Kesehatan dan Keamanan
      - Pelaksanaan Disinfeksi dan strerilisasi lingkungan kerja;
      - Vaksinasi bagi pekerja; dan
      - Penyediaan alat-alat penunjang bagi pekerja dalam rangka antisipasi persebaran, seperti *hand sanitizers,* masker, dan vitamin.

   c. Kebijakan *Work From Home*
      - Pembatasan jam kerja operasional
      - *Work From Home* (WFH)
      - Pembatasan perjalanan dinas

   d. Optimalisasi Inisiatif Digital
      - Pelaksanaan diklat keagenan secara daring
      - Pelaksanaan *digital office*

Untuk mengatasi kondisi-kondisi di atas, manajemen juga telah melakukan hal-hal sebagai berikut: (lanjutan)

31. FINANCIAL AND INSURANCE RISK MANAGEMENT OBJECTIVES AND POLICIES (continued)

g. The outbreak of Covid-19 virus (continued)

The company has evaluated the impact of Covid-19 and identified the impact on the company's business processes and financial statements. Macroeconomic indicators that affect the company's performance are continuously monitored intensively. The company also monitors the strategy, business processes and operations implementation.

To overcome the conditions above, management has also done the following:

1. Covid-19 Handling Policy

   a. The formation of the Corona BRI Life Covid-19 Task Force Team (SATGAS)

   b. Implementation of Health and Safety Protocols
      - *Disinfection and sterilization of the work environment;*
      - *Vaccinations for workers; and*
      - *Provision of supporting equipment and supplements for workers in order to anticipate the spread of Covid-19, such as hand sanitizers, masks, and vitamins.*

   c. Work From Home Policy
      - *Limitation of operational working hours*
      - *Work From Home (WFH)*
      - *Restrictions on official travel*

   d. Optimization of Digital Initiatives
      - *Implementation of online agency training*
      - *Digital office implementation*

To overcome the conditions above, management has also done the following: (continued)

31. TUJUAN DAN KEBIJAKAN MANAJEMEN RISIKO KEUANGAN DAN ASURANSI (lanjutan)

g. Penyebaran virus Covid-19 (lanjutan)

2. Strategi pertumbuhan bisnis yang *sustainable*
   a. Peningkatan Penerimaan Premi
      - Membentuk Tim Pemenangan Tender
      - Mengoptimalkan penagihan premi lanjutan
   b. Efisiensi beban usaha
      - Membatasi perjalanan dinas
      - Pembatasan *overtime*
      - Melaksanakan diklat secara daring
3. *Good Corporate Governance*
   Penerapan prinsip-prinsip *good corporate governance* dalam setiap praktik bisnis Perusahaan. Perusahaan juga telah merespon dan mengimplementasikan peraturan baru yang diterbitkan oleh pemerintah dan pihak regulator dalam mengatasi dampak covid.

31. FINANCIAL AND INSURANCE RISK MANAGEMENT OBJECTIVES AND POLICIES (continued)

g. The outbreak of Covid-19 virus (continued)

2. Sustainable business growth strategy

a. Increase in Premium Receipts
- *Forming a Tender Winning Team*
- *Optimizing advanced premium billing*

b. Operating expense efficiency
- *Limiting official travel*
- *Overtime limitation*
- *Carry out online training*

3. Good Corporate Governance
The implementation of good corporate governance principles in every business practice of the company. The company has also responded to and implemented the following new regulations issued by the government and regulators.

32. PERJANJIAN-PERJANJIAN PENTING

a. Perusahaan mempunyai perjanjian reasuransi (*treaty*), dengan beberapa perusahaan reasuransi antara lain dengan PT Reasuransi Nasional Indonesia, PT Reasuransi Indonesia Utama (Persero) dan PT Maskapai Reasuransi Indonesia.

b. Perusahaan mengadakan kerjasama dengan beberapa Bank seperti PT Bank Danamon Indonesia Tbk., dan PT Bank Mandiri (Persero) Tbk., untuk memberikan rincian transaksi kegiatan operasional untuk kelancaran proses transaksi yang berhubungan dengan Portofolio nasabah dan penyimpanan efek berupa obligasi, saham dan deposito.

c. Perusahaan melakukan perjanjian dengan beberapa perusahaan manajer investasi seperti PT BNP Paribas Investment dan PT Schroder Investment Management Indonesia untuk mengelola reksadana-reksadana yang dimiliki Perusahaan. Perjanjian-perjanjian tersebut akan berakhir pada saat produk reksadana yang dikelola telah jatuh tempo atau jika salah satu pihak mengajukan penghentian kerjasama secara tertulis kepada pihak lainnya.

32. SIGNIFICANT AGREEMENTS

a. The Company has a treaty reinsurance agreement with several reinsurance companies, among others, PT Reasuransi Nasional Indonesia, PT Reasuransi Indonesia Utama (Persero) and PT Maskapai Reasuransi Indonesia.

b. The Company entered into agreements with several banks, such as PT Bank Danamon Indonesia Tbk., and PT Bank Mandiri (Persero) Tbk., to provide details transaction of operational activities for the smooth processing of transactions related to the customer portfolio and the custody of securities in the form of bonds, shares and deposits.

c. The Company entered into agreements with several investment manager entities, among others, PT BNP Paribas Investment and PT Schroder Investment Management Indonesia to manage the Company's mutual funds. These agreements will expire when the mutual funds product due or if a party asks to terminate the agreement by notify in writing.

32. PERJANJIAN-PERJANJIAN PENTING (lanjutan)

d. Pada tanggal 16 November 2021, Perusahaan menandatangi perjanjian kerjasama bank garansi dengan PT Bank Rakyat Indonesia (Persero) Tbk dengan nomor perjanjian 078/PJ-04/11/2021 terkait tender project dengan limit sebesar Rp2.000 yang telah diperpanjang beberapa kali, terakhir sampai dengan 23 Agustus 2022.

e. Pada tanggal 9 September 2021, Perusahaan menandatangi perjanjian kerjasama bank garansi dengan PT Bank Rakyat Indonesia (Persero) Tbk dengan nomor perjanjian 115.A/PJ-04/09/2021 terkait tender project dengan limit sebesar Rp2.000 yang telah diperpanjang beberapa kali, terakhir sampai dengan 12 November 2022.

f. Pada tanggal 17 Mei 2019, Perusahaan telah menandatangani perjanjian dengan BRI untuk melakukan kerja sama dalam pemasaran produk Asuransi Dana Investasi dan Proteksi (Davespro) dengan model bisnis kerja sama distribusi. Jangka waktu perjanjian ini selama 2 tahun dan berakhir pada tanggal 16 Mei 2021. Pada tanggal 22 Desember 2021 dilakukan perpanjangan dengan nomor perjanjian B.1199/DIR/HOB/XII/2021 yang berakhir tanggal 16 Mei 2023.

g. Pada 15 Desember 2021, Perusahaan menandatangani perjanjian dengan BRI dengan nomor perjanjian B.1168/DIR/HOB/XII/2021 untuk membentuk jalur penjualan model bisnis “Referensi Tidak Dalam Rangka Produk Bank” melalui *telemarketing* dalam memasarkan produk Asuransi Lengkap Ekonomis Nyaman Sejahtera (Asuransi Lentera). Jangka waktu perjanjian berlaku sampai dengan 10 November 2024.

h. Pada Pada tanggal 14 April 2020, Perusahaan telah menandatangani perjanjian dengan PT Anugrah Atma Adiguna dan PT Lifepal Technologies Indonesia dengan nomor perjanjian B.397/DIR/SPB/III/2020 untuk memasarkan produk Asuransi *Protection Sport (Pro Sport)*, produk Asuransi Mikro Perisai Masa Depan Plus (AM Prima Plus) dan produk Asuransi *Acci Care*. Perjanjian ini berlaku terhitung sejak tanggal 1 Januari 2020 sampai dengan 31 Desember 2020 dan akan diperpanjang otomatis untuk jangka waktu yang sama kecuali diakhiri oleh salah satu pihak.

32. SIGNIFICANT AGREEMENTS (continued)

d. On November 16, 2021, the Company entered into an bank guarantee agreement with PT Bank Rakyat Indonesia (Persero) Tbk. (BRI) with agreement number 078/PJ-04/11/2021 related to project tender with a limit of Rp2,000 which has been extended several times, most recently until August 23, 2022.

e. On September 9, 2021, the Company entered into an bank guarantee agreement with PT Bank Rakyat Indonesia (Persero) Tbk. (BRI) with agreement number 115.A/PJ-04/09/2021 related to project tender with a limit of Rp2,000 which has been extended several times, most recently until November 12, 2022.

f. On May 17, 2019, the Company entered into agreement with BRI to cooperate in marketing the Investment Fund and Protection Insurance (Davespro) product with a distribution cooperation business model. The term of this agreement is 2 years and ended on May 16, 2021. On November 12, 2021, the agreement period was extended under the agreement number B.1199/DIR/HOB/XII/2021 which ended on May 16, 2023.

g. On December 15, 2021, the Company entered into an agreement with BRI Indonesia under the agreement number B.1168/DIR/HOB/XII/2021 to establish a sales channel business model “References in the Framework of Non-Banking Products" through telemarketing in marketing Asuransi Lengkap Ekonomis Nyaman Sejahtera (Asuransi Lentera) products. This agreement is ended on November 10, 2024.

h. On April 14, 2020, the Company entered into agreement with PT Anugrah Atma Adiguna and PT Lifepal Technologies Indonesia under the agreement number B.397/DIR/SPB/III/2020 to market Protection Sport (Pro Sport) insurance products, Perisai Masa Depan Plus (AM Prima Plus) Micro Insurance products and Acci Care Insurance products. This agreement is valid from January 1, 2020 to December 31, 2020 and will be automatically renewed for the same period unless terminated by either party.

32. PERJANJIAN-PERJANJIAN PENTING (lanjutan)

i. Pada tanggal 2 Maret 2021 telah ditandatangani perjanjian distribusi antara BRI dan BRI Life, dimana BRI akan mendistribusikan produk asuransi jiwa BRI Life di seluruh wilayah Indonesia dan menyetujui bahwa perjanjian tersebut dimaksudkan sebagai perjanjian induk yang berlaku untuk semua jenis Saluran Distribusi dan semua jenis produk yang pengembangannya disesuaikan dengan rencana bisnis Perusahaan.

Dalam kaitannya dengan perjanjian ini, pada tanggal 2 Maret 2021, Perusahaan telah membayar *access fee* di muka sejumlah Rp2.120.000 yang diakui sebagai bagian dari akun "biaya akuisisi ditangguhkan" pada laporan posisi keuangan konsolidasian dan diamortisasi menggunakan metode garis lurus selama 15 tahun. Sampai dengan 31 Desember 2021, jumlah yang telah diamortisasi sebesar Rp117.778 telah dicatat sebagai bagian dari akun "Beban akuisi – biaya manajemen" pada laporan laba rugi dan penghasilan komprehensif lain konsolidasian.

Selain membayar *Access Fee*, Perusahaan juga menyetujui untuk akan membayarkan Komisi, *Marketing Allowance, Performance Bonus,* serta *Bank Seller Allowance* yang besarnya diatur dalam perjanjian.

j. Pada tanggal 10 Agustus 2020, Perusahaan telah menandatangani perjanjian dengan PT Fintek Karya Nusantara untuk pemasaran dan penerimaan pembayaran produk asuransi melalui LinkAja. Pada tanggal 12 November 2021 dilakukan perpanjangan dengan nomor perjanjian B.1239/DIR/HOB/XI/2021 yang berakhir tanggal 9 Agustus 2023.

k. Pada tanggal 17 November 2021, Perusahaan telah menandatangani perjanjian dengan PT Mitra Integrasi Informatika dengan nomor perjanjian 058/MII/HRDWR/I/2022 untuk penyediaan perangkat keras dan implementasi perangkat keras *McAfee*. Perjanjian ini berlaku sampai dengan tanggal 16 November 2022.

l. Pada tanggal 1 November 2020, Perusahaan telah menandatangani perjanjian kerja sama dengan PT Satkomindo Mediyasa dengan nomor perjanjian B.1239/DIR/MAP/XI/2021 terkait Penyediaan Produk Dan Layanan Terkait Teknologi Informasi Web Application Firewall (WAF) F5. Perjanjian ini berlaku sampai dengan tanggal 28 Februari 2022

32. SIGNIFICANT AGREEMENTS (continued)

i. On March 2, 2021, a distribution agreement was signed between BRI and BRI Life, whereby BRI will distribute BRI Life's life insurance products throughout Indonesia and agree that the agreement is intended as a main agreement that applies to all types of distribution channels and all types of products that are developed adjusted to the Company business plan.

In accordance with this agreement, on March 2, 2021, the Company paid access fee amounting to Rp2,120,000 that recognized as part of "deferred acquisition cost" account in the consolidated financial position and are amortized using straight-line method for 15 years. Up to December 31, 2021, total amortized amount of Rp117,778 is recorded as part of "Acquisition expenses – management fee" account in the consolidated statement of profit or loss and other comprehensive income.

In addition to paying the Access Fee, The Company also agrees to pay Commissions, Marketing Allowance, Performance Bonus, and Bank Seller Allowance, the amount of which is stipulated in the agreement.

j. On August 10, 2020, the Company entered into agreement with PT Fintek Karya Nusantara for the marketing and receipt of payment for insurance products through LinkAja. On November 12, 2021, the agreement period was extended under the agreement number B.1239/DIR/HOB/XI/2021 which ended on August 9, 2023.

k. On November 17, 2021, the Company entered into agreement with PT Mitra Integrasi Informatika under the agreement number 058/MII/HRDWR/I/2022 for hardware provision and implementation of McAfee hardware. This agreement is ended on November 16, 2022.

l. On November 1, 2020, the Company entered into agreement with PT Satkomindo Mediyasa under the agreement number B.1239/DIR/MAP/XI/2021 for providing product and services related to information technology Web Application Firewall (WAF) F5. This agreement is ended on November 16, 2022.

32. PERJANJIAN-PERJANJIAN PENTING (lanjutan)

m. Pada tanggal 1 Oktober 2021, Perusahaan telah menandatangani perjanjian kerja sama dengan PT Abdi Jaya Integra dengan nomor perjanjian B.1115/DIR/MAP/X/2021 untuk pengadaan contact center Avaya Call Management System. Perjanjian ini berlaku sampai dengan tanggal 30 September 2022.

n. Pada tanggal 15 Oktober 2021, Perusahaan telah menandatangani perjanjian kerja sama dengan PT Perkom Indah Murni dengan nomor perjanjian B.1123/DIR/MAP/X/2021 untuk perpanjangan lisensi perawatan server Nutanix. Perjanjian ini berlaku sampai dengan tanggal 10 Januari 2023.

o. Pada tanggal 28 Mei 2021, Perusahaan telah menandatangani addendum dan pernyataan kembali perjanjian kerja sama dengan PT Bank Syariah Indonesia Tbk (dahulu PT Bank BRISyariah Tbk, PT Bank Mandiri Syariah dan PT Bank BNI Syariah) dengan nomor perjanjian B.612/DIR/DDS/V/2021 untuk pemasaran dan penutupan asuransi pembiayaan nasabah BSI. Perjanjian ini berlaku sampai dengan tanggal 19 Maret 2022.

p. Pada tanggal 30 Desember 2021, Perusahaan telah menandatangani perjanjian dengan PT Bank Rakyat Indonesia (Persero), Tbk dengan nomor perjanjian B.1232/DIR/SPB/XII/2021 untuk pemasaran produk Asuransi Jiwa Optimal Sejahtera (Asuransi AURORA) dengan model bisnis kerja sama distribusi. Perjanjian ini berlaku sampai dengan tanggal 30 Desember 2023.

q. Pada tanggal 9 Juni 2021, Perusahaan telah menandatangani perjanjian dengan PT Bank Rakyar Indonesia (Persero), Tbk. dengan nomor perjanjian B.645/DIR/SPB/VI/2021 untuk pemasaran produk Asuransi BRI Life *Double Care* dengan model bisnis kerja sama referensi tidak dalam rangka produk bank. Perjanjian ini berlaku sampai dengan tanggal 9 Juni 2023.

r. Pada tanggal 8 November 2021, Perusahaan telah menandatangani perjanjian dengan PT Bank Rakyat Indonesia (Persero), Tbk. dengan nomor perjanjian B.1061/DIR/HOB/XI/2021 untuk pemasaran produk Asuransi Jiwa Pelita dengan model bisnis kerja sama referensi tidak dalam rangka produk bank. Perjanjian ini berlaku sampai dengan tanggal 7 November 2022.

32. SIGNIFICANT AGREEMENTS (continued)

m. On October 1, 2021, the Company entered into agreement with PT Abdi Jaya Integra under the agreement number B.1115/DIR/MAP/X/2021 for procurement of contact center Avaya Call Management System. This agreement is ended on September 30, 2022.

n. On October 15, 2021, the Company entered into agreement with PT Perkom Indah Murni under the agreement number B.1123/DIR/MAP/X/2021 for Nutanix server maintenance license renewal. This agreement is ended on Januari 10, 2023.

o. On May 28, 2021, the Company has signed an addendum and restated the cooperation agreement with PT Bank Syariah Indonesia Tbk (formerly PT Bank BRISyariah Tbk, PT Bank Mandiri Syariah and PT Bank BNI Syariah) under the agreement number B.612/DIR/DDS/V/2021 for marketing and closing of BSI customer financing insurance. This agreement is valid until March 19, 2022.

p. On December 30, 2021, the Company entered into agreement with PT Bank Rakyat Indonesia (Persero), Tbk under the agreement number B.1232/DIR/SPB/XII/2021 for marketing of Optimal Sejahtera Life Insurance products (AURORA Insurance) with a distribution cooperation business model. This agreement is ended on December 30, 2023.

q. On June 9, 2021, the Company entered into agreement with PT Bank Rakyar Indonesia (Persero), Tbk under the agreement number B.645/DIR/SPB/VI/2021 for marketing of BRI Life Double Care Insurance products with a reference cooperation business model not in the context of bank products. This agreement is ended on June 9, 2023.

r. On November 8, 2021, the Company entered into agreement with PT Bank Rakyat Indonesia (Persero), Tbk under the agreement number B.1061/DIR/HOB/XI/2021 for marketing Pelita Life Insurance products with a reference cooperation business model not in the context of bank products. This agreement is ended on November 7, 2022.

32. PERJANJIAN-PERJANJIAN PENTING (lanjutan)

s. Pada tanggal 30 Juni 2021, Perusahaan telah menandatangani perjanjian dengan PT Bank Rakyar Indonesia (Persero), Tbk. dengan nomor perjanjian B.703/DIR/SPB/VI/2021 untuk pemasaran produk Asuransi Mikro Proteksi Aman Sejahtera (PIJAR) dengan model bisnis kerja sama distribusi. Perjanjian ini berlaku sampai dengan tanggal 29 Juni 2022.

t. Pada tanggal 6 Mei 2019, Perusahaan telah menandatangani perjanjian kerja sama dengan PT Bank Rakyat Indonesia (Persero) Tbk dengan nomor perjanjian B.687/DIR/AJK/V/2019 terkait penerbitan Asuransi Jiwa Kredit Bagi Debitur Kupedes. Perjanjian dapat diperpanjang berdasarkan kesepakatan para pihak dan dituangkan dalam adendum yang merupakan satu kesatuan dan tidak terpisahkan dengan perjanjian ini.

Pada tanggal 1 Januari 2021, Perusahaan menandatangani adendum I dengan nomor perjanjian B.876-DIR/AJK/I/2021.

Pada tanggal 18 Oktober 2021, menandatangani Addendum II dengan Nomor 992/DIR/HOB/X/2021.

u. Pada tanggal 6 Mei 2019, Perusahaan telah menandatangani perjanjian kerja sama dengan PT Bank Rakyat Indonesia (Persero) Tbk dengan nomor perjanjian B.688/DIR/AJK/V/2019 terkait penerbitan Asuransi Jiwa Kredit Bagi Debitur Kupedes. Perjanjian dapat diperpanjang berdasarkan kesepakatan para pihak dan dituangkan dalam adendum yang merupakan satu kesatuan dan tidak terpisahkan dengan perjanjian ini.

Pada tanggal 1 Juli 2021, Perusahaan menandatangani adendum I dengan nomor perjanjian B.915-DIR/AJK/VII/2021.

Pada tanggal 18 Oktober 2021, menandatangani Addendum II dengan Nomor 991/DIR/HOB/X/2021.

32. SIGNIFICANT AGREEMENTS (continued)

s. On June 30, 2021, the Company entered into agreement with PT Bank Rakyar Indonesia (Persero), Tbk under the agreement number B.703/DIR/SPB/VI/2021 for the marketing of Safe and Prosperous Protection Micro Insurance (PIJAR) products with a distribution cooperation business model. This agreement is ended on June 29, 2022.

t. On May 6, 2019, the Company entered into agreement with PT Bank Rakyat Indonesia (Persero), Tbk under the agreement number B.687/DIR/AJK/V/2019 to issuance of Credit Life Insurance for Kupedes Debtors. The agreement can be extended based on the agreement of the parties and set forth in an addendum which is an integral and inseparable part of this agreement.

On January 1, 2021, the Company signed addendum I with agreement number B.876-DIR/AJK/I/2021.

On October 18, 2021, signed Addendum II with Number 992/DIR/HOB/X/2021.

u. On May 6, 2019, the Company entered into agreement with PT Bank Rakyat Indonesia (Persero), Tbk under the agreement number B.688/DIR/AJK/V/2019 to issuance of Credit Life Insurance for Kupedes Debtors. The agreement can be extended based on the agreement of the parties and set forth in an addendum which is an integral and inseparable part of this agreement.

On July 1, 2021, the Company signed addendum I with agreement number B.915-DIR/AJK/VII/2021.

On October 18, 2021, signed Addendum II with Number 991/DIR/HOB/X/2021.

32. PERJANJIAN-PERJANJIAN PENTING (lanjutan)

v. Pada tanggal 16 Desember 2021, Perusahaan telah menandatangani *Service Level Agreement* (*SLA*) dengan FWD Technology and Innovation Malaysia Sdn. Bhd. untuk layanan aktuaria yang mencakup pemeliharaan model aktuaria untuk statutory reporting dan pelaporan nilai embedded serta layanan aktuaria lainnya. Terkait dengan perjanjian ini, Perusahaan telah mencatat beban yang masih harus dibayar dan beban usaha sebesar Rp3.234.

32. SIGNIFICANT AGREEMENTS (continued)

v. On December 16, 2021, the Company entered into agreement with FWD Technology and Innovation Malaysia Sdn. Bhd. for actuarial services which include maintenance of actuarial models for statutory reporting and embedded value reporting and other actuarial services. In accordance with this agreement, the Company has recorded accrued expenses and operating expenses amounting to Rp3,234.

33. SIFAT HUBUNGAN DAN TRANSAKSI DENGAN PIHAK BERELASI

Dalam kegiatan usahanya, Grup melakukan transaksi tertentu dengan pihak-pihak berelasi.

Sifat hubungan berelasi

Pihak berelasi adalah sebagai berikut:

a. PT Bank Rakyat Indonesia (Persero) Tbk (“BRI”), entitas yang dikendalikan oleh BRI dan entitas dimana BRI memiliki pengaruh signifikan.

b. Pemerintah Republik Indonesia, entitas yang dikendalikan oleh Pemerintah Republik Indonesia dan entitas dimana Pemerintah Republik Indonesia memiliki pengaruh signifikan.

Saldo dan transaksi dengan pihak berelasi

Rincian saldo dan transaksi signifikan dengan pihak berelasi adalah sebagai berikut:

33. NATURE OF RELATIONSHIPS AND TRANSACTIONS WITH RELATED PARTIES

In the normal course of business, Group entered into transactions with related parties.

Nature of related parties

Related parties are as follows:

a. PT Bank Rakyat Indonesia (Persero) Tbk (“BRI”), entities controlled by BRI and entities where BRI has significant influence.

b. Government of the Republic of Indonesia, entities controlled by Government of the Republic of Indonesia and entities where Government of the Republic of Indonesia has significant influence.

Balance and transactions with related parties

The details of the significant balances and transactions entered into with related parties are as follows:

a. Aset / ***a. Assets***

	31 Desember/ *December 31,* 2021	31 Desember/ *December 31,* 2020	
Kas dan Bank			***Cash on hand and in Banks***
Rupiah			***Rupiah***
PT Bank Rakyat Indonesia (Persero) Tbk	55.897	74.742	*PT Bank Rakyat Indonesia (Persero) Tbk*
PT Bank Syariah Indonesia (Persero) Tbk (dahulu PT Bank BRISyariah Tbk, PT Bank Mandiri Syariah, dan PT Bank BNI Syariah)	4.608	6.825	*PT Bank Syariah Indonesia (Persero) Tbk (formerly PT Bank BRISyariah Tbk, PT Bank Mandiri Syariah, and PT Bank BNI Syariah)*
PT Bank Mandiri (Persero) Tbk	892	1.651	*PT Bank Mandiri (Persero) Tbk*
PT Bank Raya Indonesia Tbk (dahulu PT Bank Rakyat Indonesia Agroniaga Tbk)	550	613	*PT Bank Raya Indonesia Tbk (formerly PT Bank Rakyat Indonesia Agroniaga Tbk)*
PT Bank Negara Indonesia (Persero) Tbk	384	492	*PT Bank Negara Indonesia (Persero) Tbk*
Mata Uang Asing			***Foreign currency***
PT Bank Rakyat Indonesia (Persero) Tbk	16	25	*PT Bank Rakyat Indonesia (Persero) Tbk*
Sub-total	**62.347**	**84.348**	***Sub-total***

33. SIFAT HUBUNGAN DAN TRANSAKSI DENGAN PIHAK BERELASI (lanjutan)

33. NATURE OF RELATIONSHIPS AND TRANSACTIONS WITH RELATED PARTIES (continued)

Saldo dan transaksi dengan pihak berelasi (lanjutan)

Balance and transactions with related parties (continued)

a. Aset (lanjutan)

a. Assets (continued)

	31 Desember/ *December 31,* 2021	31 Desember/ *December 31,* 2020	
Piutang Premi			***Premium Receivables***
PT Pos Indonesia (Persero)	14.454	-	*PT Pos Indonesia (Persero)*
PT Lancarjaya Mandiri Abadi	1.870	-	*PT Lancarjaya Mandiri Abadi*
PT Citilink Indonesia	1.782	-	*PT Citilink Indonesia*
PT ASDP Indonesia Ferry (Persero)	1.691	-	*PT ASDP Indonesia Ferry (Persero)*
PT Bank Rakyat Indonesia (Persero) Tbk	1.660	-	*PT Bank Rakyat Indonesia (Persero) Tbk*
PT Dayamitra Telekomunikasi	1.613	934	*PT Dayamitra Telekomunikasi*
PT Asuransi BRI Life	1.408	-	*PT Asuransi BRI Life*
PT Barata Indonesia (Persero)	1.133	-	*PT Barata Indonesia (Persero)*
PT Sigma Cipta Caraka	900	-	*PT Sigma Cipta Caraka*
PT Jasamarga Balikpapan Samarinda	845	218	*PT Jasamarga Balikpapan Samarinda*
PT Taspen (Persero)	815	-	*PT Taspen (Persero)*
PT Industri Kapal Indonesia (Persero)	802	-	*PT Industri Kapal Indonesia (Persero)*
PT Perikanan Nusantara (Persero)	791	966	*PT Perikanan Nusantara (Persero)*
PT Aero Systems Indonesia	709	304	*PT Aero Systems Indonesia*
PT Nindya Karya (Persero)	608	-	*PT Nindya Karya (Persero)*
PT LEN Industri (Persero)	561	-	*PT LEN Industri (Persero)*
PT Pelabuhan Indonesia III (Persero)	551	-	*PT Pelabuhan Indonesia III (Persero)*
PT Graha Sarana Duta	514	-	*PT Graha Sarana Duta*
PT Dirgantara Indonesia (Persero)	-	5.257	*PT Dirgantara Indonesia (Persero)*
PT Perusahaan Perdagangan Indonesia (Persero)	-	2.996	*PT Perusahaan Perdangan Indonesia (Persero)*
PT Bank Syariah Indonesia (Persero) Tbk (dahulu PT Bank BRISyariah Tbk, PT Bank Mandiri Syariah, dan PT Bank BNI Syariah)	-	1.057	*PT Bank Syariah Indonesia (Persero) Tbk (formerly PT Bank BRISyariah Tbk, PT Bank Mandiri Syariah, and PT Bank BNI Syariah)*
PT United Tractors Tbk	-	847	*PT United Tractors Tbk*
Lain-lain (masing - masing dibawah 500)	7.795	5.816	*Others (each below 500)*
Sub-total	**40.502**	**18.395**	***Sub-total***
Piutang Hasil Investasi			***Investment Income Receivables***
Obligasi Pemerintah	70.548	62.541	*Government Bonds*
PT Bank Ekspor Indonesia (Persero) (dahulu Lembaga Pembiayaan Ekspor Indonesia)	2.655	3.737	*PT Bank Ekspor Indonesia (Persero) (Formerly Lembaga Pembiayaan Ekspor Indonesia)*
PT Perusahaan Listrik Negara (Persero)	1.822	4.028	*PT Perusahaan Listrik Negara (Persero)*
PT Bank Rakyat Indonesia (Persero) Tbk	1.042	3.860	*PT Bank Rakyat Indonesia (Persero) Tbk*

33. SIFAT HUBUNGAN DAN TRANSAKSI DENGAN PIHAK BERELASI (lanjutan)

33. NATURE OF RELATIONSHIPS AND TRANSACTIONS WITH RELATED PARTIES (continued)

Saldo dan transaksi dengan pihak berelasi (lanjutan)

Balance and transactions with related parties (continued)

a. Aset (lanjutan)

a. Assets (continued)

	31 Desember/ *December 31,* 2021	31 Desember/ *December 31,* 2020	
Piutang Hasil Investasi (lanjutan)			***Investment Income Receivables (continued)***
PT Sarana Multigriya Finansial (Persero)	611	798	*PT Sarana Multigriya Finansial (Persero)*
PT BRI Multifinance Indonesia	541	334	*PT BRI Multifinance Indonesia*
PT Sarana Multi Infrastruktur (Persero)	479	496	*PT Sarana Multi Infrastruktur (Persero)*
PT Semen Indonesia (Persero) Tbk	476	870	*PT Semen Indonesia (Persero) Tbk*
PT Perusahaan Pengelola Aset	464	-	*PT Perusahaan Pengelola Aset*
PT Bank Raya Indonesia Tbk (dahulu PT Bank Rakyat Indonesia Agroniaga Tbk)	397	810	*PT Bank Raya Indonesia Tbk (formerly PT Bank Rakyat Indonesia Agroniaga Tbk*
PT Angkasa Pura	123	-	*PT Angkasa Pura*
PT Bank Mandiri (Persero) Tbk	96	21	*PT Bank Mandiri (Persero) Tbk*
PT Pupuk Indonesia (Persero) Tbk	84	26	*PT Pupuk Indonesia (Persero) Tbk*
PT PNM Investment Management	82	573	*PT PNM Investment Management*
PT Waskita Karya (Persero) Tbk	61	420	*PT Waskita Karya (Persero) Tbk*
PT Kereta Api Indonesia (Persero)	39	113	*PT Kereta Api Indonesia (Persero)*
PT Angkasa Pura I (Persero) Tbk	28	98	*PT Angkasa Pura I (Persero) Tbk*
PT Indonesia Instructure Finance	26	117	*PT Indonesia Infrastructure Finance*
PT Telekomunikasi Indonesia (Persero) Tbk	12	16	*PT Telekomunikasi Indonesia (Persero) Tbk*
PT Bank Pembangunan Derah Sulawesi Selatan dan Sulawesi Barat	-	2.305	*PT Bank Pembangunan Daerah Sulawesi Selatan dan Sulawesi Barat*
PT Waskita Beton Precast Tbk	-	1.586	*PT Waskita Beton Precast Tbk*
PT PP Properti Tbk	-	924	*PT PP Properti Tbk*
PT Timah (Persero) Tbk	-	842	*PT Timah (Persero) Tbk*
PT Mandiri Tunas Finance	-	584	*PT Mandiri Tunas Finance*
PT Permodalan Nasional Madani (Persero)	-	542	*PT Permodalan Nasional Madani (Persero)*
PT Pembangunan Perumahan (Persero) Tbk	-	454	*PT Pembangunan Perumahan (Persero) Tbk*
PT Aneka Gas Industri	-	405	*PT Aneka Gas Industri*
PT Bank BRI Syariah Tbk	-	294	*PT Bank BRI Syariah Tbk*
PT Bank Tabungan Negara (Persero) Tbk	-	146	*PT Bank Tabungan Negara (Persero) Tbk*
PT Aneka Tambang (Persero) Tbk	-	85	*PT Aneka Tambang (Persero) Tbk*
PT Pegadaian (Persero)	-	67	*PT Pegadaian (Persero)*
PT Wijaya Karya (Persero) Tbk	-	50	*PT Wijaya Karya (Persero) Tbk*
PT Adhi Karya (Persero) Tbk	-	17	*PT Adhi Karya (Persero) Tbk*
PT Pelabuhan Indonesia	-	11	*PT Pelabuhan Indonesia*
PT Hutama Karya (Persero) Tbk	-	9	*PT Hutama Karya (Persero) Tbk*
Sub-total	**79.586**	**87.179**	***Sub-total***

33. SIFAT HUBUNGAN DAN TRANSAKSI DENGAN PIHAK BERELASI (lanjutan)

33. NATURE OF RELATIONSHIPS AND TRANSACTIONS WITH RELATED PARTIES (continued)

Saldo dan transaksi dengan pihak berelasi (lanjutan)

Balance and transactions with related parties (continued)

a. Aset (lanjutan)

a. Assets (continued)

	31 Desember/ *December 31,* 2021	31 Desember/ *December 31,* 2020	
Aset reasuransi			***Reinsurance assets***
PT Reasuransi Nasional Indonesia	48.561	13.996	*PT Reasuransi Nasional Indonesia*
PT Reasuransi Indonesia Utama (Persero)	26.510	29.001	*PT Reasuransi Indonesia Utama (Persero)*
PT Tugu Reasuransi Indonesia	607	607	*PT Tugu Reasuransi Indonesia*
	75.678	43.604	
Cadangan kerugian penurunan nilai			*Allowance for impairment losses:*
PT Tugu Reasuransi Indonesia	(607)	(607)	*PT Tugu Reasuransi Indonesia*
Sub-total	**75.071**	**42.997**	***Sub-total***
Piutang koasuransi			***Coinsurance receivables***
PT BRI Asuransi Indonesia (dahulu PT Asuransi Bringin Sejahtera Artamakmur)	16.453	217	*PT BRI Asuransi Indonesia (Formerly PT Asuransi Bringin Sejahtera Artamakmur)*
PT Taspen (Persero)	10.118	2.115	*PT Taspen (Persero)*
Sub-total	**26.571**	**2.332**	***Sub-total***
Piutang lain-lain			***Other receivables***
PT Bank Rakyat Indonesia (Persero) Tbk	97.944	94.679	*PT Bank Rakyat Indonesia (Persero) Tbk*
Sub-total	**97.944**	**94.679**	***Sub-total***
Investasi			***Investments***
Deposito berjangka			***Time deposits***
PT Bank Rakyat Indonesia (Persero) Tbk	849.968	636.910	*PT Bank Rakyat Indonesia (Persero) Tbk*
PT Bank Raya Indonesia Tbk (dahulu PT Bank Rakyat Indonesia Agroniaga Tbk)	100.969	268.342	*PT Bank Raya Indonesia Tbk (formerly PT Bank Rakyat Indonesia Agroniaga Tbk*
PT Bank Tabungan Negara (Persero) Tbk	20.000	60.000	*PT Bank Tabungan Negara (Persero) Tbk*
PT Bank Syariah Indonesia (Persero) Tbk (dahulu PT Bank BRISyariah Tbk, PT Bank Mandiri Syariah, dan PT Bank BNI Syariah)	18.700	29.650	*PT Bank Syariah Indonesia (Persero) Tbk (formerly PT Bank BRISyariah Tbk, PT Bank Mandiri Syariah, and PT Bank BNI Syariah)*
PT Bank Tabungan Negara (Persero) Tbk - Syariah	17.500	9.000	*PT Bank Tabungan Negara (Persero) Tbk - Syariah*
PT Bank Negara Indonesia (Persero) Tbk	1.000	6.000	*PT Bank Negara Indonesia (Persero) Tbk*
Sub-total	**1.008.137**	**1.009.902**	***Sub-total***

33. SIFAT HUBUNGAN DAN TRANSAKSI DENGAN PIHAK BERELASI (lanjutan)

33. NATURE OF RELATIONSHIPS AND TRANSACTIONS WITH RELATED PARTIES (continued)

Saldo dan transaksi dengan pihak berelasi (lanjutan)

Balance and transactions with related parties (continued)

a. Aset (lanjutan)

a. Assets (continued)

	31 Desember/ *December 31,* 2021	31 Desember/ *December 31,* 2020	
Obligasi			***Bond***
Obligasi Pemerintah	5.354.276	3.641.687	*Government Bonds*
PT Perusahaan Listrik Negara (Persero)	297.966	294.299	*PT Perusahaan Listrik Negara (Persero)*
Lembaga Pembiayaan Ekspor Indonesia	294.176	292.647	*Lembaga Pembiayaan Ekspor Indonesia*
PT Semen Indonesia (Persero) Tbk	226.660	225.308	*PT Semen Indonesia (Persero) Tbk*
PT Bank Rakyat Indonesia (Persero) Tbk	142.397	331.689	*PT Bank Rakyat Indonesia (Persero) Tbk*
PT BRI Multifinance Indonesia	140.000	90.000	*PT BRI Multifinance Indonesia*
PT Sarana Multi Infrastruktur (Persero)	99.151	88.388	*PT Sarana Multi Infrastruktur (Persero)*
PT Sarana Multigriya Finansial (Persero)	95.106	122.520	*PT Sarana Multigriya Finansial (Persero)*
PT Permodalan Nasional Madani (Persero) Tbk	77.835	70.760	*PT Permodalan Nasional Madani (Persero) Tbk*
PT Perusahaan Pengelola Aset	63.738	-	*PT Perusahaan Pengelola Aset*
PT Pembangunan Perumahan (Persero) Tbk	60.448	-	*PT Pembangunan Perumahan (Persero) Tbk*
PT Bank Mandiri (Persero) Tbk	43.843	11.626	*PT Bank Mandiri (Persero) Tbk*
PT Kereta Api Indonesia (Persero)	32.912	31.514	*PT Kereta Api Indonesia (Persero)*
PT Angkasa Pura II	28.483	-	*PT Angkasa Pura II*
PT Bank Syariah Indonesia (Persero) Tbk (dahulu PT Bank BRISyariah Tbk, PT Bank Mandiri Syariah, dan PT Bank BNI Syariah)	27.774	-	*PT Bank Syariah Indonesia (Persero) Tbk (formerly PT Bank BRISyariah Tbk, PT Bank Mandiri Syariah, and PT Bank BNI Syariah)*
PT Pupuk Indonesia (Persero) Tbk	24.120	1.590	*PT Pupuk Indonesia (Persero) Tbk*
PT Bank Tabungan Negara (Persero) Tbk	21.689	47.351	*PT Bank Tabungan Negara (Persero) Tbk*
PT Indonesia Infrasrtucture Finance	20.676	-	*PT Indonesia Infrasrtucture Finance*
PT Mandiri Tunas Finance	20.590	55.817	*PT Mandiri Tunas Finance*
PT Bank Raya Indonesia Tbk (dahulu PT Bank Rakyat Indonesia Agroniaga Tbk)	20.415	20.564	*PT Bank Raya Indonesia Tbk (formerly PT Bank Rakyat Indonesia Agroniaga Tbk*
PT Waskita Karya (Persero) Tbk	18.762	38.605	*PT Waskita Karya (Persero) Tbk*
PT Angkasa Pura I	13.869	-	*PT Angkasa Pura I*
PT Hutama Karya (Persero) Tbk	11.038	2.029	*PT Hutama Karya (Persero) Tbk*
PT Adhi Karya (Persero) Tbk	10.148	12.513	*PT Adhi Karya (Persero) Tbk*
PT Wijaya Karya (Persero) Tbk	10.147	101.248	*PT Wijaya Karya (Persero) Tbk*
PT Timah Tbk	10.087	90.452	*PT Timah Tbk*
PT Telekomunikasi Indonesia (Persero) Tbk	9.287	9.406	*PT Telekomunikasi Indonesia (Persero) Tbk*
PT Marga Lingkar Jakarta	5.418	-	*PT Marga Lingkar Jakarta*
PT Jasamarga Pandaan Tol	2.012	-	*PT Jasamarga Pandaan Tol*
PT Pelabuhan Indonesia I	1.563	-	*PT Pelabuhan Indonesia*
PT Aneka Gas Industri (Persero)	-	109.575	*PT Aneka Gas Industri (Persero)*
PT Pelabuhan Indonesia	-	5.070	*PT Pelabuhan Indonesia*
PT PP Properti Tbk	-	89.221	*PT PP Properti Tbk*
PT Waskita Beton Precast Tbk	-	86.616	*PT Waskita Beton Precast Tbk*
PT Angkasa Pura (Persero)	-	29.299	*PT Angkasa Pura (Persero)*
PT Aneka Tambang (Persero) Tbk	-	25.343	*PT Aneka Tambang (Persero) Tbk*
PT Pegadaian (Persero)	-	4.023	*PT Pegadaian (Persero)*
Sub-total	**7.184.586**	**5.929.160**	***Sub-total***

33. SIFAT HUBUNGAN DAN TRANSAKSI DENGAN PIHAK BERELASI (lanjutan)

33. NATURE OF RELATIONSHIPS AND TRANSACTIONS WITH RELATED PARTIES (continued)

Saldo dan transaksi dengan pihak berelasi (lanjutan)

Balance and transactions with related parties (continued)

a. Aset (lanjutan)

a. Assets (continued)

	31 Desember/ *December 31,* 2021	31 Desember/ *December 31,* 2020	
Saham			***Shares***
PT Bank Rakyat Indonesia (Persero) Tbk	45.253	54.256	*PT Bank Rakyat Indonesia (Persero) Tbk*
PT Bank Negara Indonesia (Persero) Tbk	36.546	35.684	*PT Bank Negara Indonesia (Persero) Tbk*
PT Telekomunikasi Indonesia (Persero) Tbk	33.732	35.856	*PT Telekomunikasi Indonesia (Persero) Tbk*
PT Bank Mandiri (Persero) Tbk	29.598	31.579	*PT Bank Mandiri (Persero) Tbk*
PT Bank Tabungan Negara (Persero) Tbk	21.754	22.474	*PT Bank Tabungan Negara (Persero) Tbk*
PT Semen Indonesia (Persero) Tbk	5.498	8.307	*PT Semen Indonesia (Persero) Tbk*
PT Jasa Marga (Persero) Tbk	4.713	5.620	*PT Jasa Marga (Persero) Tbk*
PT Perusahaan Gas Negara (Persero) Tbk	3.698	3.808	*PT Perusahaan Gas Negara (Persero) Tbk*
PT Aneka Tambang (Persero) Tbk	3.076	606	*PT Aneka Tambang (Persero) Tbk*
PT Wijaya Karya (Persero) Tbk	2.823	5.382	*PT Wijaya Karya (Persero) Tbk*
PT Adhi Karya (Persero) Tbk	1.764	2.934	*PT Adhi Karya (Persero) Tbk*
PT Bukit Asam (Persero) Tbk	1.355	2.498	*PT Bukit Asam (Persero) Tbk*
PT Waskita Karya (Persero) Tbk	964	2.267	*PT Waskita Karya (Persero) Tbk*
PT Pembangunan Perumahan (Persero) Tbk	596	1.231	*PT Pembangunan Perumahan (Persero) Tbk*
PT Bank Raya Indonesia Tbk (dahulu PT Bank Rakyat Indonesia Agroniaga Tbk)	376	-	*PT Bank Raya Indonesia Tbk (formerly PT Bank Rakyat Indonesia Agroniaga Tbk)*
PT Elnusa Tbk	-	487	*PT Elnusa Tbk*
Sub-total	**191.746**	**212.989**	***Sub-total***
Reksa dana			***Mutual fund***
PT Danareksa Investment Management	639.606	170.890	*PT Danareksa Investment Management*
PT Bahana TCW Investment Management	461.454	131.443	*PT Bahana TCW Investment Management*
PT Mandiri Manajemen Investasi	34.215	34.502	*PT Mandiri Manajemen Investasi*
Sub-total	**1.135.275**	**336.835**	***Sub-total***
Biaya akuisisi ditangguhkan			***Deferred acquisition cost***
PT Bank Rakyat Indonesia (Persero) Tbk	2.070.476	-	*PT Bank Rakyat Indonesia (Persero) Tbk*
Sub-total	**2.070.476**	**-**	***Sub-total***
Total aset kepada pihak berelasi	**11.972.241**	**7.818.816**	***Total assets from related parties***
Total aset konsolidasian	**18.260.736**	**13.044.264**	***Total consolidated assets***
Persentase total aset kepada pihak berelasi terhadap total aset konsolidasian	**65,56%**	**59,94%**	***Percentage of total assets from related parties to total consolidated assets***

33. SIFAT HUBUNGAN DAN TRANSAKSI DENGAN PIHAK BERELASI (lanjutan)

33. NATURE OF RELATIONSHIPS AND TRANSACTIONS WITH RELATED PARTIES (continued)

Saldo dan transaksi dengan pihak berelasi (lanjutan)

Balance and transactions with related parties (continued)

b. Liabilitas (lanjutan)

b. Liabilities (continued)

	31 Desember/ *December 31,* 2021	31 Desember/ *December 31,* 2020	
Utang reasuransi			***Reinsurance payable***
PT Reasuransi Nasional Indonesia	41.178	1.244	*PT Reasuransi Nasional Indonesia*
PT Reasuransi Indonesia Utama (Persero)	4.082	24.183	*PT Reasuransi Indonesia Utama (Persero)*
Sub-total	**45.260**	**25.427**	***Sub-total***
Utang koasuransi			***Coinsurance assets***
PT BRI Asuransi Indonesia (dahulu PT Asuransi Bringin Sejahtera Artamakmur)	411	244	*PT BRI Asuransi Indonesia (Formerly PT Asuransi Bringin Sejahtera Artamakmur)*
PT Zurich Asuransi Indonesia (dahulu PT Asuransi Adira Dinamika Tbk)	124	-	*PT Zurich Asuransi Indonesia (Formerly PT Asuransi Adira Dinamika Tbk)*
PT Taspen (Persero)	-	1.486	*PT Taspen (Persero)*
Sub-total	**535**	**1.730**	***Sub-total***
Pendapatan diterima dimuka			***Unearned Revenue***
PT Bank Rakyat Indonesia (Persero) Tbk	-	342	*PT Bank Rakyat Indonesia (Persero) Tbk*
PT Bank Syariah Indonesia (Persero) Tbk (dahulu PT Bank BRISyariah Tbk, PT Bank Mandiri Syariah, dan PT Bank BNI Syariah)	-	183	*PT Bank Syariah Indonesia (Persero) Tbk (formerly PT Bank BRISyariah Tbk, PT Bank Mandiri Syariah, and PT Bank BNI Syariah)*
Sub-total	**-**	**525**	***Sub-total***
Beban yang masih harus dibayar			***Accrued expense***
PT Perusahaan Listrik Negara (Persero)	182	136	*PT Perusahaan Listrik Negara (Persero)*
PT Telekomunikasi Indonesia (Persero) Tbk	-	188	*PT Telekomunikasi Indonesia (Persero) Tbk*
FWD Technology and Innovation Malaysia Sdn. Bhd.	3.234	-	*FWD Technology and Innovation Malaysia Sdn. Bhd.*
Sub-total	**3.416**	**324**	***Sub-total***
Utang klaim			***Claims liability***
PT Bank Rakyat Indonesia (Persero) Tbk	13.160	-	*PT Bank Rakyat Indonesia (Persero) Tbk*
PT Pos Indonesia	10.063	10.764	*PT Pos Indonesia*
PT Taspen (Persero)	481	-	*PT Taspen (Persero)*
PT Bank Syariah Indonesia (Persero) Tbk (dahulu PT Bank BRISyariah Tbk, PT Bank Mandiri Syariah, dan PT Bank BNI Syariah)	425	-	*PT Bank Syariah Indonesia (Persero) Tbk (formerly PT Bank BRISyariah Tbk, PT Bank Mandiri Syariah, and PT Bank BNI Syariah)*

33. SIFAT HUBUNGAN DAN TRANSAKSI DENGAN PIHAK BERELASI (lanjutan)

33. NATURE OF RELATIONSHIPS AND TRANSACTIONS WITH RELATED PARTIES (continued)

Saldo dan transaksi dengan pihak berelasi (lanjutan)

Balance and transactions with related parties (continued)

b. Liabilities (lanjutan)

b. Liabilities (continued)

	31 Desember/ *December 31,* 2021	31 Desember/ *December 31,* 2020	
Utang klaim (lanjutan)			***Claims liability (continued)***
PT Penjaminan Infrastruktur Indonesia	129	-	*PT Penjaminan Infrastruktur Indonesia*
PT BNI Sekuritas	83	-	*PT BNI Sekuritas*
Perum Jaminan Kredit Indonesia	72	-	*Perum Jaminan Kredit Indonesia*
PT Reasuransi Indonesia Utama (Persero)	65	-	*PT Reasuransi Indonesia Utama (Persero)*
PT Bank Raya Indonesia Tbk (dahulu PT Bank Rakyat Indonesia Agroniaga Tbk)	36	-	*PT Bank Raya Indonesia Tbk (formerly PT Bank Rakyat Indonesia Agroniaga Tbk)*
PT BRI Multifinance Indonesia	35	9	*PT BRI Multifinance Indonesia*
PT Danareksa Investment Management	20	-	*PT Danareksa Investment Management*
PT Asuransi Jiwa Taspen	18	-	*PT Asuransi Jiwa Taspen*
PT Hutama Karya Infrastruktur	16	-	*PT Hutama Karya Infrastruktur*
PT Danareksa Sekuritas	15	-	*PT Danareksa Sekuritas*
PT HK Realtindo	7	-	*PT HK Realtindo*
PT BRI Ventura Investama	3	-	*PT BRI Ventura Investama*
PT Integrasi Logistik Cipta Solusi	1	-	*PT Integrasi Logistik Cipta Solusi*
PT Pemeringkat Efek Indonesia	1	-	*PT Pemeringkat Efek Indonesia*
PT Perusahaan Pengelola Aset (Persero)	1	-	*PT Perusahaan Pengelola Aset (Persero)*
PT Asuransi Kredit Indonesia	-	814	*PT Asuransi Kredit Indonesia*
Yayasan Kesejahteraan Pekerja BRI Pekerja BRI	-	608	*Yayasan Kesejahteraan Pekerja BRI*
Sub-total	**24.631**	**12.195**	***Sub-total***
Total liabilitas kepada pihak berelasi	**73.842**	**40.201**	***Total liabilities to related parties***
Total liabilitas konsolidasian	**11.381.796**	**10.081.934**	***Total consolidated liabilities***
Persentase total liabilitas kepada pihak berelasi terhadap total liabilitas konsolidasian	**0,65%**	**0,40%**	***Percentage of total liabilities to related parties to total consolidated liabilities***

33. SIFAT HUBUNGAN DAN TRANSAKSI DENGAN PIHAK BERELASI (lanjutan)

33. NATURE OF RELATIONSHIPS AND TRANSACTIONS WITH RELATED PARTIES (continued)

Saldo dan transaksi dengan pihak berelasi (lanjutan)

Balance and transactions with related parties (continued)

c. Pendapatan

c. Revenue

	Tahun yang berakhir pada tanggal 31 Desember/*Year ended December 31,*		
	2021	**2020**	
Premi bruto			***Gross premium***
PT Bank Rakyat Indonesia (Persero) Tbk	382.956	262.644	*PT Bank Rakyat Indonesia (Persero) Tbk*
PT Pos Indonesia (Persero)	160.523	178.608	*PT Pos Indonesia (Persero)*
PT Taspen (Persero)	16.885	-	*PT Taspen (Persero)*
PT Perusahaan Listrik Negara (Persero)	11.820	15.045	*PT Perusahaan Listrik Negara (Persero)*
PT BRI Multifinance Indonesia	7.042	3.160	*PT BRI Multifinance Indonesia*
PT Pegadaian (Persero)	4.083	2.266	*PT Pegadaian (Persero)*
PT Bank Raya Indonesia Tbk (dahulu PT Bank Rakyat Indonesia Agroniaga Tbk)	3.885	6.709	*PT Bank Raya Indonesia Tbk (formerly PT Bank Rakyat Indonesia Agroniaga Tbk)*
PT Bukit Asam Tbk	3.789	1.669	*PT Bukit Asam Tbk*
PT Wijaya Karya (Persero) Tbk	3.683	2.936	*PT Wijaya Karya (Persero) Tbk*
PT Dirgantara Indonesia (Persero)	2.948	8.900	*PT Dirgantara Indonesia (Persero)*
PT Pelabuhan Indonesia III	2.784	2.884	*PT Pelabuhan Indonesia III*
PT Asuransi Jasa Indonesia (Persero)	2.609	2.633	*PT Asuransi Jasa Indonesia (Perseo)*
Perum Perhutani	2.599	3.203	*Perum Perhutani*
PT Terminal Petikemas Surabaya	2.436	1.261	*PT Terminal Petikemas Surabaya*
PT Citilink Indonesia	2.133	3.082	*PT Citilink Indonesia*
Perum Perumnas	2.025	1.260	*Perum Perumnas*
PT Rajawali Nusindo	1.756	645	*PT Rajawali Nusindo*
PT Berlian Manyar Sejahtera	1.722	1.229	*PT Berlian Manyar Sejahtera*
PT Nindya Karya (Persero)	1.667	2.644	*PT Nindya Karya (Persero)*
PT Semen Baturaja (Persero) Tbk	1.619	2.367	*PT Semen Baturaja (Persero) Tbk*
PT Pupuk Iskandar Muda	1.525	2.487	*PT Pupuk Iskandar Muda*
PT ASDP Indonesia Ferry (Persero)	1.490	2.432	*PT ASDP Indonesia Ferry (Persero)*
PT Gapura Angkasa	1.467	1.395	*PT Gapura Angkasa*
PT Bank Tabungan Negara (Persero) Tbk	1.458	2.049	*PT Bank Tabungan Negara (Persero) Tbk*
PT Hotel Indonesia Natour (Persero)	1.361	1.400	*PT Hotel Indonesia Natour (Persero)*
PT Pilar Sinergi BUMN Indonesia	1.351	1.888	*PT Pilar Sinergi BUMN Indonesia*
PT Pindad (Persero)	1.336	1.862	*PT Pindad (Persero)*
PT Danareksa (Persero)	1.134	720	*PT Danareksa (Persero)*
PT Aero Wisata	1.129	536	*PT Aero Wisata*
PT Bhanda Ghara Reksa	1.121	1.457	*PT Bhanda Ghara Reksa*
PT Alur Pelayaran Barat Surabaya	1.109	878	*PT Alur Pelayaran Barat Surabaya*
PT Bahana Sekuritas	1.090	904	*PT Bahana Sekuritas*
PT Permodalan Nasional Madani (Persero)	1.009	1.647	*PT Permodalan Nasional Madani (Persero)*
PT Rekayasa Engineering	999	1.264	*PT Rekayasa Engineering*
PT Bahana TCW Investment Management	996	812	*PT Bahana TCW Investment Management*
Perkebunan nusantara			
PT HK Realtindo	869	1.246	*PT HK Realtindo*
PT Pelindo Marine Service	843	2.593	*PT Pelindo Marine Service*
PT Graha Sarana Duta	782	1.548	*PT Graha Sarana Duta*
PT Wijaya Karya Realty	667	1.649	*PT Wijaya Karya Realty*

33. SIFAT HUBUNGAN DAN TRANSAKSI DENGAN PIHAK BERELASI (lanjutan)

33. NATURE OF RELATIONSHIPS AND TRANSACTIONS WITH RELATED PARTIES (continued)

Saldo dan transaksi dengan pihak berelasi (lanjutan)

Balance and transactions with related parties (continued)

c. Pendapatan (lanjutan)

c. Revenue (continued)

	Tahun yang berakhir pada tanggal 31 Desember/*Year ended December 31,*		
	2021	**2020**	
Premi bruto (lanjutan)			***Gross premium (continued)***
Perusahaan Umum Jaminan Kredit Indonesia	451	5.324	*Perusahaan Umum Jaminan Kredit Indonesia*
PT Sigma Cipta Caraka	333	1.164	*PT Sigma Cipta Caraka*
PT Nindya Beton	311	437	*PT Nindya Beton*
PT Indonesia Comnets Plus	284	1.370	*PT Indonesia Comnets Plus*
PT Perikanan Nusantara (Persero)	230	1.891	*PT Perikanan Nusantara (Persero)*
PT Indonesia Power	164	164	*PT Indonesia Power*
PT Danareksa Sekuritas	159	1.613	*PT Danareksa Sekuritas*
PT Garuda Indonesia (Persero) Tbk	95	745	*PT Garuda Indonesia (Persero) Tbk*
PT Bank Syariah Indonesia (Persero) Tbk (dahulu PT Bank BRISyariah Tbk, PT Bank Mandiri Syariah, dan PT Bank BNI Syariah)	-	30.364	*PT Bank Syariah Indonesia (Persero) Tbk (formerly PT Bank BRISyariah Tbk, PT Bank Mandiri Syariah, and PT Bank BNI Syariah)*
PT Bank DKI	-	2.046	*PT Bank DKI*
PT Garuda Maintenance Facility Aero Asia	-	1.425	*PT Garuda Maintenance Facility Aero Asia*
PT Pabrik Gula Rajawali I	-	1.245	*PT Pabrik Gula Rajawali I*
PT BRI Ventura Investama	-	1.052	*PT BRI Ventura Investama*
PT Geo Dipa Energi (Persero)	-	890	*PT Geo Dipa Energi (Persero)*
PT Infrastruktur Telekomunikasi Indonesia	-	811	*PT Infrastruktur Telekomunikasi Indonesia*
PT Aerofood Indonesia	-	545	*PT Aerofood Indonesia*
PT Reska Multi Usaha	-	86	*PT Reska Multi Usaha*
Lain-lain (masing - masing dibawah 1.000)	12.162	19.379	*Others (each below 1,000)*
Total	**654.889**	**602.463**	***Total***
Premi reasuransi			***Reinsurance premium***
PT Reasuransi Nasional Indonesia	(332.276)	(12.890)	*PT Reasuransi Nasional Indonesia*
PT Reasuransi Indonesia Utama (Persero)	(27.059)	(70.314)	*PT Reasuransi Indonesia Utama (Persero)*
Total	**(359.335)**	**(83.204)**	***Total***

33. SIFAT HUBUNGAN DAN TRANSAKSI DENGAN PIHAK BERELASI (lanjutan)

33. NATURE OF RELATIONSHIPS AND TRANSACTIONS WITH RELATED PARTIES (continued)

Saldo dan transaksi dengan pihak berelasi (lanjutan)

Balance and transactions with related parties (continued)

c. Pendapatan (lanjutan)

c. Revenue (continued)

	Tahun yang berakhir pada tanggal 31 Desember/*Year ended December 31,*		
	2021	**2020**	
Premi koasuransi			***Coinsurance premium***
PT BRI Asuransi Indonesia (dahulu PT Asuransi Bringin Sejahtera Artamakmur)	(3.259)	(5.802)	*PT BRI Asuransi Indonesia (Formerly PT Asuransi Bringin Sejahtera Artamakmur)*
PT Taspen (Persero)	(1.730)	(15.156)	*PT Taspen (Persero)*
PT Asuransi Jiwasraya (Persero)	-	(487)	*PT Asuransi Jiwasraya (Persero)*
Total	**(4.989)**	**(21.445)**	***Total***
Hasil investasi			***Investment income***
Obligasi Negara	343.824	110.823	*Government Bonds*
PT Bahana TCW Investment Management	109.733	52.967	*PT Bahana TCW Investment Management*
PT Indonesia Eximbank	14.479	-	*PT Indonesia Eximbank*
PT Danareksa Investment Management	13.266	27.343	*PT Danareksa Investment Management*
PT Sarana Multi Infrastuktur	10.712	3.066	*PT Sarana Multi Infrastuktur*
PT Wijaya Karya Tbk	10.016	9.366	*PT Wijaya Karya Tbk*
PT Perusahaan Listrik Negara (Persero)	9.797	19.718	*PT Perusahaan Listrik Negara (Persero)*
PT Bank Raya Indonesia Tbk (dahulu PT Bank Rakyat Indonesia Agroniaga Tbk)	9.694	25.229	*PT Bank Raya Indonesia Tbk (formerly PT Bank Rakyat Indonesia Agroniaga Tbk)*
PT BRI Multifinance Indonesia	9.125	8.325	*PT BRI Multifinance Indonesia*
PT Bank Rakyat Indonesia (Persero) Tbk	8.883	19.314	*PT Bank Rakyat Indonesia (Persero) Tbk*
PT Semen Indonesia (Persero) Tbk	6.388	15.085	*PT Semen Indonesia (Persero) Tbk*
PT Bank Mandiri (Persero) Tbk	4.374	492	*PT Bank Mandiri (Persero) Tbk*
PT Bank Tabungan Negara (Persero) Tbk	2.991	4.467	*PT Bank Tabungan Negara (Persero) Tbk*
PT Aneka Tambang (Persero) Tbk	2.181	2.273	*PT Aneka Tambang (Persero) Tbk*
PT Telekomunikasi Indonesia Tbk	1.129	(1.027)	*PT Telekomunikasi Indonesia Tbk*
PT Pupuk Indonesia (Persero)	1.080	125	*PT Pupuk Indonesia (Persero)*
PT Kereta Api Indonesia (Persero)	775	1.892	*PT Kereta Api Indonesia (Persero)*
PT Angkasa Pura II	642	1.440	*PT Angkasa Pura II*
PT Waskita Beton Precast Tbk	488	8.378	*PT Waskita Beton Precast Tbk*
PT Bank Negara Indonesia (Persero) Tbk	159	(2.283)	*PT Bank Negara Indonesia (Persero) Tbk*
PT Waskita Karya (Persero) Tbk	42	4.262	*PT Waskita Karya (Persero) Tbk*
PT Bank BRISyariah Tbk	1	11.733	*PT Bank BRISyariah Tbk*
PT Sarana Multigriya Finansial (Persero)	-	7.718	*PT Sarana Multigriya Finansial (Persero)*
PT Timah (Persero) Tbk	-	7.244	*PT Timah (Persero) Tbk*
PT Mandiri Tunas Finance	-	6.820	*PT Mandiri Tunas Finance*
PT Permodalan Nasional Madani	-	4.467	*PT Permodalan Nasional Madani*

33. SIFAT HUBUNGAN DAN TRANSAKSI DENGAN PIHAK BERELASI (lanjutan)

33. NATURE OF RELATIONSHIPS AND TRANSACTIONS WITH RELATED PARTIES (continued)

Saldo dan transaksi dengan pihak berelasi (lanjutan)

Balance and transactions with related parties (continued)

c. Pendapatan (lanjutan)

c. Revenue (continued)

	Tahun yang berakhir pada tanggal 31 Desember/*Year ended December 31,*		
	2021	**2020**	
Hasil investasi (lanjutan)			***Investment income (continued)***
PT Pembangunan Perumahan (Persero) Tbk	-	3.792	*PT Pembangunan Perumahan (Persero) Tbk*
PT Bank DKI	-	3.177	*PT Bank DKI*
PT BNI Asset Management	-	2.031	*PT BNI Asset Management*
PT Mandiri Manajemen Investasi	-	1.617	*PT Mandiri Manajemen Investasi*
PT Bank Ekspor Impor Indonesia Tbk	-	23.620	*PT Bank Ekspor Impor Indonesia Tbk*
PT Jasa Marga (Persero) Tbk	(469)	(295)	*PT Jasa Marga (Persero) Tbk*
PT PP Properti Tbk	(542)	3.193	*PT PP Properti Tbk*
PT Adhi Karya (Persero) Tbk	(572)	1.493	*PT Adhi Karya (Persero) Tbk*
Lain-lain (masing - masing dibawah 1.000)	976	2.117	*Others (each below 1,000)*
Total	**559.172**	**389.982**	***Total***
Pendapatan lain-lain			***Other Income***
PT Reasuransi Nasional Indonesia	48.976	1.533	*PT Reasuransi Nasional Indonesia*
PT Reasuransi Indonesia Utama (Persero)	360	9.021	*PT Reasuransi Indonesia Utama (Persero)*
Total	**49.336**	**10.554**	***Total***

d. Beban

d. Expenses

	Tahun yang berakhir pada tanggal 31 Desember/*Year ended December 31,*		
	2021	**2020**	
Klaim dan manfaat			***Claims and benefits***
PT Pos Indonesia (Persero)	146.502	153.656	*PT Pos Indonesia (Persero)*
PT Perusahaan Listrik Negara (Persero)	16.454	31.793	*PT Perusahaan Listrik Negara (Persero)*
PT Bank Rakyat Indonesia (Persero) Tbk	15.394	176.306	*PT Bank Rakyat Indonesia (Persero) Tbk*
PT Taspen (Persero)	11.790	-	*PT Taspen (Persero)*
Perusahaan Umum Jaminan Kredit Indonesia	5.469	320	*Perusahaan Umum Jaminan Kredit Indonesia*
PT Citilink Indonesia	4.570	4.883	*PT Citilink Indonesia*
PT Bhanda Ghara Reksa (Persero)	3.348	-	*PT Bhanda Ghara Reksa (Persero)*
PT Pindad (Persero)	2.666	500	*PT Pindad (Persero)*
PT PNM Venture Capital	2.440	-	*PT PNM Venture Capital*
PT Telekomunikasi Indonesia (Persero) Tbk	2.007	-	*PT Telekomunikasi Indonesia (Persero) Tbk*
PT Rekayasa Engineering	1.877	1.114	*PT Rekayasa Engineering*
PT Pilar Sinergi BUMN Indonesia	1.806	-	*PT Pilar Sinergi BUMN Indonesia*
PT Danareksa (Persero)	1.555	29	*PT Danareksa (Persero)*

33. SIFAT HUBUNGAN DAN TRANSAKSI DENGAN PIHAK BERELASI (lanjutan)

33. NATURE OF RELATIONSHIPS AND TRANSACTIONS WITH RELATED PARTIES (continued)

Saldo dan transaksi dengan pihak berelasi (lanjutan)

Balance and transactions with related parties (continued)

d. Beban (lanjutan)

d. Expenses (continued)

	Tahun yang berakhir pada tanggal 31 Desember/*Year ended December 31,*		
	2021	**2020**	
Klaim dan manfaat (lanjutan)			***Claims and benefits (continued)***
PT Bank Raya Indonesia Tbk (dahulu PT Bank Rakyat Indonesia Agroniaga Tbk)	1.356	2.503	*PT Bank Raya Indonesia Tbk (formerly PT Bank Rakyat Indonesia Agroniaga Tbk)*
PT Bank Tabungan Negara (Persero) Tbk	1.299	234	*PT Bank Tabungan Negara (Persero) Tbk*
PT Graha Sarana Duta	1.092	-	*PT Graha Sarana Duta*
PT Nindya Beton	1.038	271	*PT Nindya Beton*
PT KAI Commuter Jabodetabek	880	1.024	*PT KAI Commuter Jabodetabek*
Perum Perhutani	781	4.870	*Perum Perhutani*
PT Wijaya Karya (Persero) Tbk	776	480	*PT Wijaya Karya (Persero) Tbk*
PT BRI Multifinance Indonesia	743	5.137	*PT BRI Multifinance Indonesia*
PT Garuda Indonesia (Persero) Tbk	400	8.343	*PT Garuda Indonesia (Persero) Tbk*
PT Pelindo Marine Service	291	3.414	*PT Pelindo Marine Service*
PT Wijaya Karya Realty	-	7.092	*PT Wijaya Karya Realty*
PT Nindya Karya (Persero)	-	2.590	*PT Nindya Karya (Persero)*
PT Garuda Maintenance Facility Aero Asia	-	2.473	*PT Garuda Maintenance Facility Aero Asia*
PT Semen Baturaja (Persero) Tbk	-	2.102	*PT Semen Baturaja (Persero) Tbk*
PT Perikanan Nusantara (Persero)	-	1.146	*PT Perikanan Nusantara (Persero)*
PT Aero Systems Indonesia	-	-	*PT Aero Systems Indonesia*
Lain-lain (masing - masing dibawah 1.000)	9.675	5.408	*Others (each below 1,000)*
Total	**234.209**	**415.688**	***Total***
Klaim reasuransi			***Reinsurance claim***
PT Reasuransi Nasional Indonesia	(292.495)	(47.832)	*PT Reasuransi Nasional Indonesia*
PT Reasuransi Indonesia Utama (Persero)	(91.663)	(28.186)	*PT Reasuransi Indonesia Utama (Persero)*
Total	**(384.158)**	**(76.018)**	***Total***
Klaim koasuransi			***Coinsurance claim***
PT Taspen (Persero)	(16.742)	(9.260)	*PT Taspen (Persero)*
PT BRI Asuransi Indonesia (dahulu PT Asuransi Bringin Sejahtera Artamakmur)	(1.380)	(2.511)	*PT BRI Asuransi Indonesia (Formerly PT Asuransi Bringin Sejahtera Artamakmur)*
PT Asuransi Jiwasraya (Persero)	-	(253)	*PT Asuransi Jiwasraya (Persero)*
Total	**(18.122)**	**(12.024)**	***Total***

33. SIFAT HUBUNGAN DAN TRANSAKSI DENGAN PIHAK BERELASI (lanjutan)

Saldo dan transaksi dengan pihak berelasi (lanjutan)

d. Beban (lanjutan)

33. NATURE OF RELATIONSHIPS AND TRANSACTIONS WITH RELATED PARTIES (continued)

Balance and transactions with related parties (continued)

d. Expenses (continued)

	Tahun yang berakhir pada tanggal 31 Desember/*Year ended December 31,*		
	2021	**2020**	
Beban akuisisi			***Acquisition expenses***
PT Bank Rakyat Indonesia (Persero) Tbk	473.032	394.929	*PT Bank Rakyat Indonesia (Persero) Tbk*
PT Bank Syariah Indonesia (Persero) Tbk (dahulu PT Bank BRISyariah Tbk, PT Bank Mandiri Syariah, dan PT Bank BNI Syariah)	-	3.538	*PT Bank Syariah Indonesia (Persero) Tbk (formerly PT Bank BRISyariah Tbk, PT Bank Mandiri Syariah, and PT Bank BNI Syariah)*
Total	**473.032**	**398.467**	***Total***
Beban usaha			***Operating expenses***
PT BPJS Ketenagakerjaan	5.139	5.245	*PT BPJS Ketenagakerjaan*
PT Telekomunikasi Indonesia (Persero) Tbk	2.767	1.996	*PT Telekomunikasi Indonesia (Persero) Tbk*
PT Pertamina (Persero)	2.437	1.831	*PT Pertamina (Persero)*
PT Perusahaan Listrik Negara (Persero)	1.567	1.851	*PT Perusahaan Listrik Negara (Persero)*
FWD Technology and Innovation Malaysia Sdn. Bhd.	3.234	-	*FWD Technology and Innovation Malaysia Sdn. Bhd.*
Total	**15.144**	**10.923**	***Total***

34. STANDAR AKUNTANSI YANG TELAH DISAHKAN NAMUN BELUM BERLAKU EFEKTIF

Standar akuntansi keuangan yang telah disahkan oleh Dewan Standar Akuntansi Keuangan (DSAK), tetapi belum berlaku efektif untuk laporan keuangan konsolidasian tahun berjalan diungkapkan di bawah ini. Perusahaan bermaksud untuk menerapkan standar tersebut, jika dipandang relevan, saat telah menjadi efektif.

Efektif berlaku pada atau setelah tanggal 1 Januari 2022:

- Amendemen PSAK No. 22: Kombinasi Bisnis tentang Referensi ke Kerangka Konseptual.

  Amendemen PSAK No. 22 Kombinasi Bisnis tentang Referensi ke Kerangka Konseptual ini mengklarifikasi interaksi antara PSAK No. 22, PSAK No. 57, ISAK No. 30 dan Kerangka Konseptual Pelaporan Keuangan.

34. ACCOUNTING STANDARDS ISSUED BUT NOT YET EFFECTIVE

The financial accounting standards that are issued by the Indonesian Financial Accounting Standards Board (DSAK), but not yet effective for current consolidated financial statements are disclosed below. The Company intends to adopt these standards, if applicable, when they become effective.

Effective on or after January 1, 2022:

- *Amendments to PSAK No. 22: Business Combinations regarding Reference to Conceptual Frameworks.*

  The amendments to PSAK No. 22 Business Combinations regarding Reference to Conceptual Frameworks clarify the interactions between PSAK No. 22, PSAK No. 57, PSAK No. 30 and the Conceptual Framework of Financial Reporting.

34. STANDAR AKUNTANSI YANG TELAH DISAHKAN NAMUN BELUM BERLAKU EFEKTIF (lanjutan)

Efektif berlaku pada atau setelah tanggal 1 Januari 2022: (lanjutan)

Secara umum Amendemen PSAK No. 22 ini:
- Menambahkan deskripsi terkait "liabilitas dan liabilitas kontinjensi dalam ruang lingkup PSAK No. 57 atau ISAK No. 30" yang dinyatakan dalam paragraf 21A-21C.
- Mengubah paragraf 23 dengan mengklarifikasi liabilitas kontinjesi yang diakui pada tanggal akuisisi.
- Menambahkan paragraf 23A terkait definisi aset kontinjensi dan perlakuan akuntansinya.

Amendemen PSAK No. 22 Kombinasi Bisnis tentang Referensi ke Kerangka Konseptual ini berlaku efektif pada 1 Januari 2022 dengan penerapan dini diperkenankan.

- Amendemen PSAK No. 57: Provisi, Liabilitas Kontinjensi, dan Aset Kontinjensi tentang Kontrak Memberatkan - Biaya Memenuhi Kontrak.

  Amendemen ini mengklarifikasi biaya untuk memenuhi suatu kontrak dalam kaitannya dalam menentukan apakah suatu kontrak merupakan kontrak memberatkan.

  Amendemen PSAK No. 57 mengatur bahwa biaya untuk memenuhi kontrak terdiri dari biaya yang berhubungan langsung dengan kontrak. Biaya yang berhubungan langsung dengan kontrak terdiri dari:

  1. biaya inkremental untuk memenuhi kontrak tersebut, dan
  2. alokasi biaya lain yang berhubungan langsung untuk memenuhi kontrak.

34. ACCOUNTING STANDARDS ISSUED BUT NOT YET EFFECTIVE (continued)

Effective on or after January 1, 2022: (continued)

In general, the amendments to PSAK No. 22:
- *Add a description regarding "liabilities and contingent liabilities within the scope of PSAK No. 57 or IFAS No. 30" stated in paragraphs 21A-21C.*
- *Amend paragraph 23 by clarifying the contingent liabilities recognized at the acquisition date.*
- *Adds paragraph 23A regarding the definition of a contingent asset and its accounting treatment.*

The amendments to PSAK No. 22 Business Combinations regarding References to Conceptual Frameworks will become effective on January 1, 2022 with earlier application permitted.

- *Amendments to PSAK No. 57: Provisions, Contingent Liabilities, and Contingent Assets regarding Aggravating Contracts - Contract Fulfillment Costs.*

  This amendment clarifies the cost of fulfilling a contract in relation to determining whether a contract is a burdensome contract.

  The amendments to PSAK No. 57 provide that costs to fulfill a contract consist of costs that are directly related to the contract. Costs that are directly related to the contract consist of:

  1. *incremental costs to fulfill the contract, and*
  2. *allocation of other costs that are directly related to fulfilling the contract.*

34. STANDAR AKUNTANSI YANG TELAH DISAHKAN NAMUN BELUM BERLAKU EFEKTIF (lanjutan)

Efektif berlaku pada atau setelah tanggal 1 Januari 2022: (lanjutan)

Amendemen PSAK No. 57 berlaku efektif pada 1 Januari 2022 dengan penerapan dini diperkenankan.

- Penyesuaian Tahunan 2020 – PSAK No. 71: Instrumen Keuangan - Imbalan dalam pengujian "10 per sen" untuk penghentian pengakuan liabilitas keuangan.

  Amandemen tersebut mengklarifikasi biaya yang termasuk dalam entitas ketika menilai apakah persyaratan liabilitas keuangan baru atau yang dimodifikasi secara substansial berbeda dari persyaratan liabilitas keuangan asli. Biaya ini hanya mencakup yang dibayarkan atau diterima antara peminjam dan pemberi pinjaman, termasuk biaya yang dibayarkan atau diterima baik oleh peminjam atau pemberi pinjaman atas nama pihak lain. Entitas menerapkan amandemen atas liabilitas keuangan yang dimodifikasi atau dipertukarkan pada atau setelah awal periode pelaporan tahunan di mana entitas pertama kali menerapkan amandemen tersebut.

  Amandemen ini berlaku efektif untuk periode pelaporan tahunan yang dimulai pada atau setelah 1 Januari 2022 dengan penerapan lebih awal diizinkan. Perusahaan akan menerapkan amandemen atas liabilitas keuangan yang dimodifikasi atau dipertukarkan pada atau setelah awal periode pelaporan tahunan di mana entitas pertama kali menerapkan amandemen tersebut.

Efektif berlaku pada atau setelah tanggal 1 Januari 2023:

- Amendemen PSAK No. 1: Penyajian Laporan Keuangan tentang Klasifikasi Liabilitas sebagai Jangka Pendek atau Jangka Panjang efektif 1 Januari 2021, dan penerapan lebih awal diizinkan.

34. ACCOUNTING STANDARDS ISSUED BUT NOT YET EFFECTIVE (continued)

Effective on or after January 1, 2022: (continued)

Amendments to PSAK No. 57 is effective on January 1, 2022 with earlier application permitted.

- *2020 Annual Adjustments – PSAK No. 71: Financial Instruments - Fees in the "10 per cent" test for derecognition of financial liabilities.*

  The amendment clarifies the fees that an entity includes when assessing whether the terms of a new or modified financial liability are substantially different from the terms of the original financial liability. These fees include only those paid or received between the borrower and the lender, including fees paid or received by either the borrower or lender on the other's behalf. An entity applies the amendment to financial liabilities that are modified or exchanged on or after the beginning of the annual reporting period in which the entity first applies the amendment.

  The amendment is effective for annual reporting periods beginning on or after 1 January 2022 with earlier adoption permitted. The Company will apply the amendments to financial liabilities that are modified or exchanged on or after the beginning of the annual reporting period in which the entity first applies the amendment.

Effective on or after January 1, 2023:

- *Amendments to PSAK No. 1: Classification of Liabilities as Current or Non-current, effective January 1, 2023, and earlier application is permitted.*

34. STANDAR AKUNTANSI YANG TELAH DISAHKAN NAMUN BELUM BERLAKU EFEKTIF (lanjutan)

Efektif berlaku pada atau setelah tanggal 1 Januari 2023: (lanjutan)

Amandemen menentukan persyaratan untuk mengklasifikasikan kewajiban sebagai lancar atau tidak lancar. Amandemen tersebut menjelaskan:

- Apa yang dimaksud dengan hak untuk menunda penyelesaian;
- Bahwa hak untuk menunda harus ada pada akhir periode pelaporan;
- Klasifikasi tersebut tidak terpengaruh oleh kemungkinan bahwa entitas akan menggunakan hak penangguhannya; dan
- Bahwa hanya jika derivatif melekat dalam liabilitas konversi itu sendiri merupakan instrumen ekuitas, ketentuan liabilitas tidak akan memengaruhi klasifikasinya.

Amandemen tersebut berlaku efektif untuk periode pelaporan tahunan yang dimulai pada atau setelah 1 Januari 2023 dan harus diterapkan secara retrospektif.

Efektif berlaku pada atau setelah tanggal 1 Januari 2025:

- PSAK No. 74: Kontrak Asuransi, yang diadopsi dari IFRS No. 17, berlaku efektif 1 Januari 2025, dengan penerapan dini diperkenankan untuk entitas yang juga telah menerapkan PSAK No. 71 dan PSAK No. 72.

  PSAK No. 74 merupakan adopsi dari Kontrak Asuransi IFRS 17 yang berlaku efektif secara internasional pada tanggal 1 Januari 2023. PSAK No. 74 memuat relaksasi beberapa ketentuan sebagaimana diatur dalam Amandemen IFRS 17 yang antara lain memberikan tambahan ruang lingkup pengecualian, penyesuaian penyajian laporan keuangan, penerapan opsi mitigasi risiko dan beberapa modifikasi pada ketentuan transisi.

34. ACCOUNTING STANDARDS ISSUED BUT NOT YET EFFECTIVE (continued)

Effective on or after January 1, 2023: (continued)

The amendments specify the requirements for classifying liabilities as current or non-current. The amendments clarify:

- *What is meant by a right to defer settlement;*
- *That a right to defer must exist at the end of the reporting period;*
- *That classification is unaffected by the likelihood that an entity will exercise its deferral right; and*
- *That only if an embedded derivative in a convertible liability is itself an equity instrument would the terms of a liability not impact its classification.*

The amendments are effective for annual reporting periods beginning on or after January 1, 2023 and must be applied retrospectively.

Effective on or after January 1, 2025:

- *PSAK No. 74: Insurance Contracts, adopted from IFRS No. 17, effective January 1, 2025, and earlier application is permitted, but not before the entity applies PSAK No. 71 and No. PSAK 72.*

  PSAK No. 74 is an adoption of the IFRS 17 Insurance Contract which will be effective internationally on January 1, 2023. PSAK No. 74 includes relaxation of several provisions as stipulated in the Amendments to IFRS 17 which among others provides additional scope exceptions, adjustments presentation of financial statements, application of risk mitigation options and some modifications to transitional provisions.

34. STANDAR AKUNTANSI YANG TELAH DISAHKAN NAMUN BELUM BERLAKU EFEKTIF (lanjutan)

Efektif berlaku pada atau setelah tanggal 1 Januari 2025: (lanjutan)

Penerapan PSAK No. 74 akan membuat laporan keuangan perusahaan asuransi menjadi “berdaya banding” (sebanding) dengan industri lain seperti perbankan dan jasa keuangan lainnya karena PSAK No. 62 masih memungkinkan pelaporan yang berbeda menurut yurisdiksi/ negara. Selain itu, PSAK No. 74 juga mensyaratkan pemisahan yang jelas antara pendapatan yang dihasilkan dari bisnis asuransi dan pendapatan dari aktivitas investasi sehingga semua pemangku kepentingan dari laporan keuangan, termasuk pemegang polis dan investor, mendapatkan informasi yang transparan atas laporan keuangan perusahaan yang memiliki kontrak asuransi. produk perlindungan asuransi dengan fitur investasi.

Setelah efektif, PSAK No. 74 akan menggantikan PSAK No. 62 Kontrak Asuransi, PSAK No. 74 berlaku untuk semua jenis kontrak asuransi (yaitu, jiwa, non-jiwa, asuransi langsung, dan asuransi ulang), terlepas dari jenis entitas yang menerbitkannya, juga mengenai jaminan dan instrumen keuangan tertentu dengan fitur partisipasi tidak mengikat.

Beberapa pengecualian ruang lingkup akan berlaku. Tujuan keseluruhan PSAK No. 74 adalah untuk menyediakan model akuntansi untuk kontrak asuransi yang lebih bermanfaat dan konsisten untuk perusahaan asuransi. Berbeda dengan persyaratan dalam PSAK No. 62, yang sebagian besar didasarkan pada kebijakan akuntansi lokal sebelumnya, IFRS No. 17 menyediakan model komprehensif untuk kontrak akuntasni, yang mencakup semua aspek akuntansi yang relevan.

Grup sedang mengevaluasi dan belum menentukan dampak dari Standar dan Interpretasi tersebut terhadap laporan keuangan konsolidasiannya.

34. ACCOUNTING STANDARDS ISSUED BUT NOT YET EFFECTIVE (continued)

Effective on or after January 1, 2025: (continued)

The application of PSAK No. 74 will make the financial statements of insurance companies to "berdaya banding" (comparable) with other industries such as banking and other financial services due to PSAK No. 62 still allows reporting which varies by jurisdiction/ country. In addition, PSAK No. 74 also requires a clear separation between income generated from the insurance business and income from investment activities so that all stakeholders from the financial statements, including policyholders and investors, get transparent information on the financial statements of companies that have insurance contracts for insurance protection products with investment features.

Once effective, PSAK No. 74 will replace PSAK No. 62 Insurance Contracts. PSAK No. 74 applies to all types of insurance contracts (i.e. life, non-life, direct insurance and re-insurances), regardless of the type of entities that issue them, as well as to certain guarantees and financial instruments with discretionary participation features.

A few scope exceptions will apply. The overall objective of PSAK No. 74 is to provide an accounting model for insurance contracts that is more useful and consistent for insurers. In contrast to the requirements in PSAK No. 62, which are largely based on grandfathering previous local accounting policies, IFRS No. 17 provides a comprehensive model for insurance contracts, covering all relevant accountinga aspects.

The Group is currently evaluating and has not determined the effects of these standards and interpretation on the consolidated financial statements.

35. PERISTIWA SETELAH TANGGAL PELAPORAN

a. Pada bulan Januari 2022, Perusahaan menandatangani beberapa perjanjian dengan PT Bahana TCW Investment Management untuk Pengelolaan Aset Investasi Perusahaan untuk produk Dana SKK Migas.

b. Berdasarkan Akta Notaris Jose Dimas Satria, S.H., M.Kn. No. 17 pada tanggal 2 Maret 2022 tentang Pernyataan Keputusan Pemegang Saham Perubahan Anggaran Dasar, seluruh pemegang saham telah sepakat melakukan perubahan struktur kepemilikan melalui penerbitan 255.549 (nilai penuh) saham baru untuk diambil bagian oleh FWD Management Holdings Limited. (Catatan 32). Atas transaksi ini modal disetor Perusahaan berubah menjadi Rp339.201.

   Pada tanggal 2 Maret 2022, FWD Management Holdings Limited telah melakukan pembayaran *Capital Injection* sebesar Rp770.000. Kemudian pada tanggal yang sama, Perusahaan melakukan penambahan pembayaran *access fee* ke BRI sebesar Rp770.000 dan dicatat dalam akun “biaya akuisisi ditangguhkan”.

35. SUBSEQUENT EVENTS

a. On January 2022, the Company entered into several agreement with PT Bahana TCW Investment Management for the Company’s Investment Asset Management for SKK Migas Fund products.

b. Based on the Notary Deed of Jose Dimas Satria, S.H., M.Kn. No. 17 dated March 2, 2022 concerning Statement of Shareholders' Decision on Amendment to the Articles of Association, all shareholders have agreed to change the ownership structure through the issuance of 225,549 (full amount) new shares to be subscribed by FWD Management Holdings Limited. (Note 32). Therefore, the paid-up capital changes to Rp339,201.

   On March 2, 2022, FWD Management Holdings Limited has paid a Capital Injection of Rp770,000. Then on the same date, the Company has made additional payment of access fees to BRI amounting to Rp770,000 and recorded in the “deferred acquisition account”.

2021
Laporan Tahunan
Annual Report

BRI Life
Head Office
Graha Irama
Jl. HR. Rasuna Said Blok X-1, Kav 1 & 2
Kecamatan Setiabudi
Kota Jakarta Selatan
DKI Jakarta 12950

Call Center : 1500-087
Telepon : (021) 526-1260, 526-1261
Fax : (021) 526-1258, 526-1472
Email : cs@brilife.co.id